

28th June 2014

copied 7/7/14

PRN 8810

no address for post

Ribble Valley Borough Council
Examination Office
Church Walk
Clitheroe
Lancs.
BB7 2RA

For the attention of Mrs Michelle Haworth, Core Strategy Programme Officer

Dear Mrs Haworth,

in response to the recent modifications to the RVBC Core Strategy, which, fundamentally I am in agreement with, I wish to bring to your attention one point for consideration in the developments planned for Longridge.

At the point of finalising the overall number of dwellings proposed for Longridge an adjustment of 200 dwellings was proposed, this to be distributed between 9 other identified settlements within the Borough. This number was ratified during December 2011 to account for the planned development of the Ridings Depot site. Since this time subsequent applications have been made including Gladman Developments for an additional 190 units at this site, a recent application has been lodged for 10 further units at the same site as proposed by Sherwood homes, 78 additional dwellings have already been granted permission at Mosses Farm, Whittingham Lane together with the development of 14 units on Inglewhite Road, these being amongst further granted & planned applications to build dwellings bordering Longridge.

I feel strongly that the Longridge adjustment figure requires due consideration in light of the above and, although further afield, (2 miles, with Longridge being the closest town to this site) the 650 units approved for construction at the Whittingham Park site should also form part of this consideration. It is obvious that the overall number of dwellings bordering our town shall be reliant upon the resources and infrastructure of Longridge and that to not make a further allowance for this within the dwelling allocation for our town would I consider be wholly negligent.

The impact upon the services and infrastructure by the scale of developments proposed by a number of the principle contractors within Longridge and upon its borders should be given due consideration to restricting these in both size and to the type of houses required to meet local requirements

I believe as a community we recognise that a degree of new housing is required but that RVBC needs to exercise a degree of empathy when considering the impact such large scale developments and allocated housing units would have upon our community. The development of the existing brown field sites (as advised within the NPPF as being preferable to the destruction of Greenfield and Greenbelt) in and around Longridge as starter homes / retirement / affordable housing would be of real benefit to those who really need to get on the housing ladder as well as improving the aesthetics of the town itself.

I ask that you and the planning committee make their decisions based on a considered and well thought through basis.


Yours faithfully

[Redacted signature and name area]

agreed 9/7/14

PRN 8811

28th June 2014



Ribble Valley Borough Council
Examination Office
Church Walk
Clitheroe
Lancs.
BB7 2RA

For the attention of Mrs Michelle Haworth, Core Strategy Programme Officer

Dear Mrs Haworth,

In response to the recent modifications to the RVBC Core Strategy, which, fundamentally I am in agreement with, I wish to bring to your attention one point for consideration in the developments planned for Longridge.

At the point of finalising the overall number of dwellings proposed for Longridge an adjustment of 200 dwellings was proposed, this to be distributed between 9 other identified settlements within the Borough. This number was ratified during December 2011 to account for the planned development of the Ridings Depot site. Since this time subsequent applications have been made including Gladman Developments for an additional 190 units at this site, a recent application has been lodged for 10 further units at the same site as proposed by Sherwood homes, 78 additional dwellings have already been granted permission at Mosses Farm, Whittingham Lane together with the development of 14 units on Inglewhite Road, these being amongst further granted & planned applications to build dwellings bordering Longridge.

I feel strongly that the Longridge adjustment figure requires due consideration in light of the above and, although further afield, (2 miles, with Longridge being the closest town to this site) the 650 units approved for construction at the Whittingham Park site should also form part of this consideration. It is obvious that the overall number of dwellings bordering our town shall be reliant upon the resources and infrastructure of Longridge and that to not make a further allowance for this within the dwelling allocation for our town would I consider be wholly negligent.

The impact upon the services and infrastructure by the scale of developments proposed by a number of the principle contractors within Longridge and upon its borders should be given due consideration to restricting these in both size and to the type of houses required to meet local requirements

I believe as a community we recognise that a degree of new housing is required but that RVBC needs to exercise a degree of empathy when considering the impact such large scale developments and allocated housing units would have upon our community. The development of the existing brown field sites (as advised within the NPPF as being preferable to the destruction of Greenfield and Greenbelt) in and around Longridge as starter homes / retirement / affordable housing would be of real benefit to those who really need to get on the housing ladder as well as improving the aesthetics of the town itself.

I ask that you and the planning committee make their decisions based on a considered and well thought through basis.

Yours faithfully

A large area of the document is redacted with thick black bars, covering the signature and name of the sender.

28th June 2014

speed faded
7/7/14

PRN. 8812

Ribble Valley Borough Council
Examination Office
Church Walk
Clitheroe
Lancs.
BB7 2RA

[REDACTED]

For the attention of Mrs Michelle Haworth, Core Strategy Programme Officer

Dear Mrs Haworth,

In response to the recent modifications to the RVBC Core Strategy, which, fundamentally I am in agreement with, I wish to bring to your attention one point for consideration in the developments planned for Longridge.

At the point of finalising the overall number of dwellings proposed for Longridge an adjustment of 200 dwellings was proposed, this to be distributed between 9 other identified settlements within the Borough. This number was ratified during December 2011 to account for the planned development of the Ridings Depot site. Since this time subsequent applications have been made including Gladman Developments for an additional 190 units at this site, a recent application has been lodged for 10 further units at the same site as proposed by Sherwood homes, 78 additional dwellings have already been granted permission at Mosses Farm, Whittingham Lane together with the development of 14 units on Inglewhite Road, these being amongst further granted & planned applications to build dwellings bordering Longridge.

I feel strongly that the Longridge adjustment figure requires due consideration in light of the above and, although further afield, (2 miles, with Longridge being the closest town to this site) the 650 units approved for construction at the Whittingham Park site should also form part of this consideration. It is obvious that the overall number of dwellings bordering our town shall be reliant upon the resources and infrastructure of Longridge and that to not make a further allowance for this within the dwelling allocation for our town would I consider be wholly negligent.

The impact upon the services and infrastructure by the scale of developments proposed by a number of the principle contractors within Longridge and upon its borders should be given due consideration to restricting these in both size and to the type of houses required to meet local requirements

I believe as a community we recognise that a degree of new housing is required but that RVBC needs to exercise a degree of empathy when considering the impact such large scale developments and allocated housing units would have upon our community. The development of the existing brown field sites (as advised within the NPPF as being preferable to the destruction of Greenfield and Greenbelt) in and around Longridge as starter homes / retirement / affordable housing would be of real benefit to those who really need to get on the housing ladder as well as improving the aesthetics of the town itself.

I ask that you and the planning committee make their decisions based on a considered and well thought through basis.

Yours faithfully

[REDACTED]

[REDACTED]

28th June 2014

*copied + added
7/7/14*

PRN. 8813

Ribble Valley Borough Council
Examination Office
Church Walk
Clitheroe
Lancs.
BB7 2RA

[REDACTED]

For the attention of Mrs Michelle Haworth, Core Strategy Programme Officer

Dear Mrs Haworth,

In response to the recent modifications to the RVBC Core Strategy, which, fundamentally I am in agreement with, I wish to bring to your attention one point for consideration in the developments planned for Longridge.

At the point of finalising the overall number of dwellings proposed for Longridge an adjustment of 200 dwellings was proposed, this to be distributed between 9 other identified settlements within the Borough. This number was ratified during December 2011 to account for the planned development of the Ridings Depot site. Since this time subsequent applications have been made including Gladman Developments for an additional 190 units at this site, a recent application has been lodged for 10 further units at the same site as proposed by Sherwood homes, 78 additional dwellings have already been granted permission at Mosses Farm, Whittingham Lane together with the development of 14 units on Inglewhite Road, these being amongst further granted & planned applications to build dwellings bordering Longridge.

I feel strongly that the Longridge adjustment figure requires due consideration in light of the above and, although further afield, (2 miles, with Longridge being the closest town to this site) the 650 units approved for construction at the Whittingham Park site should also form part of this consideration. It is obvious that the overall number of dwellings bordering our town shall be reliant upon the resources and infrastructure of Longridge and that to not make a further allowance for this within the dwelling allocation for our town would I consider be wholly negligent.

The impact upon the services and infrastructure by the scale of developments proposed by a number of the principle contractors within Longridge and upon its borders should be given due consideration to restricting these in both size and to the type of houses required to meet local requirements

I believe as a community we recognise that a degree of new housing is required but that RVBC needs to exercise a degree of empathy when considering the impact such large scale developments and allocated housing units would have upon our community. The development of the existing brown field sites (as advised within the NPPF as being preferable to the destruction of Greenfield and Greenbelt) in and around Longridge as starter homes / retirement / affordable housing would be of real benefit to those who really need to get on the housing ladder as well as improving the aesthetics of the town itself.

I ask that you and the planning committee make their decisions based on a considered and well thought through basis.

Yours faithfully

[REDACTED]

[REDACTED]

28th June 2014

copied + added
7/7/14

PRN 8814

Ribble Valley Borough Council
Examination Office
Church Walk
Clitheroe
Lancs.
BB7 2RA

[REDACTED]
[REDACTED]
[REDACTED]

For the attention of Mrs Michelle Haworth, Core Strategy Programme Officer

Dear Mrs Haworth,

In response to the recent modifications to the RVBC Core Strategy, which, fundamentally I am in agreement with, I wish to bring to your attention one point for consideration in the developments planned for Longridge.

At the point of finalising the overall number of dwellings proposed for Longridge an adjustment of 200 dwellings was proposed, this to be distributed between 9 other identified settlements within the Borough. This number was ratified during December 2011 to account for the planned development of the Ridings Depot site. Since this time subsequent applications have been made including Gladman Developments for an additional 190 units at this site, a recent application has been lodged for 10 further units at the same site as proposed by Sherwood homes, 78 additional dwellings have already been granted permission at Mosses Farm, Whittingham Lane together with the development of 14 units on Inglewhite Road, these being amongst further granted & planned applications to build dwellings bordering Longridge.

I feel strongly that the Longridge adjustment figure requires due consideration in light of the above and, although further afield, (2 miles, with Longridge being the closest town to this site) the 650 units approved for construction at the Whittingham Park site should also form part of this consideration. It is obvious that the overall number of dwellings bordering our town shall be reliant upon the resources and infrastructure of Longridge and that to not make a further allowance for this within the dwelling allocation for our town would I consider be wholly negligent.

The impact upon the services and infrastructure by the scale of developments proposed by a number of the principle contractors within Longridge and upon its borders should be given due consideration to restricting these in both size and to the type of houses required to meet local requirements

I believe as a community we recognise that a degree of new housing is required but that RVBC needs to exercise a degree of empathy when considering the impact such large scale developments and allocated housing units would have upon our community. The development of the existing brown field sites (as advised within the NPPF as being preferable to the destruction of Greenfield and Greenbelt) in and around Longridge as starter homes / retirement / affordable housing would be of real benefit to those who really need to get on the housing ladder as well as improving the aesthetics of the town itself.

I ask that you and the planning committee make their decisions based on a considered and well thought through basis.

Yours faithfully

[REDACTED]
[REDACTED]

I am not fully conversant with the implications, but am greatly concerned that the extensive housing development proposed in and around Longridge will seriously, adversely affect its already ailing, overstretched infrastructure.

[Signature]

28th June 2014

agreed + added
9/7/14

PRN 8815

Ribble Valley Borough Council
Examination Office
Church Walk
Clitheroe
Lancs.
BB7 2RA

[REDACTED]

For the attention of Mrs Michelle Haworth, Core Strategy Programme Officer

Dear Mrs Haworth,

In response to the recent modifications to the RVBC Core Strategy, which, fundamentally I am in agreement with, I wish to bring to your attention one point for consideration in the developments planned for Longridge.

At the point of finalising the overall number of dwellings proposed for Longridge an adjustment of 200 dwellings was proposed, this to be distributed between 9 other identified settlements within the Borough. This number was ratified during December 2011 to account for the planned development of the Ridings Depot site. Since this time subsequent applications have been made including Gladman Developments for an additional 190 units at this site, a recent application has been lodged for 10 further units at the same site as proposed by Sherwood homes, 78 additional dwellings have already been granted permission at Mosses Farm, Whittingham Lane together with the development of 14 units on Inglewhite Road, these being amongst further granted & planned applications to build dwellings bordering Longridge.

I feel strongly that the Longridge adjustment figure requires due consideration in light of the above and, although further afield, (2 miles, with Longridge being the closest town to this site) the 650 units approved for construction at the Whittingham Park site should also form part of this consideration. It is obvious that the overall number of dwellings bordering our town shall be reliant upon the resources and infrastructure of Longridge and that to not make a further allowance for this within the dwelling allocation for our town would I consider be wholly negligent.

The impact upon the services and infrastructure by the scale of developments proposed by a number of the principle contractors within Longridge and upon its borders should be given due consideration to restricting these in both size and to the type of houses required to meet local requirements


I believe as a community we recognise that a degree of new housing is required but that RVBC needs to exercise a degree of empathy when considering the impact such large scale developments and allocated housing units would have upon our community. The development of the existing brown field sites (as advised within the NPPF as being preferable to the destruction of Greenfield and Greenbelt) in and around Longridge as starter homes / retirement / affordable housing would be of real benefit to those who really need to get on the housing ladder as well as improving the aesthetics of the town itself.

I ask that you and the planning committee make their decisions based on a considered and well thought through basis.

Yours faithfully

[REDACTED]

28th June 2014



PRN 8816

Ribble Valley Borough Council
Examination Office
Church Walk
Clitheroe
Lancs.
BB7 2RA

For the attention of Mrs Michelle Haworth, Core Strategy Programme Officer

Dear Mrs Haworth,

In response to the recent modifications to the RVBC Core Strategy, which, fundamentally I am in agreement with, I wish to bring to your attention one point for consideration in the developments planned for Longridge.

At the point of finalising the overall number of dwellings proposed for Longridge an adjustment of 200 dwellings was proposed, this to be distributed between 9 other identified settlements within the Borough. This number was ratified during December 2011 to account for the planned development of the Ridings Depot site. Since this time subsequent applications have been made including Gladman Developments for an additional 190 units at this site, a recent application has been lodged for 10 further units at the same site as proposed by Sherwood homes, 78 additional dwellings have already been granted permission at Mosses Farm, Whittingham Lane together with the development of 14 units on Inglewhite Road, these being amongst further granted & planned applications to build dwellings bordering Longridge.

I feel strongly that the Longridge adjustment figure requires due consideration in light of the above and, although further afield, (2 miles, with Longridge being the closest town to this site) the 650 units approved for construction at the Whittingham Park site should also form part of this consideration. It is obvious that the overall number of dwellings bordering our town shall be reliant upon the resources and infrastructure of Longridge and that to not make a further allowance for this within the dwelling allocation for our town would I consider be wholly negligent.

The impact upon the services and infrastructure by the scale of developments proposed by a number of the principle contractors within Longridge and upon its borders should be given due consideration to restricting these in both size and to the type of houses required to meet local requirements

I believe as a community we recognise that a degree of new housing is required but that RVBC needs to exercise a degree of empathy when considering the impact such large scale developments and allocated housing units would have upon our community. The development of the existing brown field sites (as advised within the NPPF as being preferable to the destruction of Greenfield and Greenbelt) in and around Longridge as starter homes / retirement / affordable housing would be of real benefit to those who really need to get on the housing ladder as well as improving the aesthetics of the town itself.

I ask that you and the planning committee make their decisions based on a considered and well thought through basis.

Yours faithfully





*copyed + added
7/7/14*

PRN. 8817

28th June 2014

[Redacted]

Ribble Valley Borough Council
Examination Office
Church Walk
Clitheroe
Lancs.
BB7 2RA

For the attention of Mrs Michelle Haworth, Core Strategy Programme Officer

Dear Mrs Haworth,

In response to the recent modifications to the RVBC Core Strategy, which, fundamentally I am in agreement with, I wish to bring to your attention one point for consideration in the developments planned for Longridge.

At the point of finalising the overall number of dwellings proposed for Longridge an adjustment of 200 dwellings was proposed, this to be distributed between 9 other identified settlements within the Borough. This number was ratified during December 2011 to account for the planned development of the Ridings Depot site. Since this time subsequent applications have been made including Gladman Developments for an additional 190 units at this site, a recent application has been lodged for 10 further units at the same site as proposed by Sherwood homes, 78 additional dwellings have already been granted permission at Mosses Farm, Whittingham Lane together with the development of 14 units on Inglewhite Road, these being amongst further granted & planned applications to build dwellings bordering Longridge.

I feel strongly that the Longridge adjustment figure requires due consideration in light of the above and, although further afield, (2 miles, with Longridge being the closest town to this site) the 650 units approved for construction at the Whittingham Park site should also form part of this consideration. It is obvious that the overall number of dwellings bordering our town shall be reliant upon the resources and infrastructure of Longridge and that to not make a further allowance for this within the dwelling allocation for our town would I consider be wholly negligent.

The impact upon the services and infrastructure by the scale of developments proposed by a number of the principle contractors within Longridge and upon its borders should be given due consideration to restricting these in both size and to the type of houses required to meet local requirements

I believe as a community we recognise that a degree of new housing is required but that RVBC needs to exercise a degree of empathy when considering the impact such large scale developments and allocated housing units would have upon our community. The development of the existing brown field sites (as advised within the NPPF as being preferable to the destruction of Greenfield and Greenbelt) in and around Longridge as starter homes / retirement / affordable housing would be of real benefit to those who really need to get on the housing ladder as well as improving the aesthetics of the town itself.

I ask that you and the planning committee make their decisions based on a considered and well thought through basis.

Yours faithfully

[Redacted signature]

L EVANS.

1

28th June 2014

Copy sent + rec'd
J/A/14

FRN 8818

Ribble Valley Borough Council
Examination Office
Church Walk
Clitheroe
Lancs.
BB7 2RA

[REDACTED]

For the attention of Mrs Michelle Haworth, Core Strategy Programme Officer

Dear Mrs Haworth,

In response to the recent modifications to the RVBC Core Strategy, which, fundamentally I am in agreement with, I wish to bring to your attention one point for consideration in the developments planned for Longridge.

At the point of finalising the overall number of dwellings proposed for Longridge an adjustment of 200 dwellings was proposed, this to be distributed between 9 other identified settlements within the Borough. This number was ratified during December 2011 to account for the planned development of the Ridings Depot site. Since this time subsequent applications have been made including Gladman Developments for an additional 190 units at this site, a recent application has been lodged for 10 further units at the same site as proposed by Sherwood homes, 78 additional dwellings have already been granted permission at Mosses Farm, Whittingham Lane together with the development of 14 units on Inglewhite Road, these being amongst further granted & planned applications to build dwellings bordering Longridge.

I feel strongly that the Longridge adjustment figure requires due consideration in light of the above and, although further afield, (2 miles, with Longridge being the closest town to this site) the 650 units approved for construction at the Whittingham Park site should also form part of this consideration. It is obvious that the overall number of dwellings bordering our town shall be reliant upon the resources and infrastructure of Longridge and that to not make a further allowance for this within the dwelling allocation for our town would I consider be wholly negligent.

The impact upon the services and infrastructure by the scale of developments proposed by a number of the principle contractors within Longridge and upon its borders should be given due consideration to restricting these in both size and to the type of houses required to meet local requirements

I believe as a community we recognise that a degree of new housing is required but that RVBC needs to exercise a degree of empathy when considering the impact such large scale developments and allocated housing units would have upon our community. The development of the existing brown field sites (as advised within the NPPF as being preferable to the destruction of Greenfield and Greenbelt) in and around Longridge as starter homes / retirement / affordable housing would be of real benefit to those who really need to get on the housing ladder as well as improving the aesthetics of the town itself.


I ask that you and the planning committee make their decisions based on a considered and well thought through basis.

Yours faithfully

[REDACTED]

[REDACTED]

28th June 2014



*copied 7/7/14
in address
booklet*

PRN 8819

Ribble Valley Borough Council
Examination Office
Church Walk
Clitheroe
Lancs.
BB7 2RA

For the attention of Mrs Michelle Haworth, Core Strategy Programme Officer

Dear Mrs Haworth,

In response to the recent modifications to the RVBC Core Strategy, which, fundamentally I am in agreement with, I wish to bring to your attention one point for consideration in the developments planned for Longridge.

At the point of finalising the overall number of dwellings proposed for Longridge an adjustment of 200 dwellings was proposed, this to be distributed between 9 other identified settlements within the Borough. This number was ratified during December 2011 to account for the planned development of the Ridings Depot site. Since this time subsequent applications have been made including Gladman Developments for an additional 190 units at this site, a recent application has been lodged for 10 further units at the same site as proposed by Sherwood homes, 78 additional dwellings have already been granted permission at Mosses Farm, Whittingham Lane together with the development of 14 units on Inglewhite Road, these being amongst further granted & planned applications to build dwellings bordering Longridge.

I feel strongly that the Longridge adjustment figure requires due consideration in light of the above and, although further afield, (2 miles, with Longridge being the closest town to this site) the 650 units approved for construction at the Whittingham Park site should also form part of this consideration. It is obvious that the overall number of dwellings bordering our town shall be reliant upon the resources and infrastructure of Longridge and that to not make a further allowance for this within the dwelling allocation for our town would I consider be wholly negligent.

The impact upon the services and infrastructure by the scale of developments proposed by a number of the principle contractors within Longridge and upon its borders should be given due consideration to restricting these in both size and to the type of houses required to meet local requirements

I believe as a community we recognise that a degree of new housing is required but that RVBC needs to exercise a degree of empathy when considering the impact such large scale developments and allocated housing units would have upon our community. The development of the existing brown field sites (as advised within the NPPF as being preferable to the destruction of Greenfield and Greenbelt) in and around Longridge as starter homes / retirement / affordable housing would be of real benefit to those who really need to get on the housing ladder as well as improving the aesthetics of the town itself.

I ask that you and the planning committee make their decisions based on a considered and well thought through basis.

Yours faithfully

20th June 2014

agreed & ailed
9/7/14

PRN 8820

Ribble Valley Borough Council
Examination Office
Church Walk
Clitheroe
Lancs.
BB7 2RA

[REDACTED]

For the attention of Mrs Michelle Haworth, Core Strategy Programme Officer

Dear Mrs Haworth,

In response to the recent modifications to the RVBC Core Strategy, which, fundamentally I am in agreement with, I wish to bring to your attention one point for consideration in the developments planned for Longridge.

At the point of finalising the overall number of dwellings proposed for Longridge an adjustment of 200 dwellings was proposed, this to be distributed between 9 other identified settlements within the Borough. This number was ratified during December 2011 to account for the planned development of the Ridings Depot site. Since this time subsequent applications have been made including Gladman Developments for an additional 190 units at this site, a recent application has been lodged for 10 further units at the same site as proposed by Sherwood homes, 78 additional dwellings have already been granted permission at Mosses Farm, Whittingham Lane together with the development of 14 units on Inglewhite Road, these being amongst further granted & planned applications to build dwellings bordering Longridge.

I feel strongly that the Longridge adjustment figure requires due consideration in light of the above and, although further afield, (2 miles, with Longridge being the closest town to this site) the 650 units approved for construction at the Whittingham Park site should also form part of this consideration. It is obvious that the overall number of dwellings bordering our town shall be reliant upon the resources and infrastructure of Longridge and that to not make a further allowance for this within the dwelling allocation for our town would I consider be wholly negligent.

The impact upon the services and infrastructure by the scale of developments proposed by a number of the principle contractors within Longridge and upon its borders should be given due consideration to restricting these in both size and to the type of houses required to meet local requirements

I believe as a community we recognise that a degree of new housing is required but that RVBC needs to exercise a degree of empathy when considering the impact such large scale developments and allocated housing units would have upon our community. The development of the existing brown field sites (as advised within the NPPF as being preferable to the destruction of Greenfield and Greenbelt) in and around Longridge as starter homes / retirement / affordable housing would be of real benefit to those who really need to get on the housing ladder as well as improving the aesthetics of the town itself.

I ask that you and the planning committee make their decisions based on a considered and well thought through basis.

Yours faithfully

[REDACTED]

opened + added
2/7/14

PRN 8821

28th June 2014

Ribble Valley Borough Council
Examination Office
Church Walk
Clitheroe
Lancs.
BB7 2RA

[REDACTED]

[REDACTED]

[REDACTED]

[REDACTED]

[REDACTED]

For the attention of Mrs Michelle Haworth, Core Strategy Programme Officer

Dear Mrs Haworth,

In response to the recent modifications to the RVBC Core Strategy, which, fundamentally I am in agreement with, I wish to bring to your attention one point for consideration in the developments planned for Longridge.

At the point of finalising the overall number of dwellings proposed for Longridge an adjustment of 200 dwellings was proposed, this to be distributed between 9 other identified settlements within the Borough. This number was ratified during December 2011 to account for the planned development of the Ridings Depot site. Since this time subsequent applications have been made including Gladman Developments for an additional 190 units at this site, a recent application has been lodged for 10 further units at the same site as proposed by Sherwood homes, 78 additional dwellings have already been granted permission at Mosses Farm, Whittingham Lane together with the development of 14 units on Inglewhite Road, these being amongst further granted & planned applications to build dwellings bordering Longridge.

I feel strongly that the Longridge adjustment figure requires due consideration in light of the above and, although further afield, (2 miles, with Longridge being the closest town to this site) the 650 units approved for construction at the Whittingham Park site should also form part of this consideration. It is obvious that the overall number of dwellings bordering our town shall be reliant upon the resources and infrastructure of Longridge and that to not make a further allowance for this within the dwelling allocation for our town would I consider be wholly negligent.

The impact upon the services and infrastructure by the scale of developments proposed by a number of the principle contractors within Longridge and upon its borders should be given due consideration to restricting these in both size and to the type of houses required to meet local requirements

I believe as a community we recognise that a degree of new housing is required but that RVBC needs to exercise a degree of empathy when considering the impact such large scale developments and allocated housing units would have upon our community. The development of the existing brown field sites (as advised within the NPPF as being preferable to the destruction of Greenfield and Greenbelt) in and around Longridge as starter homes / retirement / affordable housing would be of real benefit to those who really need to get on the housing ladder as well as improving the aesthetics of the town itself.

I ask that you and the planning committee make their decisions based on a considered and well thought through basis.

Yours faithfully

[REDACTED]

[REDACTED]

28th June 2014

*agreed + added
7/7/14*

PRN. 8822

Ribble Valley Borough Council
Examination Office
Church Walk
Clitheroe
Lancs.
BB7 2RA

[REDACTED]

For the attention of Mrs Michelle Haworth, Core Strategy Programme Officer

Dear Mrs Haworth,

In response to the recent modifications to the RVBC Core Strategy, which, fundamentally I am in agreement with, I wish to bring to your attention one point for consideration in the developments planned for Longridge.

At the point of finalising the overall number of dwellings proposed for Longridge an adjustment of 200 dwellings was proposed, this to be distributed between 9 other identified settlements within the Borough. This number was ratified during December 2011 to account for the planned development of the Ridings Depot site. Since this time subsequent applications have been made including Gladman Developments for an additional 190 units at this site, a recent application has been lodged for 10 further units at the same site as proposed by Sherwood homes. 78 additional dwellings have already been granted permission at Mosses Farm, Whittingham Lane together with the development of 14 units on Inglewhite Road, these being amongst further granted & planned applications to build dwellings bordering Longridge.

I feel strongly that the Longridge adjustment figure requires due consideration in light of the above and, although further afield, (2 miles, with Longridge being the closest town to this site) the 650 units approved for construction at the Whittingham Park site should also form part of this consideration. It is obvious that the overall number of dwellings bordering our town shall be reliant upon the resources and infrastructure of Longridge and that to not make a further allowance for this within the dwelling allocation for our town would I consider be wholly negligent.

The impact upon the services and infrastructure by the scale of developments proposed by a number of the principle contractors within Longridge and upon its borders should be given due consideration to restricting these in both size and to the type of houses required to meet local requirements

I believe as a community we recognise that a degree of new housing is required but that RVBC needs to exercise a degree of empathy when considering the impact such large scale developments and allocated housing units would have upon our community. The development of the existing brown field sites (as advised within the NPPF as being preferable to the destruction of Greenfield and Greenbelt) in and around Longridge as starter homes / retirement / affordable housing would be of real benefit to those who really need to get on the housing ladder as well as improving the aesthetics of the town itself.

I ask that you and the planning committee make their decisions based on a considered and well thought through basis.

Yours faithfully

[REDACTED]

[REDACTED]

28th June 2014

copied + added
7/7/14

PRN 8824

Ribble Valley Borough Council
Examination Office
Church Walk
Clitheroe
Lancs.
BB7 2RA

[REDACTED]

For the attention of Mrs Michelle Haworth, Core Strategy Programme Officer

Dear Mrs Haworth,

In response to the recent modifications to the RVBC Core Strategy, which, fundamentally I am in agreement with, I wish to bring to your attention one point for consideration in the developments planned for Longridge.

At the point of finalising the overall number of dwellings proposed for Longridge an adjustment of 200 dwellings was proposed, this to be distributed between 9 other identified settlements within the Borough. This number was ratified during December 2011 to account for the planned development of the Ridings Depot site. Since this time subsequent applications have been made including Gladman Developments for an additional 190 units at this site, a recent application has been lodged for 10 further units at the same site as proposed by Sherwood homes, 78 additional dwellings have already been granted permission at Mosses Farm, Whittingham Lane together with the development of 14 units on Inglewhite Road, these being amongst further granted & planned applications to build dwellings bordering Longridge.

I feel strongly that the Longridge adjustment figure requires due consideration in light of the above and, although further afield, (2 miles, with Longridge being the closest town to this site) the 650 units approved for construction at the Whittingham Park site should also form part of this consideration. It is obvious that the overall number of dwellings bordering our town shall be reliant upon the resources and infrastructure of Longridge and that to not make a further allowance for this within the dwelling allocation for our town would I consider be wholly negligent.

The impact upon the services and infrastructure by the scale of developments proposed by a number of the principle contractors within Longridge and upon its borders should be given due consideration to restricting these in both size and to the type of houses required to meet local requirements

I believe as a community we recognise that a degree of new housing is required but that RVBC needs to exercise a degree of empathy when considering the impact such large scale developments and allocated housing units would have upon our community. The development of the existing brown field sites (as advised within the NPPF as being preferable to the destruction of Greenfield and Greenbelt) in and around Longridge as starter homes / retirement / affordable housing would be of real benefit to those who really need to get on the housing ladder as well as improving the aesthetics of the town itself.

I ask that you and the planning committee make their decisions based on a considered and well thought through basis.

Yours faithfully

[REDACTED]

Nam

28th June 2014

*signed + dated
7/7/14*

PRN 8825

Ribble Valley Borough Council
Examination Office
Church Walk
Clitheroe
Lancs.
BB7 2RA

For the attention of Mrs Michelle Haworth, Core Strategy Programme Officer

Dear Mrs Haworth,

In response to the recent modifications to the RVBC Core Strategy, which, fundamentally I am in agreement with, I wish to bring to your attention one point for consideration in the developments planned for Longridge.

At the point of finalising the overall number of dwellings proposed for Longridge an adjustment of 200 dwellings was proposed, this to be distributed between 9 other identified settlements within the Borough. This number was ratified during December 2011 to account for the planned development of the Ridings Depot site. Since this time subsequent applications have been made including Gladman Developments for an additional 190 units at this site, a recent application has been lodged for 10 further units at the same site as proposed by Sherwood homes, 78 additional dwellings have already been granted permission at Mosses Farm, Whittingham Lane together with the development of 14 units on Inglewhite Road, these being amongst further granted & planned applications to build dwellings bordering Longridge.

I feel strongly that the Longridge adjustment figure requires due consideration in light of the above and, although further afield, (2 miles, with Longridge being the closest town to this site) the 650 units approved for construction at the Whittingham Park site should also form part of this consideration. It is obvious that the overall number of dwellings bordering our town shall be reliant upon the resources and infrastructure of Longridge and that to not make a further allowance for this within the dwelling allocation for our town would I consider be wholly negligent.

The impact upon the services and infrastructure by the scale of developments proposed by a number of the principle contractors within Longridge and upon its borders should be given due consideration to restricting these in both size and to the type of houses required to meet local requirements

I believe as a community we recognise that a degree of new housing is required but that RVBC needs to exercise a degree of empathy when considering the impact such large scale developments and allocated housing units would have upon our community. The development of the existing brown field sites (as advised within the NPPF as being preferable to the destruction of Greenfield and Greenbelt) in and around Longridge as starter homes / retirement / affordable housing would be of real benefit to those who really need to get on the housing ladder as well as improving the aesthetics of the town itself.

I ask that you and the planning committee make their decisions based on a considered and well thought through basis.

[Redacted signature area]

*exped + addid.
7/7/14*

PRN 8826

28th June 2014

[REDACTED]

Ribble Valley Borough Council
Examination Office
Church Walk
Clitheroe
Lancs.
BB7 2RA

For the attention of Mrs Michelle Haworth, Core Strategy Programme Officer

Dear Mrs Haworth,

In response to the recent modifications to the RVBC Core Strategy, which, fundamentally I am in agreement with, I wish to bring to your attention one point for consideration in the developments planned for Longridge.

At the point of finalising the overall number of dwellings proposed for Longridge an adjustment of 200 dwellings was proposed, this to be distributed between 9 other identified settlements within the Borough. This number was ratified during December 2011 to account for the planned development of the Ridings Depot site. Since this time subsequent applications have been made including Gladman Developments for an additional 190 units at this site, a recent application has been lodged for 10 further units at the same site as proposed by Sherwood homes, 78 additional dwellings have already been granted permission at Mosses Farm, Whittingham Lane together with the development of 14 units on Inglewhite Road, these being amongst further granted & planned applications to build dwellings bordering Longridge.

I feel strongly that the Longridge adjustment figure requires due consideration in light of the above and, although further afield, (2 miles, with Longridge being the closest town to this site) the 650 units approved for construction at the Whittingham Park site should also form part of this consideration. It is obvious that the overall number of dwellings bordering our town shall be reliant upon the resources and infrastructure of Longridge and that to not make a further allowance for this within the dwelling allocation for our town would I consider be wholly negligent.

The impact upon the services and infrastructure by the scale of developments proposed by a number of the principle contractors within Longridge and upon its borders should be given due consideration to restricting these in both size and to the type of houses required to meet local requirements

I believe as a community we recognise that a degree of new housing is required but that RVBC needs to exercise a degree of empathy when considering the impact such large scale developments and allocated housing units would have upon our community. The development of the existing brown field sites (as advised within the NPPF as being preferable to the destruction of Greenfield and Greenbelt) in and around Longridge as starter homes / retirement / affordable housing would be of real benefit to those who really need to get on the housing ladder as well as improving the aesthetics of the town itself.


I ask that you and the planning committee make their decisions based on a considered and well thought through basis.

Yours faithfully

[REDACTED]

[REDACTED]

28th June 2014



agreed 7/7/14

PRN 8827

Ribble Valley Borough Council
Examination Office
Church Walk
Clitheroe
Lancs.
BB7 2RA

For the attention of Mrs Michelle Haworth, Core Strategy Programme Officer

Dear Mrs Haworth,

In response to the recent modifications to the RVBC Core Strategy, which, fundamentally I am in agreement with, I wish to bring to your attention one point for consideration in the developments planned for Longridge.

At the point of finalising the overall number of dwellings proposed for Longridge an adjustment of 200 dwellings was proposed, this to be distributed between 9 other identified settlements within the Borough. This number was ratified during December 2011 to account for the planned development of the Ridings Depot site. Since this time subsequent applications have been made including Gladman Developments for an additional 190 units at this site, a recent application has been lodged for 10 further units at the same site as proposed by Sherwood homes. 78 additional dwellings have already been granted permission at Mosses Farm, Whittingham Lane together with the development of 14 units on Inglewhite Road, these being amongst further granted & planned applications to build dwellings bordering Longridge.

I feel strongly that the Longridge adjustment figure requires due consideration in light of the above and, although further afield, (2 miles, with Longridge being the closest town to this site) the 650 units approved for construction at the Whittingham Park site should also form part of this consideration. It is obvious that the overall number of dwellings bordering our town shall be reliant upon the resources and infrastructure of Longridge and that to not make a further allowance for this within the dwelling allocation for our town would I consider be wholly negligent.

The impact upon the services and infrastructure by the scale of developments proposed by a number of the principle contractors within Longridge and upon its borders should be given due consideration to restricting these in both size and to the type of houses required to meet local requirements

I believe as a community we recognise that a degree of new housing is required but that RVBC needs to exercise a degree of empathy when considering the impact such large scale developments and allocated housing units would have upon our community. The development of the existing brown field sites (as advised within the NPPF as being preferable to the destruction of Greenfield and Greenbelt) in and around Longridge as starter homes / retirement / affordable housing would be of real benefit to those who really need to get on the housing ladder as well as improving the aesthetics of the town itself.

I ask that you and the planning committee make their decisions based on a considered and well thought through basis.

Yours faithfully

20/06/14

PRN 8828

28th June 2014

no address for
ach. 18

Ribble Valley Borough Council
Examination Office
Church Walk
Clitheroe
Lancs.
BB7 2RA

For the attention of Mrs Michelle Haworth, Core Strategy Programme Officer

Dear Mrs Haworth,

In response to the recent modifications to the RVBC Core Strategy, which, fundamentally I am in agreement with, I wish to bring to your attention one point for consideration in the developments planned for Longridge.

At the point of finalising the overall number of dwellings proposed for Longridge an adjustment of 200 dwellings was proposed, this to be distributed between 9 other identified settlements within the Borough. This number was ratified during December 2011 to account for the planned development of the Ridings Depot site. Since this time subsequent applications have been made including Gladman Developments for an additional 190 units at this site, a recent application has been lodged for 10 further units at the same site as proposed by Sherwood homes, 78 additional dwellings have already been granted permission at Mosses Farm, Whittingham Lane together with the development of 14 units on Inglewhite Road, these being amongst further granted & planned applications to build dwellings bordering Longridge.

I feel strongly that the Longridge adjustment figure requires due consideration in light of the above and, although further afield, (2 miles, with Longridge being the closest town to this site) the 650 units approved for construction at the Whittingham Park site should also form part of this consideration. It is obvious that the overall number of dwellings bordering our town shall be reliant upon the resources and infrastructure of Longridge and that to not make a further allowance for this within the dwelling allocation for our town would I consider be wholly negligent.


The impact upon the services and infrastructure by the scale of developments proposed by a number of the principle contractors within Longridge and upon its borders should be given due consideration to restricting these in both size and to the type of houses required to meet local requirements

I believe as a community we recognise that a degree of new housing is required but that RVBC needs to exercise a degree of empathy when considering the impact such large scale developments and allocated housing units would have upon our community. The development of the existing brown field sites (as advised within the NPPF as being preferable to the destruction of Greenfield and Greenbelt) in and around Longridge as starter homes / retirement / affordable housing would be of real benefit to those who really need to get on the housing ladder as well as improving the aesthetics of the town itself.

I ask that you and the planning committee make their decisions based on a considered and well thought through basis.

Yours faithfully

[Redacted signature area]



copy to ~~xxxx~~ 7/7/14

PRN. 8829

28th June 2014

no address for audit

Ribble Valley Borough Council
Examination Office
Church Walk
Clitheroe
Lancs.
BB7 2RA

For the attention of Mrs Michelle Haworth, Core Strategy Programme Officer

Dear Mrs Haworth,

In response to the recent modifications to the RVBC Core Strategy, which, fundamentally I am in agreement with, I wish to bring to your attention one point for consideration in the developments planned for Longridge.

At the point of finalising the overall number of dwellings proposed for Longridge an adjustment of 200 dwellings was proposed, this to be distributed between 9 other identified settlements within the Borough. This number was ratified during December 2011 to account for the planned development of the Ridings Depot site. Since this time subsequent applications have been made including Gladman Developments for an additional 190 units at this site, a recent application has been lodged for 10 further units at the same site as proposed by Sherwood homes, 78 additional dwellings have already been granted permission at Mosses Farm, Whittingham Lane together with the development of 14 units on Inglewhite Road, these being amongst further granted & planned applications to build dwellings bordering Longridge.

I feel strongly that the Longridge adjustment figure requires due consideration in light of the above and, although further afield, (2 miles, with Longridge being the closest town to this site) the 650 units approved for construction at the Whittingham Park site should also form part of this consideration. It is obvious that the overall number of dwellings bordering our town shall be reliant upon the resources and infrastructure of Longridge and that to not make a further allowance for this within the dwelling allocation for our town would I consider be wholly negligent.

The impact upon the services and infrastructure by the scale of developments proposed by a number of the principle contractors within Longridge and upon its borders should be given due consideration to restricting these in both size and to the type of houses required to meet local requirements

I believe as a community we recognise that a degree of new housing is required but that RVBC needs to exercise a degree of empathy when considering the impact such large scale developments and allocated housing units would have upon our community. The development of the existing brown field sites (as advised within the NPPF as being preferable to the destruction of Greenfield and Greenbelt) in and around Longridge as starter homes / retirement / affordable housing would be of real benefit to those who really need to get on the housing ladder as well as improving the aesthetics of the town itself.

I ask that you and the planning committee make their decisions based on a considered and well thought through basis.

Yours faithfully

[Redacted signature and name]

1 copied 7/7/14

PRN 8830

28th June 2014

no address for act't

Ribble Valley Borough Council
Examination Office
Church Walk
Clitheroe
Lancs.
BB7 2RA

For the attention of Mrs Michelle Haworth, Core Strategy Programme Officer

Dear Mrs Haworth,

In response to the recent modifications to the RVBC Core Strategy, which, fundamentally I am in agreement with, I wish to bring to your attention one point for consideration in the developments planned for Longridge.

At the point of finalising the overall number of dwellings proposed for Longridge an adjustment of 200 dwellings was proposed, this to be distributed between 9 other identified settlements within the Borough. This number was ratified during December 2011 to account for the planned development of the Ridings Depot site. Since this time subsequent applications have been made including Gladman Developments for an additional 190 units at this site, a recent application has been lodged for 10 further units at the same site as proposed by Sherwood homes, 78 additional dwellings have already been granted permission at Mosses Farm, Whittingham Lane together with the development of 14 units on Inglewhite Road, these being amongst further granted & planned applications to build dwellings bordering Longridge.

I feel strongly that the Longridge adjustment figure requires due consideration in light of the above and, although further afield, (2 miles, with Longridge being the closest town to this site) the 650 units approved for construction at the Whittingham Park site should also form part of this consideration. It is obvious that the overall number of dwellings bordering our town shall be reliant upon the resources and infrastructure of Longridge and that to not make a further allowance for this within the dwelling allocation for our town would I consider be wholly negligent.

The impact upon the services and infrastructure by the scale of developments proposed by a number of the principle contractors within Longridge and upon its borders should be given due consideration to restricting these in both size and to the type of houses required to meet local requirements

I believe as a community we recognise that a degree of new housing is required but that RVBC needs to exercise a degree of empathy when considering the impact such large scale developments and allocated housing units would have upon our community. The development of the existing brown field sites (as advised within the NPPF as being preferable to the destruction of Greenfield and Greenbelt) in and around Longridge as starter homes / retirement / affordable housing would be of real benefit to those who really need to get on the housing ladder as well as improving the aesthetics of the town itself.

I ask that you and the planning committee make their decisions based on a considered and well thought through basis.

Yours faithfully

A   *e.*

Name & signature



agreed + add'd
7/7/14

PRN, 8831

28th June 2014

[REDACTED]
[REDACTED]
[REDACTED]

Ribble Valley Borough Council
Examination Office
Church Walk
Clitheroe
Lancs.
BB7 2RA

For the attention of Mrs Michelle Haworth, Core Strategy Programme Officer

Dear Mrs Haworth,

In response to the recent modifications to the RVBC Core Strategy, which, fundamentally I am in agreement with, I wish to bring to your attention one point for consideration in the developments planned for Longridge.

At the point of finalising the overall number of dwellings proposed for Longridge an adjustment of 200 dwellings was proposed, this to be distributed between 9 other identified settlements within the Borough. This number was ratified during December 2011 to account for the planned development of the Ridings Depot site. Since this time subsequent applications have been made including Gladman Developments for an additional 190 units at this site, a recent application has been lodged for 10 further units at the same site as proposed by Sherwood homes, 78 additional dwellings have already been granted permission at Mosses Farm, Whittingham Lane together with the development of 14 units on Inglewhite Road, these being amongst further granted & planned applications to build dwellings bordering Longridge.

I feel strongly that the Longridge adjustment figure requires due consideration in light of the above and, although further afield, (2 miles, with Longridge being the closest town to this site) the 650 units approved for construction at the Whittingham Park site should also form part of this consideration. It is obvious that the overall number of dwellings bordering our town shall be reliant upon the resources and infrastructure of Longridge and that to not make a further allowance for this within the dwelling allocation for our town would I consider be wholly negligent.

The impact upon the services and infrastructure by the scale of developments proposed by a number of the principle contractors within Longridge and upon its borders should be given due consideration to restricting these in both size and to the type of houses required to meet local requirements

I believe as a community we recognise that a degree of new housing is required but that RVBC needs to exercise a degree of empathy when considering the impact such large scale developments and allocated housing units would have upon our community. The development of the existing brown field sites (as advised within the NPPF as being preferable to the destruction of Greenfield and Greenbelt) in and around Longridge as starter homes / retirement / affordable housing would be of real benefit to those who really need to get on the housing ladder as well as improving the aesthetics of the town itself.

I ask that you and the planning committee make their decisions based on a considered and well thought through basis.

Yours faithfully

[REDACTED]
[REDACTED]
[REDACTED]

Nar

*copied + added
7/7/14*

PRN 8832

28th June 2014

[Redacted]

Ribble Valley Borough Council
Examination Office
Church Walk
Clitheroe
Lancs.
BB7 2RA

For the attention of Mrs Michelle Haworth, Core Strategy Programme Officer

Dear Mrs Haworth,

In response to the recent modifications to the RVBC Core Strategy, which, fundamentally I am in agreement with, I wish to bring to your attention one point for consideration in the developments planned for Longridge.

At the point of finalising the overall number of dwellings proposed for Longridge an adjustment of 200 dwellings was proposed, this to be distributed between 9 other identified settlements within the Borough. This number was ratified during December 2011 to account for the planned development of the Ridings Depot site. Since this time subsequent applications have been made including Gladman Developments for an additional 190 units at this site, a recent application has been lodged for 10 further units at the same site as proposed by Sherwood homes, 78 additional dwellings have already been granted permission at Mosses Farm, Whittingham Lane together with the development of 14 units on Inglewhite Road, these being amongst further granted & planned applications to build dwellings bordering Longridge.

I feel strongly that the Longridge adjustment figure requires due consideration in light of the above and, although further afield, (2 miles, with Longridge being the closest town to this site) the 650 units approved for construction at the Whittingham Park site should also form part of this consideration. It is obvious that the overall number of dwellings bordering our town shall be reliant upon the resources and infrastructure of Longridge and that to not make a further allowance for this within the dwelling allocation for our town would I consider be wholly negligent.

The impact upon the services and infrastructure by the scale of developments proposed by a number of the principle contractors within Longridge and upon its borders should be given due consideration to restricting these in both size and to the type of houses required to meet local requirements

I believe as a community we recognise that a degree of new housing is required but that RVBC needs to exercise a degree of empathy when considering the impact such large scale developments and allocated housing units would have upon our community. The development of the existing brown field sites (as advised within the NPPF as being preferable to the destruction of Greenfield and Greenbelt) in and around Longridge as starter homes / retirement / affordable housing would be of real benefit to those who really need to get on the housing ladder as well as improving the aesthetics of the town itself.

I ask that you and the planning committee make their decisions based on a considered and well thought through basis.

Yours faithfully

[Redacted signature]

Name

28th June 2014

*exped. + addid
7/7/14*

PRN. 8833

Ribble Valley Borough Council
Examination Office
Church Walk
Clitheroe
Lancs.
BB7 2RA

[REDACTED]

For the attention of Mrs Michelle Haworth, Core Strategy Programme Officer

Dear Mrs Haworth,

In response to the recent modifications to the RVBC Core Strategy, which, fundamentally I am in agreement with, I wish to bring to your attention one point for consideration in the developments planned for Longridge.

At the point of finalising the overall number of dwellings proposed for Longridge an adjustment of 200 dwellings was proposed, this to be distributed between 9 other identified settlements within the Borough. This number was ratified during December 2011 to account for the planned development of the Ridings Depot site. Since this time subsequent applications have been made including Gladman Developments for an additional 190 units at this site, a recent application has been lodged for 10 further units at the same site as proposed by Sherwood homes, 78 additional dwellings have already been granted permission at Mosses Farm, Whittingham Lane together with the development of 14 units on Inglewhite Road, these being amongst further granted & planned applications to build dwellings bordering Longridge.

I feel strongly that the Longridge adjustment figure requires due consideration in light of the above and, although further afield, (2 miles, with Longridge being the closest town to this site) the 650 units approved for construction at the Whittingham Park site should also form part of this consideration. It is obvious that the overall number of dwellings bordering our town shall be reliant upon the resources and infrastructure of Longridge and that to not make a further allowance for this within the dwelling allocation for our town would I consider be wholly negligent.

The impact upon the services and infrastructure by the scale of developments proposed by a number of the principle contractors within Longridge and upon its borders should be given due consideration to restricting these in both size and to the type of houses required to meet local requirements

I believe as a community we recognise that a degree of new housing is required but that RVBC needs to exercise a degree of empathy when considering the impact such large scale developments and allocated housing units would have upon our community. The development of the existing brown field sites (as advised within the NPPF as being preferable to the destruction of Greenfield and Greenbelt) in and around Longridge as starter homes / retirement / affordable housing would be of real benefit to those who really need to get on the housing ladder as well as improving the aesthetics of the town itself.

I ask that you and the planning committee make their decisions based on a considered and well thought through basis.

Yours faithfully,

[REDACTED]

[REDACTED]

copied + added
7/7/14

PRN 8834

Ribble Valley Borough Council
Examination Office
Church Walk
Clitheroe
Lancs
BB7 2RA

[REDACTED]

Dear Mrs Haworth,

In response to the recent modifications to the RVBC Core Strategy, which, fundamentally I am in agreement with, I wish to bring to your attention one point for consideration in the developments planned for Longridge.

At the point of finalising the overall number of dwellings proposed for Longridge an adjustment of 200 dwellings was proposed, this to be distributed between 9 other identified settlements within the Borough. This number was ratified during December 2011 to account for the planned development of the Ridings Depot site. Since this time subsequent applications have been made including Gladman Developments for an additional 190 units at this site, a recent application has been lodged for 10 further units at the same site as proposed by Sherwood homes. 78 additional dwellings have already been granted permission at Mosses Farm, Whittingham Lane together with the development of 14 units on Inglewhite Road, these being amongst further granted & planned applications to build dwellings bordering Longridge.

I feel strongly that the Longridge adjustment figure requires due consideration in light of the above and, although further afield, (2 miles, with Longridge being the closest town to this site) the 650 units approved for construction at the Whittingham Park site should also form part of this consideration. It is obvious that the overall number of dwellings bordering our town shall be reliant upon the resources and infrastructure of Longridge and that to not make a further allowance for this within the dwelling allocation for our town would I consider be wholly negligent.

The impact upon the services and infrastructure by the scale of developments proposed by a number of the principle contractors within Longridge and upon its borders should be given due consideration to restricting these in both size and to the type of houses required to meet local requirements.

I believe as a community we recognise that a degree of new housing is required but that RVBC needs to exercise a degree of empathy when considering the impact such large scale developments and allocated housing units would have upon our community. The development of the existing brown field sites (as advised within the NPPF as being preferable to the destruction of Greenfield and Greenbelt) in and around Longridge as starter homes / retirement / affordable housing would be of real benefit to those who really need to get on the housing ladder as well as improving the aesthetics of the town itself.

I ask that you and the planning committee make their decisions based on a considered and well thought through basis.

Yours faithfully

[REDACTED]

copied + added
7/7/14

PRN 8835

Ribble Valley Borough Council
Examination Office
Church Walk
Clitheroe
Lancs
BB7 2RA



Dear Mrs Haworth,

In response to the recent modifications to the RVBC Core Strategy, which, fundamentally I am in agreement with, I wish to bring to your attention one point for consideration in the developments planned for Longridge.

At the point of finalising the overall number of dwellings proposed for Longridge an adjustment of 200 dwellings was proposed, this to be distributed between 9 other identified settlements within the Borough. This number was ratified during December 2011 to account for the planned development of the Ridings Depot site. Since this time subsequent applications have been made including Gladman Developments for an additional 190 units at this site, a recent application has been lodged for 10 further units at the same site as proposed by Sherwood homes, 78 additional dwellings have already been granted permission at Mosses Farm, Whittingham Lane together with the development of 14 units on Inglewhite Road, these being amongst further granted & planned applications to build dwellings bordering Longridge.

I feel strongly that the Longridge adjustment figure requires due consideration in light of the above and, although further afield, (2 miles, with Longridge being the closest town to this site) the 650 units approved for construction at the Whittingham Park site should also form part of this consideration. It is obvious that the overall number of dwellings bordering our town shall be reliant upon the resources and infrastructure of Longridge and that to not make a further allowance for this within the dwelling allocation for our town would I consider be wholly negligent.

The impact upon the services and infrastructure by the scale of developments proposed by a number of the principle contractors within Longridge and upon its borders should be given due consideration to restricting these in both size and to the type of houses required to meet local requirements

I believe as a community we recognise that a degree of new housing is required but that RVBC needs to exercise a degree of empathy when considering the impact such large scale developments and allocated housing units would have upon our community. The development of the existing brown field sites (as advised within the NPPF as being preferable to the destruction of Greenfield and Greenbelt) in and around Longridge as starter homes / retirement / affordable housing would be of real benefit to those who really need to get on the housing ladder as well as improving the aesthetics of the town itself.

I ask that you and the planning committee make their decisions based on a considered and well thought through basis.

Yours faithfully



28th June 2014

espeed + adid
7/7/14

PRN 8836

Ribble Valley Borough Council
Examination Office
Church Walk
Clitheroe
Lancs.
BB7 2RA

[REDACTED]

For the attention of Mrs Michelle Haworth, Core Strategy Programme Officer

Dear Mrs Haworth,

In response to the recent modifications to the RVBC Core Strategy, which, fundamentally I am in agreement with, I wish to bring to your attention one point for consideration in the developments planned for Longridge.

At the point of finalising the overall number of dwellings proposed for Longridge an adjustment of 200 dwellings was proposed, this to be distributed between 9 other identified settlements within the Borough. This number was ratified during December 2011 to account for the planned development of the Ridings Depot site. Since this time subsequent applications have been made including Gladman Developments for an additional 190 units at this site, a recent application has been lodged for 10 further units at the same site as proposed by Sherwood homes, 78 additional dwellings have already been granted permission at Mosses Farm, Whittingham Lane together with the development of 14 units on Inglewhite Road, these being amongst further granted & planned applications to build dwellings bordering Longridge.

I feel strongly that the Longridge adjustment figure requires due consideration in light of the above and, although further afield, (2 miles, with Longridge being the closest town to this site) the 650 units approved for construction at the Whittingham Park site should also form part of this consideration. It is obvious that the overall number of dwellings bordering our town shall be reliant upon the resources and infrastructure of Longridge and that to not make a further allowance for this within the dwelling allocation for our town would I consider be wholly negligent.

The impact upon the services and infrastructure by the scale of developments proposed by a number of the principle contractors within Longridge and upon its borders should be given due consideration to restricting these in both size and to the type of houses required to meet local requirements

I believe as a community we recognise that a degree of new housing is required but that RVBC needs to exercise a degree of empathy when considering the impact such large scale developments and allocated housing units would have upon our community. The development of the existing brown field sites (as advised within the NPPF as being preferable to the destruction of Greenfield and Greenbelt) in and around Longridge as starter homes / retirement / affordable housing would be of real benefit to those who really need to get on the housing ladder as well as improving the aesthetics of the town itself.

I ask that you and the planning committee make their decisions based on a considered and well thought through basis.

Yours faithfully

[REDACTED]

[REDACTED]

28th June 2014

*Copied + valid
7/7/14*

PRN 8837

Ribble Valley Borough Council
Examination Office
Church Walk
Clitheroe
Lancs.
BB7 2RA

[REDACTED]
[REDACTED]
[REDACTED]
[REDACTED]

For the attention of Mrs Michelle Haworth, Core Strategy Programme Officer

Dear Mrs Haworth,

In response to the recent modifications to the RVBC Core Strategy, which, fundamentally I am in agreement with, I wish to bring to your attention one point for consideration in the developments planned for Longridge.

At the point of finalising the overall number of dwellings proposed for Longridge an adjustment of 200 dwellings was proposed, this to be distributed between 9 other identified settlements within the Borough. This number was ratified during December 2011 to account for the planned development of the Ridings Depot site. Since this time subsequent applications have been made including Gladman Developments for an additional 190 units at this site, a recent application has been lodged for 10 further units at the same site as proposed by Sherwood homes, 78 additional dwellings have already been granted permission at Mosses Farm, Whittingham Lane together with the development of 14 units on Inglewhite Road, these being amongst further granted & planned applications to build dwellings bordering Longridge.

I feel strongly that the Longridge adjustment figure requires due consideration in light of the above and, although further afield, (2 miles, with Longridge being the closest town to this site) the 650 units approved for construction at the Whittingham Park site should also form part of this consideration. It is obvious that the overall number of dwellings bordering our town shall be reliant upon the resources and infrastructure of Longridge and that to not make a further allowance for this within the dwelling allocation for our town would I consider be wholly negligent.

The impact upon the services and infrastructure by the scale of developments proposed by a number of the principle contractors within Longridge and upon its borders should be given due consideration to restricting these in both size and to the type of houses required to meet local requirements

I believe as a community we recognise that a degree of new housing is required but that RVBC needs to exercise a degree of empathy when considering the impact such large scale developments and allocated housing units would have upon our community. The development of the existing brown field sites (as advised within the NPPF as being preferable to the destruction of Greenfield and Greenbelt) in and around Longridge as starter homes / retirement / affordable housing would be of real benefit to those who really need to get on the housing ladder as well as improving the aesthetics of the town itself.

I ask that you and the planning committee make their decisions based on a considered and well thought through basis.

Yours faithfully

[REDACTED]
[REDACTED]



25th June 2014

*copy sent + added
7/7/14*

PR. 8839

Ribble Valley Borough Council
Examination Office
Church Walk
Clitheroe
Lancs.
BB7 2RA

For the attention of Mrs Michelle Haworth, Core Strategy Programme Officer

Dear Mrs Haworth,

In response to the recent modifications to the RVBC Core Strategy, which, fundamentally I am in agreement with, I wish to bring to your attention one point for consideration in the developments planned for Longridge.

At the point of finalising the overall number of dwellings proposed for Longridge an adjustment of 200 dwellings was proposed, this to be distributed between 9 other identified settlements within the Borough. This number was ratified during December 2011 to account for the planned development of the Ridings Depot site. Since this time subsequent applications have been made including Gladman Developments for an additional 190 units at this site, a recent application has been lodged for 10 further units at the same site as proposed by Sherwood homes, 78 additional dwellings have already been granted permission at Mosses Farm, Whittingham Lane together with the development of 14 units on Inglewhite Road, these being amongst further granted & planned applications to build dwellings bordering Longridge.

I feel strongly that the Longridge adjustment figure requires due consideration in light of the above and, although further afield, (2 miles, with Longridge being the closest town to this site) the 650 units approved for construction at the Whittingham Park site should also form part of this consideration. It is obvious that the overall number of dwellings bordering our town shall be reliant upon the resources and infrastructure of Longridge and that to not make a further allowance for this within the dwelling allocation for our town would I consider be wholly negligent.

The impact upon the services and infrastructure by the scale of developments proposed by a number of the principle contractors within Longridge and upon its borders should be given due consideration to restricting these in both size and to the type of houses required to meet local requirements

I believe as a community we recognise that a degree of new housing is required but that RVBC needs to exercise a degree of empathy when considering the impact such large scale developments and allocated housing units would have upon our community. The development of the existing brown field sites (as advised within the NPPF as being preferable to the destruction of Greenfield and Greenbelt) in and around Longridge as starter homes / retirement / affordable housing would be of real benefit to those who really need to get on the housing ladder as well as improving the aesthetics of the town itself.

I ask that you and the planning committee make their decisions based on a considered and well thought through basis.

[Redacted signature area]

1

28th June 2014

*copied + added
7/7/14*

PRN 8840

Ribble Valley Borough Council
Examination Office
Church Walk
Clitheroe
Lancs.
BB7 2RA

For the attention of Mrs Michelle Haworth, Core Strategy Programme Officer

Dear Mrs Haworth,

In response to the recent modifications to the RVBC Core Strategy, which, fundamentally I am in agreement with, I wish to bring to your attention one point for consideration in the developments planned for Longridge.

At the point of finalising the overall number of dwellings proposed for Longridge an adjustment of 200 dwellings was proposed, this to be distributed between 9 other identified settlements within the Borough. This number was ratified during December 2011 to account for the planned development of the Ridings Depot site. Since this time subsequent applications have been made including Gladman Developments for an additional 190 units at this site, a recent application has been lodged for 10 further units at the same site as proposed by Sherwood homes, 78 additional dwellings have already been granted permission at Mosses Farm, Whittingham Lane together with the development of 14 units on Inglewhite Road, these being amongst further granted & planned applications to build dwellings bordering Longridge.

I feel strongly that the Longridge adjustment figure requires due consideration in light of the above and, although further afield, (2 miles, with Longridge being the closest town to this site) the 650 units approved for construction at the Whittingham Park site should also form part of this consideration. It is obvious that the overall number of dwellings bordering our town shall be reliant upon the resources and infrastructure of Longridge and that to not make a further allowance for this within the dwelling allocation for our town would I consider be wholly negligent.

The impact upon the services and infrastructure by the scale of developments proposed by a number of the principle contractors within Longridge and upon its borders should be given due consideration to restricting these in both size and to the type of houses required to meet local requirements

I believe as a community we recognise that a degree of new housing is required but that RVBC needs to exercise a degree of empathy when considering the impact such large scale developments and allocated housing units would have upon our community. The development of the existing brown field sites (as advised within the NPPF as being preferable to the destruction of Greenfield and Greenbelt) in and around Longridge as starter homes / retirement / affordable housing would be of real benefit to those who really need to get on the housing ladder as well as improving the aesthetics of the town itself.

I ask that you and the planning committee make their decisions based on a considered and well thought through basis.



*Speed + added
7/7/14*

PRN 8841

28th June 2014

Ribble Valley Borough Council
Examination Office
Church Walk
Clitheroe
Lancs.
BB7 2RA

[REDACTED]
[REDACTED]
[REDACTED]
[REDACTED]

For the attention of Mrs Michelle Haworth, Core Strategy Programme Officer

Dear Mrs Haworth,

In response to the recent modifications to the RVBC Core Strategy, which, fundamentally I am in agreement with, I wish to bring to your attention one point for consideration in the developments planned for Longridge.

At the point of finalising the overall number of dwellings proposed for Longridge an adjustment of 200 dwellings was proposed, this to be distributed between 9 other identified settlements within the Borough. This number was ratified during December 2011 to account for the planned development of the Ridings Depot site. Since this time subsequent applications have been made including Gladman Developments for an additional 190 units at this site, a recent application has been lodged for 10 further units at the same site as proposed by Sherwood homes, 78 additional dwellings have already been granted permission at Mosses Farm, Whittingham Lane together with the development of 14 units on Inglewhite Road, these being amongst further granted & planned applications to build dwellings bordering Longridge.

I feel strongly that the Longridge adjustment figure requires due consideration in light of the above and, although further afield, (2 miles, with Longridge being the closest town to this site) the 650 units approved for construction at the Whittingham Park site should also form part of this consideration. It is obvious that the overall number of dwellings bordering our town shall be reliant upon the resources and infrastructure of Longridge and that to not make a further allowance for this within the dwelling allocation for our town would I consider be wholly negligent.

The impact upon the services and infrastructure by the scale of developments proposed by a number of the principle contractors within Longridge and upon its borders should be given due consideration to restricting these in both size and to the type of houses required to meet local requirements

I believe as a community we recognise that a degree of new housing is required but that RVBC needs to exercise a degree of empathy when considering the impact such large scale developments and allocated housing units would have upon our community. The development of the existing brown field sites (as advised within the NPPF as being preferable to the destruction of Greenfield and Greenbelt) in and around Longridge as starter homes / retirement / affordable housing would be of real benefit to those who really need to get on the housing ladder as well as improving the aesthetics of the town itself.

I ask that you and the planning committee make their decisions based on a considered and well thought through basis.

Yours faithfully

[REDACTED]
N

28th June 2014

Accepted 7/7/14

PRN 8842

*NO address for
ack't.*

Ribble Valley Borough Council
Examination Office
Church Walk
Clitheroe
Lancs.
BB7 2RA

For the attention of Mrs Michelle Haworth, Core Strategy Programme Officer
Dear Mrs Haworth,

In response to the recent modifications to the RVBC Core Strategy, which, fundamentally I am in agreement with, I wish to bring to your attention one point for consideration in the developments planned for Longridge.

At the point of finalising the overall number of dwellings proposed for Longridge an adjustment of 200 dwellings was proposed, this to be distributed between 9 other identified settlements within the Borough. This number was ratified during December 2011 to account for the planned development of the Ridings Depot site. Since this time subsequent applications have been made including Gladman Developments for an additional 190 units at this site, a recent application has been lodged for 10 further units at the same site as proposed by Sherwood homes, 78 additional dwellings have already been granted permission at Mosses Farm, Whittingham Lane together with the development of 14 units on Inglewhite Road, these being amongst further granted & planned applications to build dwellings bordering Longridge.

I feel strongly that the Longridge adjustment figure requires due consideration in light of the above and, although further afield, (2 miles, with Longridge being the closest town to this site) the 650 units approved for construction at the Whittingham Park site should also form part of this consideration. It is obvious that the overall number of dwellings bordering our town shall be reliant upon the resources and infrastructure of Longridge and that to not make a further allowance for this within the dwelling allocation for our town would I consider be wholly negligent.

The impact upon the services and infrastructure by the scale of developments proposed by a number of the principle contractors within Longridge and upon its borders should be given due consideration to restricting these in both size and to the type of houses required to meet local requirements

I believe as a community we recognise that a degree of new housing is required but that RVBC needs to exercise a degree of empathy when considering the impact such large scale developments and allocated housing units would have upon our community. The development of the existing brown field sites (as advised within the NPPF as being preferable to the destruction of Greenfield and Greenbelt) in and around Longridge as starter homes / retirement / affordable housing would be of real benefit to those who really need to get on the housing ladder as well as improving the aesthetics of the town itself.

I ask that you and the planning committee make their decisions based on a considered and well thought through basis.

Yours faithfully,

[Redacted signature area]

signed 7/7/14

PRN 8843

28th June 2014

no address for unit

Ribble Valley Borough Council
Examination Office
Church Walk
Clitheroe
Lancs.
BB7 2RA

For the attention of Mrs Michelle Haworth, Core Strategy Programme Officer

Dear Mrs Haworth,

In response to the recent modifications to the RVBC Core Strategy, which, fundamentally I am in agreement with, I wish to bring to your attention one point for consideration in the developments planned for Longridge.

At the point of finalising the overall number of dwellings proposed for Longridge an adjustment of 200 dwellings was proposed, this to be distributed between 9 other identified settlements within the Borough. This number was ratified during December 2011 to account for the planned development of the Ridings Depot site. Since this time subsequent applications have been made including Gladman Developments for an additional 190 units at this site, a recent application has been lodged for 10 further units at the same site as proposed by Sherwood homes, 78 additional dwellings have already been granted permission at Mosses Farm, Whittingham Lane together with the development of 14 units on Inglewhite Road, these being amongst further granted & planned applications to build dwellings bordering Longridge.

I feel strongly that the Longridge adjustment figure requires due consideration in light of the above and, although further afield, (2 miles, with Longridge being the closest town to this site) the 650 units approved for construction at the Whittingham Park site should also form part of this consideration. It is obvious that the overall number of dwellings bordering our town shall be reliant upon the resources and infrastructure of Longridge and that to not make a further allowance for this within the dwelling allocation for our town would I consider be wholly negligent.

The impact upon the services and infrastructure by the scale of developments proposed by a number of the principle contractors within Longridge and upon its borders should be given due consideration to restricting these in both size and to the type of houses required to meet local requirements

I believe as a community we recognise that a degree of new housing is required but that RVBC needs to exercise a degree of empathy when considering the impact such large scale developments and allocated housing units would have upon our community. The development of the existing brown field sites (as advised within the NPPF as being preferable to the destruction of Greenfield and Greenbelt) in and around Longridge as starter homes / retirement / affordable housing would be of real benefit to those who really need to get on the housing ladder as well as improving the aesthetics of the town itself.

I ask that you and the planning committee make their decisions based on a considered and well thought through basis.

Yours faithfully





This is Longridge Unacceptable

checked 7/7/14

PRN. 8844

28th June 2014

*no address for
ack't*

Ribble Valley Borough Council
Examination Office
Church Walk
Clitheroe
Lancs.
BB7 2RA

For the attention of Mrs Michelle Haworth, Core Strategy Programme Officer

Dear Mrs Haworth,

In response to the recent modifications to the RVBC Core Strategy, which, fundamentally I am in agreement with, I wish to bring to your attention one point for consideration in the developments planned for Longridge.

At the point of finalising the overall number of dwellings proposed for Longridge an adjustment of 200 dwellings was proposed, this to be distributed between 9 other identified settlements within the Borough. This number was ratified during December 2011 to account for the planned development of the Ridings Depot site. Since this time subsequent applications have been made including Gladman Developments for an additional 190 units at this site, a recent application has been lodged for 10 further units at the same site as proposed by Sherwood homes, 78 additional dwellings have already been granted permission at Mosses Farm, Whittingham Lane together with the development of 14 units on Inglewhite Road, these being amongst further granted & planned applications to build dwellings bordering Longridge.

I feel strongly that the Longridge adjustment figure requires due consideration in light of the above and, although further afield, (2 miles, with Longridge being the closest town to this site) the 650 units approved for construction at the Whittingham Park site should also form part of this consideration. It is obvious that the overall number of dwellings bordering our town shall be reliant upon the resources and infrastructure of Longridge and that to not make a further allowance for this within the dwelling allocation for our town would I consider be wholly negligent.

The impact upon the services and infrastructure by the scale of developments proposed by a number of the principle contractors within Longridge and upon its borders should be given due consideration to restricting these in both size and to the type of houses required to meet local requirements

I believe as a community we recognise that a degree of new housing is required but that RVBC needs to exercise a degree of empathy when considering the impact such large scale developments and allocated housing units would have upon our community. The development of the existing brown field sites (as advised within the NPPF as being preferable to the destruction of Greenfield and Greenbelt) in and around Longridge as starter homes / retirement / affordable housing would be of real benefit to those who really need to get on the housing ladder as well as improving the aesthetics of the town itself.

I ask that you and the planning committee make their decisions based on a considered and well thought through basis.

Yours faithfully

[Redacted signature]

[Redacted signature]

2/7/14

PRN. 8845

28th June 2014

no address
sheet

Ribble Valley Borough Council
Examination Office
Church Walk
Clitheroe
Lancs.
BB7 2RA

For the attention of Mrs Michelle Haworth, Core Strategy Programme Officer

Dear Mrs Haworth,

In response to the recent modifications to the RVBC Core Strategy, which, fundamentally I am in agreement with, I wish to bring to your attention one point for consideration in the developments planned for Longridge.

At the point of finalising the overall number of dwellings proposed for Longridge an adjustment of 200 dwellings was proposed, this to be distributed between 9 other identified settlements within the Borough. This number was ratified during December 2011 to account for the planned development of the Ridings Depot site. Since this time subsequent applications have been made including Gladman Developments for an additional 190 units at this site, a recent application has been lodged for 10 further units at the same site as proposed by Sherwood homes, 78 additional dwellings have already been granted permission at Mosses Farm, Whittingham Lane together with the development of 14 units on Inglewhite Road, these being amongst further granted & planned applications to build dwellings bordering Longridge.

I feel strongly that the Longridge adjustment figure requires due consideration in light of the above and, although further afield, (2 miles, with Longridge being the closest town to this site) the 650 units approved for construction at the Whittingham Park site should also form part of this consideration. It is obvious that the overall number of dwellings bordering our town shall be reliant upon the resources and infrastructure of Longridge and that to not make a further allowance for this within the dwelling allocation for our town would I consider be wholly negligent.

The impact upon the services and infrastructure by the scale of developments proposed by a number of the principle contractors within Longridge and upon its borders should be given due consideration to restricting these in both size and to the type of houses required to meet local requirements

I believe as a community we recognise that a degree of new housing is required but that RVBC needs to exercise a degree of empathy when considering the impact such large scale developments and allocated housing units would have upon our community. The development of the existing brown field sites (as advised within the NPPF as being preferable to the destruction of Greenfield and Greenbelt) in and around Longridge as starter homes / retirement / affordable housing would be of real benefit to those who really need to get on the housing ladder as well as improving the aesthetics of the town itself.

I ask that you and the planning committee make their decisions based on a considered and well thought through basis.

Yours faithfully

[Redacted signature]

[Redacted signature]

copied 7/7/14

ARN. 8846

28th June 2014

*no addition
on act*

Ribble Valley Borough Council
Examination Office
Church Walk
Clitheroe
Lancs.
BB7 2RA

For the attention of Mrs Michelle Haworth, Core Strategy Programme Officer

Dear Mrs Haworth,

In response to the recent modifications to the RVBC Core Strategy, which, fundamentally I am in agreement with, I wish to bring to your attention one point for consideration in the developments planned for Longridge.

At the point of finalising the overall number of dwellings proposed for Longridge an adjustment of 200 dwellings was proposed, this to be distributed between 9 other identified settlements within the Borough. This number was ratified during December 2011 to account for the planned development of the Ridings Depot site. Since this time subsequent applications have been made including Gladman Developments for an additional 190 units at this site, a recent application has been lodged for 10 further units at the same site as proposed by Sherwood homes, 78 additional dwellings have already been granted permission at Mosses Farm, Whittingham Lane together with the development of 14 units on Inglewhite Road, these being amongst further granted & planned applications to build dwellings bordering Longridge.

I feel strongly that the Longridge adjustment figure requires due consideration in light of the above and, although further afield, (2 miles, with Longridge being the closest town to this site) the 650 units approved for construction at the Whittingham Park site should also form part of this consideration. It is obvious that the overall number of dwellings bordering our town shall be reliant upon the resources and infrastructure of Longridge and that to not make a further allowance for this within the dwelling allocation for our town would I consider be wholly negligent.

The impact upon the services and infrastructure by the scale of developments proposed by a number of the principle contractors within Longridge and upon its borders should be given due consideration to restricting these in both size and to the type of houses required to meet local requirements

I believe as a community we recognise that a degree of new housing is required but that RVBC needs to exercise a degree of empathy when considering the impact such large scale developments and allocated housing units would have upon our community. The development of the existing brown field sites (as advised within the NPPF as being preferable to the destruction of Greenfield and Greenbelt) in and around Longridge as starter homes / retirement / affordable housing would be of real benefit to those who really need to get on the housing ladder as well as improving the aesthetics of the town itself.

I ask that you and the planning committee make their decisions based on a considered and well thought through basis.

Yours faithfully





Longridge

Copied 7/7/14

PRN 8847

28th June 2014

no address for unit

Ribble Valley Borough Council
Examination Office
Church Walk
Clitheroe
Lancs.
BB7 2RA

For the attention of Mrs Michelle Haworth, Core Strategy Programme Officer

Dear Mrs Haworth,

In response to the recent modifications to the RVBC Core Strategy, which, fundamentally I am in agreement with, I wish to bring to your attention one point for consideration in the developments planned for Longridge:

At the point of finalising the overall number of dwellings proposed for Longridge an adjustment of 200 dwellings was proposed, this to be distributed between 9 other identified settlements within the Borough. This number was ratified during December 2011 to account for the planned development of the Ridings Depot site. Since this time subsequent applications have been made including Gladman Developments for an additional 190 units at this site, a recent application has been lodged for 10 further units at the same site as proposed by Sherwood homes, 78 additional dwellings have already been granted permission at Mosses Farm, Whittingham Lane together with the development of 14 units on Inglewhite Road, these being amongst further granted & planned applications to build dwellings bordering Longridge.

I feel strongly that the Longridge adjustment figure requires due consideration in light of the above and, although further afield, (2 miles, with Longridge being the closest town to this site) the 650 units approved for construction at the Whittingham Park site should also form part of this consideration. It is obvious that the overall number of dwellings bordering our town shall be reliant upon the resources and infrastructure of Longridge and that to not make a further allowance for this within the dwelling allocation for our town would I consider be wholly negligent.

The impact upon the services and infrastructure by the scale of developments proposed by a number of the principle contractors within Longridge and upon its borders should be given due consideration to restricting these in both size and to the type of houses required to meet local requirements

I believe as a community we recognise that a degree of new housing is required but that RVBC needs to exercise a degree of empathy when considering the impact such large scale developments and allocated housing units would have upon our community. The development of the existing brown field sites (as advised within the NPPF as being preferable to the destruction of Greenfield and Greenbelt) in and around Longridge as starter homes / retirement / affordable housing would be of real benefit to those who really need to get on the housing ladder as well as improving the aesthetics of the town itself.

I ask that you and the planning committee make their decisions based on a considered and well thought through basis.

Yours faithfully

[Redacted signature]

[Redacted signature]

10/1

28th June 2014

copied 7/7/14
+ added

PAR. 8848

Ribble Valley Borough Council
Examination Office
Church Walk
Clitheroe
Lancs.
BB7 2RA

[REDACTED]

For the attention of Mrs Michelle Haworth, Core Strategy Programme Officer

Dear Mrs Haworth,

In response to the recent modifications to the RVBC Core Strategy, which, fundamentally I am in agreement with, I wish to bring to your attention one point for consideration in the developments planned for Longridge.

At the point of finalising the overall number of dwellings proposed for Longridge an adjustment of 200 dwellings, was proposed, this to be distributed between 9 other identified settlements within the Borough. This number was ratified during December 2011 to account for the planned development of the Ridings Depot site. Since this time subsequent applications have been made including Gladman Developments for an additional 190 units at this site, a recent application has been lodged for 10 further units at the same site as proposed by Sherwood homes, 78 additional dwellings have already been granted permission at Mosses Farm, Whittingham Lane together with the development of 14 units on Inglewhite Road, these being amongst further granted & planned applications to build dwellings bordering Longridge.

I feel strongly that the Longridge adjustment figure requires due consideration in light of the above and, although further afield, (2 miles, with Longridge being the closest town to this site) the 650 units approved for construction at the Whittingham Park site should also form part of this consideration. It is obvious that the overall number of dwellings bordering our town shall be reliant upon the resources and infrastructure of Longridge and that to not make a further allowance for this within the dwelling allocation for our town would I consider be wholly negligent.

The impact upon the services and infrastructure by the scale of developments proposed by a number of the principle contractors within Longridge and upon its borders should be given due consideration to restricting these in both size and to the type of houses required to meet local requirements

I believe as a community we recognise that a degree of new housing is required but that RVBC needs to exercise a degree of empathy when considering the impact such large scale developments and allocated housing units would have upon our community. The development of the existing brown field sites (as advised within the NPPF as being preferable to the destruction of Greenfield and Greenbelt) in and around Longridge as starter homes / retirement / affordable housing would be of real benefit to those who really need to get on the housing ladder as well as improving the aesthetics of the town itself.

I ask that you and the planning committee make their decisions based on a considered and well thought through basis.

Yours faithfully

[REDACTED]

[REDACTED]

28th June 2014

*Copy sent 7/7/14
+ added*

PRN. 8849

Ribble Valley Borough Council
Examination Office
Church Walk
Clitheroe
Lancs.
BB7 2RA

[REDACTED]
[REDACTED]
[REDACTED]

For the attention of Mrs Michelle Haworth, Core Strategy Programme Officer

Dear Mrs Haworth,

In response to the recent modifications to the RVBC Core Strategy, which, fundamentally I am in agreement with, I wish to bring to your attention one point for consideration in the developments planned for Longridge.

At the point of finalising the overall number of dwellings proposed for Longridge an adjustment of 200 dwellings was proposed, this to be distributed between 9 other identified settlements within the Borough. This number was ratified during December 2011 to account for the planned development of the Ridings Depot site. Since this time subsequent applications have been made including Gladman Developments for an additional 190 units at this site, a recent application has been lodged for 10 further units at the same site as proposed by Sherwood homes, 78 additional dwellings have already been granted permission at Mosses Farm, Whittingham Lane together with the development of 14 units on Inglewhite Road, these being amongst further granted & planned applications to build dwellings bordering Longridge.

I feel strongly that the Longridge adjustment figure requires due consideration in light of the above and, although further afield, (2 miles, with Longridge being the closest town to this site) the 650 units approved for construction at the Whittingham Park site should also form part of this consideration. It is obvious that the overall number of dwellings bordering our town shall be reliant upon the resources and infrastructure of Longridge and that to not make a further allowance for this within the dwelling allocation for our town would I consider be wholly negligent.

The impact upon the services and infrastructure by the scale of developments proposed by a number of the principle contractors within Longridge and upon its borders should be given due consideration to restricting these in both size and to the type of houses required to meet local requirements

I believe as a community we recognise that a degree of new housing is required but that RVBC needs to exercise a degree of empathy when considering the impact such large scale developments and allocated housing units would have upon our community. The development of the existing brown field sites (as advised within the NPPF as being preferable to the destruction of Greenfield and Greenbelt) in and around Longridge as starter homes / retirement / affordable housing would be of real benefit to those who really need to get on the housing ladder as well as improving the aesthetics of the town itself.

I ask that you and the planning committee make their decisions based on a considered and well thought through basis.

Yours faithfully

[REDACTED]
[REDACTED]
[REDACTED]

28th June 2014

*copied + adv'd
7/7/14*

PAN - 8857

Ribble Valley Borough Council
Examination Office
Church Walk
Clitheroe
Lancs.
BB7 2RA

For the attention of Mrs Michelle Haworth, Core Strategy Programme Officer

Dear Mrs Haworth,

In response to the recent modifications to the RVBC Core Strategy, which, fundamentally I am in agreement with, I wish to bring to your attention one point for consideration in the developments planned for Longridge.

At the point of finalising the overall number of dwellings proposed for Longridge an adjustment of 200 dwellings was proposed, this to be distributed between 9 other identified settlements within the Borough. This number was ratified during December 2011 to account for the planned development of the Ridings Depot site. Since this time subsequent applications have been made including Gladman Developments for an additional 190 units at this site; a recent application has been lodged for 10 further units at the same site as proposed by Sherwood homes, 78 additional dwellings have already been granted permission at Mosses Farm, Whittingham Lane together with the development of 14 units on Inglewhite Road, these being amongst further granted & planned applications to build dwellings bordering Longridge.

I feel strongly that the Longridge adjustment figure requires due consideration in light of the above and, although further afield, (2 miles, with Longridge being the closest town to this site) the 650 units approved for construction at the Whittingham Park site should also form part of this consideration. It is obvious that the overall number of dwellings bordering our town shall be reliant upon the resources and infrastructure of Longridge and that to not make a further allowance for this within the dwelling allocation for our town would I consider be wholly negligent.

The impact upon the services and infrastructure by the scale of developments proposed by a number of the principle contractors within Longridge and upon its borders should be given due consideration to restricting these in both size and to the type of houses required to meet local requirements

I believe as a community we recognise that a degree of new housing is required but that RVBC needs to exercise a degree of empathy when considering the impact such large scale developments and allocated housing units would have upon our community. The development of the existing brown field sites (as advised within the NPPF as being preferable to the destruction of Greenfield and Greenbelt) in and around Longridge as starter homes / retirement / affordable housing would be of real benefit to those who really need to get on the housing ladder as well as improving the aesthetics of the town itself.

I ask that you and the planning committee make their decisions based on a considered and well thought through basis.

Yours faithfully



*Copied + dated
7/7/14*

PRN 8852

28th June 2014

[REDACTED]

Ribble Valley Borough Council
Examination Office
Church Walk
Clitheroe
Lancs.
BB7 2RA

For the attention of Mrs Michelle Haworth, Core Strategy Programme Officer

Dear Mrs Haworth,

In response to the recent modifications to the RVBC Core Strategy, which, fundamentally I am in agreement with, I wish to bring to your attention one point for consideration in the developments planned for Longridge.

At the point of finalising the overall number of dwellings proposed for Longridge an adjustment of 200 dwellings was proposed, this to be distributed between 9 other identified settlements within the Borough. This number was ratified during December 2011 to account for the planned development of the Ridings Depot site. Since this time subsequent applications have been made including Gladman Developments for an additional 190 units at this site, a recent application has been lodged for 10 further units at the same site as proposed by Sherwood homes, 78 additional dwellings have already been granted permission at Mosses Farm, Whittingham Lane together with the development of 14 units on Inglewhite Road, these being amongst further granted & planned applications to build dwellings bordering Longridge.

I feel strongly that the Longridge adjustment figure requires due consideration in light of the above and, although further afield, (2 miles, with Longridge being the closest town to this site) the 650 units approved for construction at the Whittingham Park site should also form part of this consideration. It is obvious that the overall number of dwellings bordering our town shall be reliant upon the resources and infrastructure of Longridge and that to not make a further allowance for this within the dwelling allocation for our town would I consider be wholly negligent.

The impact upon the services and infrastructure by the scale of developments proposed by a number of the principle contractors within Longridge and upon its borders should be given due consideration to restricting these in both size and to the type of houses required to meet local requirements

I believe as a community we recognise that a degree of new housing is required but that RVBC needs to exercise a degree of empathy when considering the impact such large scale developments and allocated housing units would have upon our community. The development of the existing brown field sites (as advised within the NPPF as being preferable to the destruction of Greenfield and Greenbelt) in and around Longridge as starter homes / retirement / affordable housing would be of real benefit to those who really need to get on the housing ladder as well as improving the aesthetics of the town itself.

I ask that you and the planning committee make their decisions based on a considered and well thought through basis.

Yours faithfully

[REDACTED]

28th June 2014

no address for
ack't

agreed 7/8/14

PRN, 8853

Ribble Valley Borough Council
Examination Office
Church Walk
Clitheroe
Lancs.
BB7 2RA

For the attention of Mrs Michelle Haworth, Core Strategy Programme Officer

Dear Mrs Haworth,

In response to the recent modifications to the RVBC Core Strategy, which, fundamentally I am in agreement with, I wish to bring to your attention one point for consideration in the developments planned for Longridge.

At the point of finalising the overall number of dwellings proposed for Longridge an adjustment of 200 dwellings was proposed, this to be distributed between 9 other identified settlements within the Borough. This number was ratified during December 2011 to account for the planned development of the Ridings Depot site. Since this time subsequent applications have been made including Gladman Developments for an additional 190 units at this site, a recent application has been lodged for 10 further units at the same site as proposed by Sherwood homes, 78 additional dwellings have already been granted permission at Mosses Farm, Whittingham Lane together with the development of 14 units on Inglewhite Road, these being amongst further granted & planned applications to build dwellings bordering Longridge.

I feel strongly that the Longridge adjustment figure requires due consideration in light of the above and, although further afield, (2 miles, with Longridge being the closest town to this site) the 650 units approved for construction at the Whittingham Park site should also form part of this consideration. It is obvious that the overall number of dwellings bordering our town shall be reliant upon the resources and infrastructure of Longridge and that to not make a further allowance for this within the dwelling allocation for our town would I consider be wholly negligent.

The impact upon the services and infrastructure by the scale of developments proposed by a number of the principle contractors within Longridge and upon its borders should be given due consideration to restricting these in both size and to the type of houses required to meet local requirements

I believe as a community we recognise that a degree of new housing is required but that RVBC needs to exercise a degree of empathy when considering the impact such large scale developments and allocated housing units would have upon our community. The development of the existing brown field sites (as advised within the NPPF as being preferable to the destruction of Greenfield and Greenbelt) in and around Longridge as starter homes / retirement / affordable housing would be of real benefit to those who really need to get on the housing ladder as well as improving the aesthetics of the town itself.

I ask that you and the planning committee make their decisions based on a considered and well thought through basis.

Yours faithfully

[Redacted signature]

28th June 2014

*copied +
adit 7/7/14*

PAN 8854

Ribble Valley Borough Council
Examination Office
Church Walk
Clitheroe
Lancs.
BB7 2RA

[REDACTED]
[REDACTED]
[REDACTED]

For the attention of Mrs Michelle Haworth, Core Strategy Programme Officer

Dear Mrs Haworth,

In response to the recent modifications to the RVBC Core Strategy, which, fundamentally I am in agreement with, I wish to bring to your attention one point for consideration in the developments planned for Longridge.

At the point of finalising the overall number of dwellings proposed for Longridge an adjustment of 200 dwellings was proposed, this to be distributed between 9 other identified settlements within the Borough. This number was ratified during December 2011 to account for the planned development of the Ridings Depot site. Since this time subsequent applications have been made including Gladman Developments for an additional 190 units at this site, a recent application has been lodged for 10 further units at the same site as proposed by Sherwood homes, 78 additional dwellings have already been granted permission at Mosses Farm, Whittingham Lane together with the development of 14 units on Inglewhite Road, these being amongst further granted & planned applications to build dwellings bordering Longridge.

I feel strongly that the Longridge adjustment figure requires due consideration in light of the above and, although further afield, (2 miles, with Longridge being the closest town to this site) the 650 units approved for construction at the Whittingham Park site should also form part of this consideration. It is obvious that the overall number of dwellings bordering our town shall be reliant upon the resources and infrastructure of Longridge and that to not make a further allowance for this within the dwelling allocation for our town would I consider be wholly negligent.

The impact upon the services and infrastructure by the scale of developments proposed by a number of the principle contractors within Longridge and upon its borders should be given due consideration to restricting these in both size and to the type of houses required to meet local requirements

I believe as a community we recognise that a degree of new housing is required but that RVBC needs to exercise a degree of empathy when considering the impact such large scale developments and allocated housing units would have upon our community. The development of the existing brown field sites (as advised within the NPPF as being preferable to the destruction of Greenfield and Greenbelt) in and around Longridge as starter homes / retirement / affordable housing would be of real benefit to those who really need to get on the housing ladder as well as improving the aesthetics of the town itself.

I ask that you and the planning committee make their decisions based on a considered and well thought through basis.

Yours faithfully

[REDACTED]
[REDACTED]

28th June 2014

*no address
reht*

*agreed 7/7/14
m*

PRN - 8855

Ribble Valley Borough Council
Examination Office
Church Walk
Clitheroe
Lancs.
BB7 2RA

For the attention of Mrs Michelle Haworth, Core Strategy Programme Officer

Dear Mrs Haworth,

In response to the recent modifications to the RVBC Core Strategy, which, fundamentally I am in agreement with, I wish to bring to your attention one point for consideration in the developments planned for Longridge.

At the point of finalising the overall number of dwellings proposed for Longridge an adjustment of 200 dwellings was proposed, this to be distributed between 9 other identified settlements within the Borough. This number was ratified during December 2011 to account for the planned development of the Ridings Depot site. Since this time subsequent applications have been made including Gladman Developments for an additional 190 units at this site, a recent application has been lodged for 10 further units at the same site as proposed by Sherwood homes, 78 additional dwellings have already been granted permission at Mosses Farm, Whittingham Lane together with the development of 14 units on Inglewhite Road, these being amongst further granted & planned applications to build dwellings bordering Longridge.

I feel strongly that the Longridge adjustment figure requires due consideration in light of the above and, although further afield, (2 miles, with Longridge being the closest town to this site) the 650 units approved for construction at the Whittingham Park site should also form part of this consideration. It is obvious that the overall number of dwellings bordering our town shall be reliant upon the resources and infrastructure of Longridge and that to not make a further allowance for this within the dwelling allocation for our town would I consider be wholly negligent.

The impact upon the services and infrastructure by the scale of developments proposed by a number of the principle contractors within Longridge and upon its borders should be given due consideration to restricting these in both size and to the type of houses required to meet local requirements

I believe as a community we recognise that a degree of new housing is required but that RVBC needs to exercise a degree of empathy when considering the impact such large scale developments and allocated housing units would have upon our community. The development of the existing brown field sites (as advised within the NPPF as being preferable to the destruction of Greenfield and Greenbelt) in and around Longridge as starter homes / retirement / affordable housing would be of real benefit to those who really need to get on the housing ladder as well as improving the aesthetics of the town itself.

I ask that you and the planning committee make their decisions based on a considered and well thought through basis.

Yours faithfully




*exped. faded
2/2/14*

MRW 8856

28th June 2014

Ribble Valley Borough Council
Examination Office
Church Walk
Clitheroe
Lancs.
BB7 2RA

[REDACTED]

For the attention of Mrs Michelle Haworth, Core Strategy Programme Officer

Dear Mrs Haworth,

In response to the recent modifications to the RVBC Core Strategy, which, fundamentally I am in agreement with, I wish to bring to your attention one point for consideration in the developments planned for Longridge.

At the point of finalising the overall number of dwellings proposed for Longridge an adjustment of 200 dwellings was proposed, this to be distributed between 9 other identified settlements within the Borough. This number was ratified during December 2011 to account for the planned development of the Ridings Depot site. Since this time subsequent applications have been made including Gladman Developments for an additional 190 units at this site, a recent application has been lodged for 10 further units at the same site as proposed by Sherwood homes, 78 additional dwellings have already been granted permission at Mosses Farm, Whittingham Lane together with the development of 14 units on Inglewhite Road, these being amongst further granted & planned applications to build dwellings bordering Longridge.

I feel strongly that the Longridge adjustment figure requires due consideration in light of the above and, although further afield, (2 miles, with Longridge being the closest town to this site) the 650 units approved for construction at the Whittingham Park site should also form part of this consideration. It is obvious that the overall number of dwellings bordering our town shall be reliant upon the resources and infrastructure of Longridge and that to not make a further allowance for this within the dwelling allocation for our town would I consider be wholly negligent.

The impact upon the services and infrastructure by the scale of developments proposed by a number of the principle contractors within Longridge and upon its borders should be given due consideration to restricting these in both size and to the type of houses required to meet local requirements

I believe as a community we recognise that a degree of new housing is required but that RVBC needs to exercise a degree of empathy when considering the impact such large scale developments and allocated housing units would have upon our community. The development of the existing brown field sites (as advised within the NPPF as being preferable to the destruction of Greenfield and Greenbelt) in and around Longridge as starter homes / retirement / affordable housing would be of real benefit to those who really need to get on the housing ladder as well as improving the aesthetics of the town itself.

I ask that you and the planning committee make their decisions based on a considered and well thought through basis.

Yours faithfully

[REDACTED]

28th June 2014

no address for
ack't

expid + ~~ack't~~
7/7/14

PRN. 8857

Ribble Valley Borough Council
Examination Office
Church Walk
Clitheroe
Lancs.
BB7 2RA

For the attention of Mrs Michelle Haworth, Core Strategy Programme Officer

Dear Mrs Haworth,

In response to the recent modifications to the RVBC Core Strategy, which, fundamentally I am in agreement with, I wish to bring to your attention one point for consideration in the developments planned for Longridge.

At the point of finalising the overall number of dwellings proposed for Longridge an adjustment of 200 dwellings was proposed, this to be distributed between 9 other identified settlements within the Borough. This number was ratified during December 2011 to account for the planned development of the Ridings Depot site. Since this time subsequent applications have been made including Gladman Developments for an additional 190 units at this site, a recent application has been lodged for 10 further units at the same site as proposed by Sherwood homes, 78 additional dwellings have already been granted permission at Mosses Farm, Whittingham Lane together with the development of 14 units on Inglewhite Road, these being amongst further granted & planned applications to build dwellings bordering Longridge.

I feel strongly that the Longridge adjustment figure requires due consideration in light of the above and, although further afield, (2 miles, with Longridge being the closest town to this site) the 650 units approved for construction at the Whittingham Park site should also form part of this consideration. It is obvious that the overall number of dwellings bordering our town shall be reliant upon the resources and infrastructure of Longridge and that to not make a further allowance for this within the dwelling allocation for our town would I consider be wholly negligent.

The impact upon the services and infrastructure by the scale of developments proposed by a number of the principle contractors within Longridge and upon its borders should be given due consideration to restricting these in both size and to the type of houses required to meet local requirements

I believe as a community we recognise that a degree of new housing is required but that RVBC needs to exercise a degree of empathy when considering the impact such large scale developments and allocated housing units would have upon our community. The development of the existing brown field sites (as advised within the NPPF as being preferable to the destruction of Greenfield and Greenbelt) in and around Longridge as starter homes / retirement / affordable housing would be of real benefit to those who really need to get on the housing ladder as well as improving the aesthetics of the town itself.

I ask that you and the planning committee make their decisions based on a considered and well thought through basis.

Yours faithfully

[Redacted signature]

28th June 2014

signed + dated 7/7/14

PRN 8858

Ribble Valley Borough Council
Examination Office
Church Walk
Clitheroe
Lancs.
BB7 2RA

[REDACTED]
[REDACTED]
[REDACTED]

For the attention of Mrs Michelle Haworth, Core Strategy Programme Officer

Dear Mrs Haworth,

In response to the recent modifications to the RVBC Core Strategy, which, fundamentally I am in agreement with, I wish to bring to your attention one point for consideration in the developments planned for Longridge.

At the point of finalising the overall number of dwellings proposed for Longridge an adjustment of 200 dwellings was proposed, this to be distributed between 9 other identified settlements within the Borough. This number was ratified during December 2011 to account for the planned development of the Ridings Depot site. Since this time subsequent applications have been made including Gladman Developments for an additional 190 units at this site, a recent application has been lodged for 10 further units at the same site as proposed by Sherwood homes, 78 additional dwellings have already been granted permission at Mosses Farm, Whittingham Lane together with the development of 14 units on Inglewhite Road, these being amongst further granted & planned applications to build dwellings bordering Longridge.

I feel strongly that the Longridge adjustment figure requires due consideration in light of the above and, although further afield, (2 miles, with Longridge being the closest town to this site) the 650 units approved for construction at the Whittingham Park site should also form part of this consideration. It is obvious that the overall number of dwellings bordering our town shall be reliant upon the resources and infrastructure of Longridge and that to not make a further allowance for this within the dwelling allocation for our town would I consider be wholly negligent.

The impact upon the services and infrastructure by the scale of developments proposed by a number of the principle contractors within Longridge and upon its borders should be given due consideration to restricting these in both size and to the type of houses required to meet local requirements

I believe as a community we recognise that a degree of new housing is required but that RVBC needs to exercise a degree of empathy when considering the impact such large scale developments and allocated housing units would have upon our community. The development of the existing brown field sites (as advised within the NPPF as being preferable to the destruction of Greenfield and Greenbelt) in and around Longridge as starter homes / retirement / affordable housing would be of real benefit to those who really need to get on the housing ladder as well as improving the aesthetics of the town itself.

I ask that you and the planning committee make their decisions based on a considered and well thought through basis.

Yours faithfully

[REDACTED]
[REDACTED]

copied 7/7/14

PRN 8859

28th June 2014

no address for act

Ribble Valley Borough Council
Examination Office
Church Walk
Clitheroe
Lancs.
BB7 2RA

For the attention of Mrs Michelle Haworth, Core Strategy Programme Officer

Dear Mrs Haworth,

In response to the recent modifications to the RVBC Core Strategy, which, fundamentally I am in agreement with, I wish to bring to your attention one point for consideration in the developments planned for Longridge.

At the point of finalising the overall number of dwellings proposed for Longridge an adjustment of 200 dwellings was proposed, this to be distributed between 9 other identified settlements within the Borough. This number was ratified during December 2011 to account for the planned development of the Ridings Depot site. Since this time subsequent applications have been made including Gladman Developments for an additional 190 units at this site, a recent application has been lodged for 10 further units at the same site as proposed by Sherwood homes, 78 additional dwellings have already been granted permission at Mosses Farm, Whittingham Lane together with the development of 14 units on Inglewhite Road, these being amongst further granted & planned applications to build dwellings bordering Longridge.

I feel strongly that the Longridge adjustment figure requires due consideration in light of the above and, although further afield, (2 miles, with Longridge being the closest town to this site) the 650 units approved for construction at the Whittingham Park site should also form part of this consideration. It is obvious that the overall number of dwellings bordering our town shall be reliant upon the resources and infrastructure of Longridge and that to not make a further allowance for this within the dwelling allocation for our town would I consider be wholly negligent.

The impact upon the services and infrastructure by the scale of developments proposed by a number of the principle contractors within Longridge and upon its borders should be given due consideration to restricting these in both size and to the type of houses required to meet local requirements

I believe as a community we recognise that a degree of new housing is required but that RVBC needs to exercise a degree of empathy when considering the impact such large scale developments and allocated housing units would have upon our community. The development of the existing brown field sites (as advised within the NPPF as being preferable to the destruction of Greenfield and Greenbelt) in and around Longridge as starter homes / retirement / affordable housing would be of real benefit to those who really need to get on the housing ladder as well as improving the aesthetics of the town itself.

I ask that you and the planning committee make their decisions based on a considered and well thought through basis.

Yours faithfully




28th June 2014

*copied + add
7/7/14*

PN - 8860

Ribble Valley Borough Council
Examination Office
Church Walk
Clitheroe
Lancs.
BB7 2RA

[REDACTED]

For the attention of Mrs Michelle Haworth, Core Strategy Programme Officer

Dear Mrs Haworth,

In response to the recent modifications to the RVBC Core Strategy, which, fundamentally I am in agreement with, I wish to bring to your attention one point for consideration in the developments planned for Longridge.

At the point of finalising the overall number of dwellings proposed for Longridge an adjustment of 200 dwellings was proposed, this to be distributed between 9 other identified settlements within the Borough. This number was ratified during December 2011 to account for the planned development of the Ridings Depot site. Since this time subsequent applications have been made including Gladman Developments for an additional 190 units at this site, a recent application has been lodged for 10 further units at the same site as proposed by Sherwood homes, 78 additional dwellings have already been granted permission at Mosses Farm, Whittingham Lane together with the development of 14 units on Inglewhite Road, these being amongst further granted & planned applications to build dwellings bordering Longridge.

I feel strongly that the Longridge adjustment figure requires due consideration in light of the above and, although further afield, (2 miles, with Longridge being the closest town to this site) the 650 units approved for construction at the Whittingham Park site should also form part of this consideration. It is obvious that the overall number of dwellings bordering our town shall be reliant upon the resources and infrastructure of Longridge and that to not make a further allowance for this within the dwelling allocation for our town would I consider be wholly negligent.

The impact upon the services and infrastructure by the scale of developments proposed by a number of the principle contractors within Longridge and upon its borders should be given due consideration to restricting these in both size and to the type of houses required to meet local requirements.

I believe as a community we recognise that a degree of new housing is required but that RVBC needs to exercise a degree of empathy when considering the impact such large scale developments and allocated housing units would have upon our community. The development of the existing brown field sites (as advised within the NPPF as being preferable to the destruction of Greenfield and Greenbelt) in and around Longridge as starter homes / retirement / affordable housing would be of real benefit to those who really need to get on the housing ladder as well as improving the aesthetics of the town itself.

I ask that you and the planning committee make their decisions based on a considered and well thought through basis.

Yours faithfully

[REDACTED]

[REDACTED]

28th June 2014

*Copy to Paul
7/7/14*

PRN 8861.1

Ribble Valley Borough Council
Examination Office
Church Walk
Clitheroe
Lancs.
BB7 2RA

[REDACTED]
[REDACTED]
[REDACTED]
[REDACTED]

For the attention of Mrs Michelle Haworth, Core Strategy Programme Officer

Dear Mrs Haworth,

In response to the recent modifications to the RVBC Core Strategy, which, fundamentally I am in agreement with, I wish to bring to your attention one point for consideration in the developments planned for Longridge.

At the point of finalising the overall number of dwellings proposed for Longridge an adjustment of 200 dwellings was proposed, this to be distributed between 9 other identified settlements within the Borough. This number was ratified during December 2011 to account for the planned development of the Ridings Depot site. Since this time subsequent applications have been made including Gladman Developments for an additional 190 units at this site, a recent application has been lodged for 10 further units at the same site as proposed by Sherwood homes, 78 additional dwellings have already been granted permission at Mosses Farm, Whittingham Lane together with the development of 14 units on Inglewhite Road, these being amongst further granted & planned applications to build dwellings bordering Longridge.

I feel strongly that the Longridge adjustment figure requires due consideration in light of the above and, although further afield, (2 miles, with Longridge being the closest town to this site) the 650 units approved for construction at the Whittingham Park site should also form part of this consideration. It is obvious that the overall number of dwellings bordering our town shall be reliant upon the resources and infrastructure of Longridge and that to not make a further allowance for this within the dwelling allocation for our town would I consider be wholly negligent.

The impact upon the services and infrastructure by the scale of developments proposed by a number of the principle contractors within Longridge and upon its borders should be given due consideration to restricting these in both size and to the type of houses required to meet local requirements

I believe as a community we recognise that a degree of new housing is required but that RVBC needs to exercise a degree of empathy when considering the impact such large scale developments and allocated housing units would have upon our community. The development of the existing brown field sites (as advised within the NPPF as being preferable to the destruction of Greenfield and Greenbelt) in and around Longridge as starter homes / retirement / affordable housing would be of real benefit to those who really need to get on the housing ladder as well as improving the aesthetics of the town itself.

I ask that you and the planning committee make their decisions based on a considered and well thought through basis.

Yours faithfully

[REDACTED]

N:

[REDACTED]

28th June 2014

*checked + added
7/7/14*

PRN - 8862

Ribble Valley Borough Council
Examination Office
Church Walk
Clitheroe
Lancs.
BB7 2RA

For the attention of Mrs Michelle Haworth, Core Strategy Programme Officer

Dear Mrs Haworth,

In response to the recent modifications to the RVBC Core Strategy, which, fundamentally I am in agreement with, I wish to bring to your attention one point for consideration in the developments planned for Longridge.

At the point of finalising the overall number of dwellings proposed for Longridge an adjustment of 200 dwellings was proposed, this to be distributed between 9 other identified settlements within the Borough. This number was ratified during December 2011 to account for the planned development of the Ridings Depot site. Since this time subsequent applications have been made including Gladman Developments for an additional 190 units at this site, a recent application has been lodged for 10 further units at the same site as proposed by Sherwood homes, 78 additional dwellings have already been granted permission at Mosses Farm, Whittingham Lane together with the development of 14 units on Inglewhite Road, these being amongst further granted & planned applications to build dwellings bordering Longridge.

I feel strongly that the Longridge adjustment figure requires due consideration in light of the above and, although further afield, (2 miles, with Longridge being the closest town to this site) the 650 units approved for construction at the Whittingham Park site should also form part of this consideration. It is obvious that the overall number of dwellings bordering our town shall be reliant upon the resources and infrastructure of Longridge and that to not make a further allowance for this within the dwelling allocation for our town would I consider be wholly negligent.

The impact upon the services and infrastructure by the scale of developments proposed by a number of the principle contractors within Longridge and upon its borders should be given due consideration to restricting these in both size and to the type of houses required to meet local requirements

I believe as a community we recognise that a degree of new housing is required but that RVBC needs to exercise a degree of empathy when considering the impact such large scale developments and allocated housing units would have upon our community. The development of the existing brown field sites (as advised within the NPPF as being preferable to the destruction of Greenfield and Greenbelt) in and around Longridge as starter homes / retirement / affordable housing would be of real benefit to those who really need to get on the housing ladder as well as improving the aesthetics of the town itself.

I ask that you and the planning committee make their decisions based on a considered and well thought through basis.

Yours faithfully

[Redacted signature]

[Redacted signature]

*Copied + dated
7/7/14*

PAW 8863

28th June 2014

Ribble Valley Borough Council
Examination Office
Church Walk
Clitheroe
Lancs.
BB7 2RA

[REDACTED]

For the attention of Mrs Michelle Haworth, Core Strategy Programme Officer

Dear Mrs Haworth,

In response to the recent modifications to the RVBC Core Strategy, which, fundamentally I am in agreement with, I wish to bring to your attention one point for consideration in the developments planned for Longridge.

At the point of finalising the overall number of dwellings proposed for Longridge an adjustment of 200 dwellings was proposed, this to be distributed between 9 other identified settlements within the Borough. This number was ratified during December 2011 to account for the planned development of the Ridings Depot site. Since this time subsequent applications have been made including Gladman Developments for an additional 190 units at this site, a recent application has been lodged for 10 further units at the same site as proposed by Sherwood homes, 78 additional dwellings have already been granted permission at Mosses Farm, Whittingham Lane together with the development of 14 units on Inglewhite Road, these being amongst further granted & planned applications to build dwellings bordering Longridge.

I feel strongly that the Longridge adjustment figure requires due consideration in light of the above and, although further afield, (2 miles, with Longridge being the closest town to this site) the 650 units approved for construction at the Whittingham Park site should also form part of this consideration. It is obvious that the overall number of dwellings bordering our town shall be reliant upon the resources and infrastructure of Longridge and that to not make a further allowance for this within the dwelling allocation for our town would I consider be wholly negligent.

The impact upon the services and infrastructure by the scale of developments proposed by a number of the principle contractors within Longridge and upon its borders should be given due consideration to restricting these in both size and to the type of houses required to meet local requirements

I believe as a community we recognise that a degree of new housing is required but that RVBC needs to exercise a degree of empathy when considering the impact such large scale developments and allocated housing units would have upon our community. The development of the existing brown field sites (as advised within the NPPF as being preferable to the destruction of Greenfield and Greenbelt) in and around Longridge as starter homes / retirement / affordable housing would be of real benefit to those who really need to get on the housing ladder as well as improving the aesthetics of the town itself.

I ask that you and the planning committee make their decisions based on a considered and well thought through basis.

Yours faithfully

[REDACTED]

[REDACTED]

[REDACTED]

typed + dated
7/17/14

PAN - 8864

28th June 2014

Ribble Valley Borough Council
Examination Office
Church Walk
Clitheroe
Lancs.
BB7 2RA

[REDACTED]

For the attention of Mrs Michelle Haworth, Core Strategy Programme Officer

Dear Mrs Haworth,

In response to the recent modifications to the RVBC Core Strategy, which, fundamentally I am in agreement with, I wish to bring to your attention one point for consideration in the developments planned for Longridge.

At the point of finalising the overall number of dwellings proposed for Longridge an adjustment of 200 dwellings was proposed, this to be distributed between 9 other identified settlements within the Borough. This number was ratified during December 2011 to account for the planned development of the Ridings Depot site. Since this time subsequent applications have been made including Gladman Developments for an additional 190 units at this site, a recent application has been lodged for 10 further units at the same site as proposed by Sherwood homes, 78 additional dwellings have already been granted permission at Mosses Farm, Whittingham Lane together with the development of 14 units on Inglewhite Road, these being amongst further granted & planned applications to build dwellings bordering Longridge.

I feel strongly that the Longridge adjustment figure requires due consideration in light of the above and, although further afield, (2 miles, with Longridge being the closest town to this site) the 650 units approved for construction at the Whittingham Park site should also form part of this consideration. It is obvious that the overall number of dwellings bordering our town shall be reliant upon the resources and infrastructure of Longridge and that to not make a further allowance for this within the dwelling allocation for our town would I consider be wholly negligent.

The impact upon the services and infrastructure by the scale of developments proposed by a number of the principle contractors within Longridge and upon its borders should be given due consideration to restricting these in both size and to the type of houses required to meet local requirements

I believe as a community we recognise that a degree of new housing is required but that RVBC needs to exercise a degree of empathy when considering the impact such large scale developments and allocated housing units would have upon our community. The development of the existing brown field sites (as advised within the NPPF as being preferable to the destruction of Greenfield and Greenbelt) in and around Longridge as starter homes / retirement / affordable housing would be of real benefit to those who really need to get on the housing ladder as well as improving the aesthetics of the town itself.

I ask that you and the planning committee make their decisions based on a considered and well thought through basis.

Yours faithfully

[REDACTED]

[REDACTED]

28th June 2014

*Copied + added
7/7/14*

PRN-8865

Ribble Valley Borough Council
Examination Office
Church Walk
Clitheroe
Lancs.
BB7 2RA

[REDACTED]
[REDACTED]
[REDACTED]

For the attention of Mrs Michelle Haworth, Core Strategy Programme Officer

Dear Mrs Haworth,

In response to the recent modifications to the RVBC Core Strategy, which, fundamentally I am in agreement with, I wish to bring to your attention one point for consideration in the developments planned for Longridge.

At the point of finalising the overall number of dwellings proposed for Longridge an adjustment of 200 dwellings was proposed, this to be distributed between 9 other identified settlements within the Borough. This number was ratified during December 2011 to account for the planned development of the Ridings Depot site. Since this time subsequent applications have been made including Gladman Developments for an additional 190 units at this site, a recent application has been lodged for 10 further units at the same site as proposed by Sherwood homes, 78 additional dwellings have already been granted permission at Mosses Farm, Whittingham Lane together with the development of 14 units on Inglewhite Road, these being amongst further granted & planned applications to build dwellings bordering Longridge.

I feel strongly that the Longridge adjustment figure requires due consideration in light of the above and, although further afield, (2 miles, with Longridge being the closest town to this site) the 650 units approved for construction at the Whittingham Park site should also form part of this consideration. It is obvious that the overall number of dwellings bordering our town shall be reliant upon the resources and infrastructure of Longridge and that to not make a further allowance for this within the dwelling allocation for our town would I consider be wholly negligent.

The impact upon the services and infrastructure by the scale of developments proposed by a number of the principle contractors within Longridge and upon its borders should be given due consideration to restricting these in both size and to the type of houses required to meet local requirements

I believe as a community we recognise that a degree of new housing is required but that RVBC needs to exercise a degree of empathy when considering the impact such large scale developments and allocated housing units would have upon our community. The development of the existing brown field sites (as advised within the NPPF as being preferable to the destruction of Greenfield and Greenbelt) in and around Longridge as starter homes / retirement / affordable housing would be of real benefit to those who really need to get on the housing ladder as well as improving the aesthetics of the town itself.

I ask that you and the planning committee make their decisions based on a considered and well thought through basis.

Yours faithfully

[REDACTED]
[REDACTED]

equiv added
2/7/14

PRN - 8866

28th June 2014

[REDACTED]

Ribble Valley Borough Council
Examination Office
Church Walk
Clitheroe
Lancs.
BB7 2RA

For the attention of Mrs Michelle Haworth, Core Strategy Programme Officer

Dear Mrs Haworth,

In response to the recent modifications to the RVBC Core Strategy, which, fundamentally I am in agreement with, I wish to bring to your attention one point for consideration in the developments planned for Longridge.

At the point of finalising the overall number of dwellings proposed for Longridge an adjustment of 200 dwellings was proposed, this to be distributed between 9 other identified settlements within the Borough. This number was ratified during December 2011 to account for the planned development of the Ridings Depot site. Since this time subsequent applications have been made including Gladman Developments for an additional 190 units at this site, a recent application has been lodged for 10 further units at the same site as proposed by Sherwood homes, 78 additional dwellings have already been granted permission at Mosses Farm, Whittingham Lane together with the development of 14 units on Inglewhite Road, these being amongst further granted & planned applications to build dwellings bordering Longridge.

I feel strongly that the Longridge adjustment figure requires due consideration in light of the above and, although further afield, (2 miles, with Longridge being the closest town to this site) the 650 units approved for construction at the Whittingham Park site should also form part of this consideration. It is obvious that the overall number of dwellings bordering our town shall be reliant upon the resources and infrastructure of Longridge and that to not make a further allowance for this within the dwelling allocation for our town would I consider be wholly negligent.

The impact upon the services and infrastructure by the scale of developments proposed by a number of the principle contractors within Longridge and upon its borders should be given due consideration to restricting these in both size and to the type of houses required to meet local requirements

I believe as a community we recognise that a degree of new housing is required but that RVBC needs to exercise a degree of empathy when considering the impact such large scale developments and allocated housing units would have upon our community. The development of the existing brown field sites (as advised within the NPPF as being preferable to the destruction of Greenfield and Greenbelt) in and around Longridge as starter homes' / retirement / affordable housing would be of real benefit to those who really need to get on the housing ladder as well as improving the aesthetics of the town itself.

I ask that you and the planning committee make their decisions based on a considered and well thought through basis.

Yours faithfully

[REDACTED]

Speed + ack'd 7/7/14

PRN- 8867

28th June 2014

[Redacted]

Ribble Valley Borough Council
Examination Office
Church Walk
Clitheroe
Lancs.
BB7 2RA

For the attention of Mrs Michelle Haworth, Core Strategy Programme Officer

Dear Mrs Haworth,

In response to the recent modifications to the RVBC Core Strategy, which, fundamentally I am in agreement with, I wish to bring to your attention one point for consideration in the developments planned for Longridge.

At the point of finalising the overall number of dwellings proposed for Longridge an adjustment of 200 dwellings was proposed, this to be distributed between 9 other identified settlements within the Borough. This number was ratified during December 2011 to account for the planned development of the Ridings Depot site. Since this time subsequent applications have been made including Gladman Developments for an additional 190 units at this site, a recent application has been lodged for 10 further units at the same site as proposed by Sherwood homes, 78 additional dwellings have already been granted permission at Mosses Farm, Whittingham Lane together with the development of 14 units on Inglewhite Road, these being amongst further granted & planned applications to build dwellings bordering Longridge.

I feel strongly that the Longridge adjustment figure requires due consideration in light of the above and, although further afield, (2 miles, with Longridge being the closest town to this site) the 650 units approved for construction at the Whittingham Park site should also form part of this consideration. It is obvious that the overall number of dwellings bordering our town shall be reliant upon the resources and infrastructure of Longridge and that to not make a further allowance for this within the dwelling allocation for our town would I consider be wholly negligent.

The impact upon the services and infrastructure by the scale of developments proposed by a number of the principle contractors within Longridge and upon its borders should be given due consideration to restricting these in both size and to the type of houses required to meet local requirements

I believe as a community we recognise that a degree of new housing is required but that RVBC needs to exercise a degree of empathy when considering the impact such large scale developments and allocated housing units would have upon our community. The development of the existing brown field sites (as advised within the NPPF as being preferable to the destruction of Greenfield and Greenbelt) in and around Longridge as starter homes / retirement / affordable housing would be of real benefit to those who really need to get on the housing ladder as well as improving the aesthetics of the town itself.

I ask that you and the planning committee make their decisions based on a considered and well thought through basis.

Yours faithfully,
[Redacted Signature]

speed dated 7/7/14

PRN - 8868

28th June 2014

[REDACTED]

Ribble Valley Borough Council
Examination Office
Church Walk
Clitheroe
Lancs.
BB7 2RA

For the attention of Mrs Michelle Haworth, Core Strategy Programme Officer

Dear Mrs Haworth,

In response to the recent modifications to the RVBC Core Strategy, which, fundamentally I am in agreement with, I wish to bring to your attention one point for consideration in the developments planned for Longridge.

At the point of finalising the overall number of dwellings proposed for Longridge an adjustment of 200 dwellings was proposed, this to be distributed between 9 other identified settlements within the Borough. This number was ratified during December 2011 to account for the planned development of the Ridings Depot site. Since this time subsequent applications have been made including Gladman Developments for an additional 190 units at this site, a recent application has been lodged for 10 further units at the same site as proposed by Sherwood homes, 78 additional dwellings have already been granted permission at Mosses Farm, Whittingham Lane together with the development of 14 units on Inglewhite Road, these being amongst further granted & planned applications to build dwellings bordering Longridge.

I feel strongly that the Longridge adjustment figure requires due consideration in light of the above and, although further afield, (2 miles, with Longridge being the closest town to this site) the 650 units approved for construction at the Whittingham Park site should also form part of this consideration. It is obvious that the overall number of dwellings bordering our town shall be reliant upon the resources and infrastructure of Longridge and that to not make a further allowance for this within the dwelling allocation for our town would I consider be wholly negligent.

The impact upon the services and infrastructure by the scale of developments proposed by a number of the principle contractors within Longridge and upon its borders should be given due consideration to restricting these in both size and to the type of houses required to meet local requirements

I believe as a community we recognise that a degree of new housing is required but that RVBC needs to exercise a degree of empathy when considering the impact such large scale developments and allocated housing units would have upon our community. The development of the existing brown field sites (as advised within the NPPF as being preferable to the destruction of Greenfield and Greenbelt) in and around Longridge as starter homes / retirement / affordable housing would be of real benefit to those who really need to get on the housing ladder as well as improving the aesthetics of the town itself.

I ask that you and the planning committee make their decisions based on a considered and well thought through basis.

Yours faithfully

[REDACTED]

[REDACTED]

copyd 7/7/14
+ added

PRN - 8869

28th June 2014

[Redacted]

Ribble Valley Borough Council
Examination Office
Church Walk
Clitheroe
Lancs.
BB7 2RA

For the attention of Mrs Michelle Haworth, Core Strategy Programme Officer

Dear Mrs Haworth,

In response to the recent modifications to the RVBC Core Strategy, which, fundamentally I am in agreement with, I wish to bring to your attention one point for consideration in the developments planned for Longridge.

At the point of finalising the overall number of dwellings proposed for Longridge an adjustment of 200 dwellings was proposed, this to be distributed between 9 other identified settlements within the Borough. This number was ratified during December 2011 to account for the planned development of the Ridings Depot site. Since this time subsequent applications have been made including Gladman Developments for an additional 190 units at this site, a recent application has been lodged for 10 further units at the same site as proposed by Sherwood homes, 78 additional dwellings have already been granted permission at Mosses Farm, Whittingham Lane together with the development of 14 units on Inglewhite Road, these being amongst further granted & planned applications to build dwellings bordering Longridge.

I feel strongly that the Longridge adjustment figure requires due consideration in light of the above and, although further afield, (2 miles, with Longridge being the closest town to this site) the 650 units approved for construction at the Whittingham Park site should also form part of this consideration. It is obvious that the overall number of dwellings bordering our town shall be reliant upon the resources and infrastructure of Longridge and that to not make a further allowance for this within the dwelling allocation for our town would I consider be wholly negligent.

The impact upon the services and infrastructure by the scale of developments proposed by a number of the principle contractors within Longridge and upon its borders should be given due consideration to restricting these in both size and to the type of houses required to meet local requirements

I believe as a community we recognise that a degree of new housing is required but that RVBC needs to exercise a degree of empathy when considering the impact such large scale developments and allocated housing units would have upon our community. The development of the existing brown field sites (as advised within the NPPF as being preferable to the destruction of Greenfield and Greenbelt) in and around Longridge as starter homes / retirement / affordable housing would be of real benefit to those who really need to get on the housing ladder as well as improving the aesthetics of the town itself.

I ask that you and the planning committee make their decisions based on a considered and well thought through basis.

Yours faithfully

[Redacted signature]

28th June 2014

*copied + added
7/7/14*

PRN - 8870

Ribble Valley Borough Council
Examination Office
Church Walk
Clitheroe
Lancs.
BB7 2RA



For the attention of Mrs Michelle Haworth, Core Strategy Programme Officer

Dear Mrs Haworth,

In response to the recent modifications to the RVBC Core Strategy, which, fundamentally I am in agreement with, I wish to bring to your attention one point for consideration in the developments planned for Longridge.

At the point of finalising the overall number of dwellings proposed for Longridge an adjustment of 200 dwellings was proposed, this to be distributed between 9 other identified settlements within the Borough. This number was ratified during December 2011 to account for the planned development of the Ridings Depot site. Since this time subsequent applications have been made including Gladman Developments for an additional 190 units at this site, a recent application has been lodged for 10 further units at the same site as proposed by Sherwood homes, 78 additional dwellings have already been granted permission at Mosses Farm, Whittingham Lane together with the development of 14 units on Inglewhite Road, these being amongst further granted & planned applications to build dwellings bordering Longridge.

I feel strongly that the Longridge adjustment figure requires due consideration in light of the above and, although further afield, (2 miles, with Longridge being the closest town to this site) the 650 units approved for construction at the Whittingham Park site should also form part of this consideration. It is obvious that the overall number of dwellings bordering our town shall be reliant upon the resources and infrastructure of Longridge and that to not make a further allowance for this within the dwelling allocation for our town would I consider be wholly negligent.

The impact upon the services and infrastructure by the scale of developments proposed by a number of the principle contractors within Longridge and upon its borders should be given due consideration to restricting these in both size and to the type of houses required to meet local requirements

I believe as a community we recognise that a degree of new housing is required but that RVBC needs to exercise a degree of empathy when considering the impact such large scale developments and allocated housing units would have upon our community. The development of the existing brown field sites (as advised within the NPPF as being preferable to the destruction of Greenfield and Greenbelt) in and around Longridge as starter homes / retirement / affordable housing would be of real benefit to those who really need to get on the housing ladder as well as improving the aesthetics of the town itself.

I ask that you and the planning committee make their decisions based on a considered and well thought through basis.

Yours faithfully



N/



Cyril +udid 7/7/14

PRN - 8871

28th June 2014

Ribble Valley Borough Council
Examination Office
Church Walk
Clitheroe
Lancs.
BB7 2RA

[REDACTED]

For the attention of Mrs Michelle Haworth, Core Strategy Programme Officer

Dear Mrs Haworth,

In response to the recent modifications to the RVBC Core Strategy, which, fundamentally I am in agreement with, I wish to bring to your attention one point for consideration in the developments planned for Longridge.

At the point of finalising the overall number of dwellings proposed for Longridge an adjustment of 200 dwellings was proposed, this to be distributed between 9 other identified settlements within the Borough. This number was ratified during December 2011 to account for the planned development of the Ridings Depot site. Since this time subsequent applications have been made including Gladman Developments for an additional 190 units at this site, a recent application has been lodged for 10 further units at the same site as proposed by Sherwood homes, 78 additional dwellings have already been granted permission at Mosses Farm, Whittingham Lane together with the development of 14 units on Inglewhite Road, these being amongst further granted & planned applications to build dwellings bordering Longridge.

I feel strongly that the Longridge adjustment figure requires due consideration in light of the above and, although further afield, (2 miles, with Longridge being the closest town to this site) the 650 units approved for construction at the Whittingham Park site should also form part of this consideration. It is obvious that the overall number of dwellings bordering our town shall be reliant upon the resources and infrastructure of Longridge and that to not make a further allowance for this within the dwelling allocation for our town would I consider be wholly negligent.

The impact upon the services and infrastructure by the scale of developments proposed by a number of the principle contractors within Longridge and upon its borders should be given due consideration to restricting these in both size and to the type of houses required to meet local requirements.

I believe as a community we recognise that a degree of new housing is required but that RVBC needs to exercise a degree of empathy when considering the impact such large scale developments and allocated housing units would have upon our community. The development of the existing brown field sites (as advised within the NPPF as being preferable to the destruction of Greenfield and Greenbelt) in and around Longridge as starter homes / retirement / affordable housing would be of real benefit to those who really need to get on the housing ladder as well as improving the aesthetics of the town itself.

I ask that you and the planning committee make their decisions based on a considered and well thought through basis.

Yours faithfully

[REDACTED]

[REDACTED]

copied + added 9/7/14

PRN-8872

28th June 2014

[REDACTED]

Ribble Valley Borough Council
Examination Office
Church Walk
Clitheroe
Lancs.
BB7 2RA

For the attention of Mrs Michelle Haworth, Core Strategy Programme Officer

Dear Mrs Haworth,

In response to the recent modifications to the RVBC Core Strategy, which, fundamentally I am in agreement with, I wish to bring to your attention one point for consideration in the developments planned for Longridge.

At the point of finalising the overall number of dwellings proposed for Longridge an adjustment of 200 dwellings was proposed, this to be distributed between 9 other identified settlements within the Borough. This number was ratified during December 2011 to account for the planned development of the Ridings Depot site. Since this time subsequent applications have been made including Gladman Developments for an additional 190 units at this site, a recent application has been lodged for 10 further units at the same site as proposed by Sherwood homes, 78 additional dwellings have already been granted permission at Mosses Farm, Whittingham Lane together with the development of 14 units on Inglewhite Road, these being amongst further granted & planned applications to build dwellings bordering Longridge.

I feel strongly that the Longridge adjustment figure requires due consideration in light of the above and, although further afield, (2 miles, with Longridge being the closest town to this site) the 650 units approved for construction at the Whittingham Park site should also form part of this consideration. It is obvious that the overall number of dwellings bordering our town shall be reliant upon the resources and infrastructure of Longridge and that to not make a further allowance for this within the dwelling allocation for our town would I consider be wholly negligent.

The impact upon the services and infrastructure by the scale of developments proposed by a number of the principle contractors within Longridge and upon its borders should be given due consideration to restricting these in both size and to the type of houses required to meet local requirements

I believe as a community we recognise that a degree of new housing is required but that RVBC needs to exercise a degree of empathy when considering the impact such large scale developments and allocated housing units would have upon our community. The development of the existing brown field sites (as advised within the NPPF as being preferable to the destruction of Greenfield and Greenbelt) in and around Longridge as starter homes / retirement / affordable housing would be of real benefit to those who really need to get on the housing ladder as well as improving the aesthetics of the town itself.

I ask that you and the planning committee make their decisions based on a considered and well thought through basis.

Yours faithfully

[REDACTED]

N

[REDACTED]

signed + dated 7/7/14

ARN-8873

28th June 2014

Ribble Valley Borough Council
Examination Office
Church Walk
Clitheroe
Lancs.
BB7 2RA

[REDACTED]
[REDACTED]
[REDACTED]

For the attention of Mrs Michelle Haworth, Core Strategy Programme Officer

Dear Mrs Haworth,

In response to the recent modifications to the RVBC Core Strategy, which, fundamentally I am in agreement with, I wish to bring to your attention one point for consideration in the developments planned for Longridge.

At the point of finalising the overall number of dwellings proposed for Longridge an adjustment of 200 dwellings was proposed, this to be distributed between 9 other identified settlements within the Borough. This number was ratified during December 2011 to account for the planned development of the Ridings Depot site. Since this time subsequent applications have been made including Gladman Developments for an additional 190 units at this site, a recent application has been lodged for 10 further units at the same site as proposed by Sherwood homes, 78 additional dwellings have already been granted permission at Mosses Farm, Whittingham Lane together with the development of 14 units on Inglewhite Road, these being amongst further granted & planned applications to build dwellings bordering Longridge.

I feel strongly that the Longridge adjustment figure requires due consideration in light of the above and, although further afield, (2 miles, with Longridge being the closest town to this site) the 650 units approved for construction at the Whittingham Park site should also form part of this consideration. It is obvious that the overall number of dwellings bordering our town shall be reliant upon the resources and infrastructure of Longridge and that to not make a further allowance for this within the dwelling allocation for our town would I consider be wholly negligent.

The impact upon the services and infrastructure by the scale of developments proposed by a number of the principle contractors within Longridge and upon its borders should be given due consideration to restricting these in both size and to the type of houses required to meet local requirements

I believe as a community we recognise that a degree of new housing is required but that RVBC needs to exercise a degree of empathy when considering the impact such large scale developments and allocated housing units would have upon our community. The development of the existing brown field sites (as advised within the NPPF as being preferable to the destruction of Greenfield and Greenbelt) in and around Longridge as starter homes / retirement / affordable housing would be of real benefit to those who really need to get on the housing ladder as well as improving the aesthetics of the town itself.

I ask that you and the planning committee make their decisions based on a considered and well thought through basis.

Yours faithfully
[REDACTED]
[REDACTED]

copy of advice 7/7/14

PRN. - 8874

28th June 2014

Ribble Valley Borough Council
Examination Office
Church Walk
Clitheroe
Lancs.
BB7 2RA

[REDACTED]

For the attention of Mrs Michelle Haworth, Core Strategy Programme Officer

Dear Mrs Haworth,

In response to the recent modifications to the RVBC Core Strategy, which, fundamentally I am in agreement with, I wish to bring to your attention one point for consideration in the developments planned for Longridge.

At the point of finalising the overall number of dwellings proposed for Longridge an adjustment of 200 dwellings was proposed, this to be distributed between 9 other identified settlements within the Borough. This number was ratified during December 2011 to account for the planned development of the Ridings Depot site. Since this time subsequent applications have been made including Gladman Developments for an additional 190 units at this site, a recent application has been lodged for 10 further units at the same site as proposed by Sherwood homes, 78 additional dwellings have already been granted permission at Mosses Farm, Whittingham Lane together with the development of 14 units on Inglewhite Road, these being amongst further granted & planned applications to build dwellings bordering Longridge.

I feel strongly that the Longridge adjustment figure requires due consideration in light of the above and, although further afield, (2 miles, with Longridge being the closest town to this site) the 650 units approved for construction at the Whittingham Park site should also form part of this consideration. It is obvious that the overall number of dwellings bordering our town shall be reliant upon the resources and infrastructure of Longridge and that to not make a further allowance for this within the dwelling allocation for our town would I consider be wholly negligent.

The impact upon the services and infrastructure by the scale of developments proposed by a number of the principle contractors within Longridge and upon its borders should be given due consideration to restricting these in both size and to the type of houses required to meet local requirements

I believe as a community we recognise that a degree of new housing is required but that RVBC needs to exercise a degree of empathy when considering the impact such large scale developments and allocated housing units would have upon our community. The development of the existing brown field sites (as advised within the NPPF as being preferable to the destruction of Greenfield and Greenbelt) in and around Longridge as starter homes / retirement / affordable housing would be of real benefit to those who really need to get on the housing ladder as well as improving the aesthetics of the town itself.

I ask that you and the planning committee make their decisions based on a considered and well thought through basis.


Yours faithfully

[REDACTED]

copied 7/2/14

PRN-8875.

28th June 2014



Ribble Valley Borough Council
Examination Office
Church Walk
Clitheroe
Lancs.
BB7 2RA

For the attention of Mrs Michelle Haworth, Core Strategy Programme Officer

Dear Mrs Haworth,

In response to the recent modifications to the RVBC Core Strategy, which, fundamentally I am in agreement with, I wish to bring to your attention one point for consideration in the developments planned for Longridge.

At the point of finalising the overall number of dwellings proposed for Longridge an adjustment of 200 dwellings was proposed, this to be distributed between 9 other identified settlements within the Borough. This number was ratified during December 2011 to account for the planned development of the Ridings Depot site. Since this time subsequent applications have been made including Gladman Developments for an additional 190 units at this site, a recent application has been lodged for 10 further units at the same site as proposed by Sherwood homes, 78 additional dwellings have already been granted permission at Mosses Farm, Whittingham Lane together with the development of 14 units on Inglewhite Road, these being amongst further granted & planned applications to build dwellings bordering Longridge.

I feel strongly that the Longridge adjustment figure requires due consideration in light of the above and, although further afield, (2 miles, with Longridge being the closest town to this site) the 650 units approved for construction at the Whittingham Park site should also form part of this consideration. It is obvious that the overall number of dwellings bordering our town shall be reliant upon the resources and infrastructure of Longridge and that to not make a further allowance for this within the dwelling allocation for our town would I consider be wholly negligent.

The impact upon the services and infrastructure by the scale of developments proposed by a number of the principle contractors within Longridge and upon its borders should be given due consideration to restricting these in both size and to the type of houses required to meet local requirements

I believe as a community we recognise that a degree of new housing is required but that RVBC needs to exercise a degree of empathy when considering the impact such large scale developments and allocated housing units would have upon our community. The development of the existing brown field sites (as advised within the NPPF as being preferable to the destruction of Greenfield and Greenbelt) in and around Longridge as starter homes / retirement / affordable housing would be of real benefit to those who really need to get on the housing ladder as well as improving the aesthetics of the town itself.

I ask that you and the planning committee make their decisions based on a considered and well thought through basis.

Yours faithfully

20 June 7/7/14

PRN - 8876

28th June 2014

no address for post

Ribble Valley Borough Council
Examination Office
Church Walk
Clitheroe
Lancs.
BB7 2RA

For the attention of Mrs Michelle Haworth, Core Strategy Programme Officer

Dear Mrs Haworth,

In response to the recent modifications to the RVBC Core Strategy, which, fundamentally I am in agreement with, I wish to bring to your attention one point for consideration in the developments planned for Longridge.

At the point of finalising the overall number of dwellings proposed for Longridge an adjustment of 200 dwellings was proposed, this to be distributed between 9 other identified settlements within the Borough. This number was ratified during December 2011 to account for the planned development of the Ridings Depot site. Since this time subsequent applications have been made including Gladman Developments for an additional 190 units at this site, a recent application has been lodged for 10 further units at the same site as proposed by Sherwood homes, 78 additional dwellings have already been granted permission at Mosses Farm, Whittingham Lane together with the development of 14 units on Inglewhite Road, these being amongst further granted & planned applications to build dwellings bordering Longridge.

I feel strongly that the Longridge adjustment figure requires due consideration in light of the above and, although further afield, (2 miles, with Longridge being the closest town to this site) the 650 units approved for construction at the Whittingham Park site should also form part of this consideration. It is obvious that the overall number of dwellings bordering our town shall be reliant upon the resources and infrastructure of Longridge and that to not make a further allowance for this within the dwelling allocation for our town would I consider be wholly negligent.

The impact upon the services and infrastructure by the scale of developments proposed by a number of the principle contractors within Longridge and upon its borders should be given due consideration to restricting these in both size and to the type of houses required to meet local requirements

I believe as a community we recognise that a degree of new housing is required but that RVBC needs to exercise a degree of empathy when considering the impact such large scale developments and allocated housing units would have upon our community. The development of the existing brown field sites (as advised within the NPPF as being preferable to the destruction of Greenfield and Greenbelt) in and around Longridge as starter homes / retirement / affordable housing would be of real benefit to those who really need to get on the housing ladder as well as improving the aesthetics of the town itself.

I ask that you and the planning committee make their decisions based on a considered and well thought through basis.


Yours faithfully

[Redacted signature]

Ne

[Redacted signature]

28th June 2014



agreed 7/7/14

PRN - 8877

Ribble Valley Borough Council
Examination Office
Church Walk
Clitheroe
Lancs.
BB7 2RA

For the attention of Mrs Michelle Haworth, Core Strategy Programme Officer

Dear Mrs Haworth,

In response to the recent modifications to the RVBC Core Strategy, which, fundamentally I am in agreement with, I wish to bring to your attention one point for consideration in the developments planned for Longridge.

At the point of finalising the overall number of dwellings proposed for Longridge an adjustment of 200 dwellings was proposed, this to be distributed between 9 other identified settlements within the Borough. This number was ratified during December 2011 to account for the planned development of the Ridings Depot site. Since this time subsequent applications have been made including Gladman Developments for an additional 190 units at this site, a recent application has been lodged for 10 further units at the same site as proposed by Sherwood homes, 78 additional dwellings have already been granted permission at Mosses Farm, Whittingham Lane together with the development of 14 units on Inglewhite Road, these being amongst further granted & planned applications to build dwellings bordering Longridge.

I feel strongly that the Longridge adjustment figure requires due consideration in light of the above and, although further afield, (2 miles, with Longridge being the closest town to this site) the 650 units approved for construction at the Whittingham Park site should also form part of this consideration. It is obvious that the overall number of dwellings bordering our town shall be reliant upon the resources and infrastructure of Longridge and that to not make a further allowance for this within the dwelling allocation for our town would I consider be wholly negligent.

The impact upon the services and infrastructure by the scale of developments proposed by a number of the principle contractors within Longridge and upon its borders should be given due consideration to restricting these in both size and to the type of houses required to meet local requirements

I believe as a community we recognise that a degree of new housing is required but that RVBC needs to exercise a degree of empathy when considering the impact such large scale developments and allocated housing units would have upon our community. The development of the existing brown field sites (as advised within the NPPF as being preferable to the destruction of Greenfield and Greenbelt) in and around Longridge as starter homes / retirement / affordable housing would be of real benefit to those who really need to get on the housing ladder as well as improving the aesthetics of the town itself.

I ask that you and the planning committee make their decisions based on a considered and well thought through basis.

Yours faithfully

copied 7/7/14

PNV - 8878

28th June 2014

no address for audit

Ribble Valley Borough Council
Examination Office
Church Walk
Clitheroe
Lancs.
BB7 2RA

For the attention of Mrs Michelle Haworth, Core Strategy Programme Officer

Dear Mrs Haworth,

In response to the recent modifications to the RVBC Core Strategy, which, fundamentally I am in agreement with, I wish to bring to your attention one point for consideration in the developments planned for Longridge.

At the point of finalising the overall number of dwellings proposed for Longridge an adjustment of 200 dwellings was proposed, this to be distributed between 9 other identified settlements within the Borough. This number was ratified during December 2011 to account for the planned development of the Ridings Depot site. Since this time subsequent applications have been made including Gladman Developments for an additional 190 units at this site, a recent application has been lodged for 10 further units at the same site as proposed by Sherwood homes, 78 additional dwellings have already been granted permission at Mosses Farm, Whittingham Lane together with the development of 14 units on Inglewhite Road, these being amongst further granted & planned applications to build dwellings bordering Longridge.

I feel strongly that the Longridge adjustment figure requires due consideration in light of the above and, although further afield, (2 miles, with Longridge being the closest town to this site) the 650 units approved for construction at the Whittingham Park site should also form part of this consideration. It is obvious that the overall number of dwellings bordering our town shall be reliant upon the resources and infrastructure of Longridge and that to not make a further allowance for this within the dwelling allocation for our town would I consider be wholly negligent.

The impact upon the services and infrastructure by the scale of developments proposed by a number of the principle contractors within Longridge and upon its borders should be given due consideration to restricting these in both size and to the type of houses required to meet local requirements

I believe as a community we recognise that a degree of new housing is required but that RVBC needs to exercise a degree of empathy when considering the impact such large scale developments and allocated housing units would have upon our community. The development of the existing brown field sites (as advised within the NPPF as being preferable to the destruction of Greenfield and Greenbelt) in and around Longridge as starter homes / retirement / affordable housing would be of real benefit to those who really need to get on the housing ladder as well as improving the aesthetics of the town itself.

I ask that you and the planning committee make their decisions based on a considered and well thought through basis.

Yours faithfully


Na


*Equid 7 added
9/7/14*

PAN-8879

28th June 2014.



Ribble Valley Borough Council
Examination Office
Church Walk
Clitheroe
Lancs.
BB7 2RA

For the attention of Mrs Michelle Haworth, Core Strategy Programme Officer

Dear Mrs Haworth,

In response to the recent modifications to the RVBC Core Strategy, which, fundamentally I am in agreement with, I wish to bring to your attention one point for consideration in the developments planned for Longridge.

At the point of finalising the overall number of dwellings proposed for Longridge an adjustment of 200 dwellings was proposed, this to be distributed between 9 other identified settlements within the Borough. This number was ratified during December 2011 to account for the planned development of the Ridings Depot site. Since this time subsequent applications have been made including Gladman Developments for an additional 190 units at this site, a recent application has been lodged for 10 further units at the same site as proposed by Sherwood homes, 78 additional dwellings have already been granted permission at Mosses Farm, Whittingham Lane together with the development of 14 units on Inglewhite Road, these being amongst further granted & planned applications to build dwellings bordering Longridge.

I feel strongly that the Longridge adjustment figure requires due consideration in light of the above and, although further afield, (2 miles, with Longridge being the closest town to this site) the 650 units approved for construction at the Whittingham Park site should also form part of this consideration. It is obvious that the overall number of dwellings bordering our town shall be reliant upon the resources and infrastructure of Longridge and that to not make a further allowance for this within the dwelling allocation for our town would I consider be wholly negligent.

The impact upon the services and infrastructure by the scale of developments proposed by a number of the principle contractors within Longridge and upon its borders should be given due consideration to restricting these in both size and to the type of houses required to meet local requirements

I believe as a community we recognise that a degree of new housing is required but that RVBC needs to exercise a degree of empathy when considering the impact such large scale developments and allocated housing units would have upon our community. The development of the existing brown field sites (as advised within the NPPF as being preferable to the destruction of Greenfield and Greenbelt) in and around Longridge as starter homes / retirement / affordable housing would be of real benefit to those who really need to get on the housing ladder as well as improving the aesthetics of the town itself.

I ask that you and the planning committee make their decisions based on a considered and well thought through basis.

Yours faithfully

The signature area is redacted with black ink, covering the name and any handwritten notes.

WCO & copied 7/7/14

PRW 8880

28th June 2014

Ribble Valley Borough Council
Examination Office
Church Walk
Clitheroe
Lancs.
BB7 2RA

[REDACTED]

For the attention of Mrs Michelle Haworth, Core Strategy Programme Officer

Dear Mrs Haworth,

In response to the recent modifications to the RVBC Core Strategy, which, fundamentally I am in agreement with, I wish to bring to your attention one point for consideration in the developments planned for Longridge.

At the point of finalising the overall number of dwellings proposed for Longridge an adjustment of 200 dwellings was proposed, this to be distributed between 9 other identified settlements within the Borough. This number was ratified during December 2011 to account for the planned development of the Ridings Depot site. Since this time subsequent applications have been made including Gladman Developments for an additional 190 units at this site, a recent application has been lodged for 10 further units at the same site as proposed by Sherwood homes, 78 additional dwellings have already been granted permission at Mosses Farm, Whittingham Lane together with the development of 14 units on Inglewhite Road, these being amongst further granted & planned applications to build dwellings bordering Longridge.

I feel strongly that the Longridge adjustment figure requires due consideration in light of the above and, although further afield, (2 miles, with Longridge being the closest town to this site) the 650 units approved for construction at the Whittingham Park site should also form part of this consideration. It is obvious that the overall number of dwellings bordering our town shall be reliant upon the resources and infrastructure of Longridge and that to not make a further allowance for this within the dwelling allocation for our town would I consider be wholly negligent.

The impact upon the services and infrastructure by the scale of developments proposed by a number of the principle contractors within Longridge and upon its borders should be given due consideration to restricting these in both size and to the type of houses required to meet local requirements

I believe as a community we recognise that a degree of new housing is required but that RVBC needs to exercise a degree of empathy when considering the impact such large scale developments and allocated housing units would have upon our community. The development of the existing brown field sites (as advised within the NPPF as being preferable to the destruction of Greenfield and Greenbelt) in and around Longridge as starter homes / retirement / affordable housing would be of real benefit to those who really need to get on the housing ladder as well as improving the aesthetics of the town itself.

I ask that you and the planning committee make their decisions based on a considered and well thought through basis.

Yours faithfully

[REDACTED]

[REDACTED]

[REDACTED]

ack'd & copied 7.7.14

PAN 8881

28th June 2014

Ribble Valley Borough Council
Examination Office
Church Walk
Clitheroe
Lancs.
BB7 2RA

For the attention of Mrs Michelle Haworth, Core Strategy Programme Officer

Dear Mrs Haworth,

In response to the recent modifications to the RVBC Core Strategy, which, fundamentally I am in agreement with, I wish to bring to your attention one point for consideration in the developments planned for Longridge.

At the point of finalising the overall number of dwellings proposed for Longridge an adjustment of 200 dwellings was proposed, this to be distributed between 9 other identified settlements within the Borough. This number was ratified during December 2011 to account for the planned development of the Ridings Depot site. Since this time subsequent applications have been made including Gladman Developments for an additional 190 units at this site, a recent application has been lodged for 10 further units at the same site as proposed by Sherwood homes, 78 additional dwellings have already been granted permission at Mosses Farm, Whittingham Lane together with the development of 14 units on Inglewhite Road, these being amongst further granted & planned applications to build dwellings bordering Longridge.

I feel strongly that the Longridge adjustment figure requires due consideration in light of the above and, although further afield, (2 miles, with Longridge being the closest town to this site) the 650 units approved for construction at the Whittingham Park site should also form part of this consideration. It is obvious that the overall number of dwellings bordering our town shall be reliant upon the resources and infrastructure of Longridge and that to not make a further allowance for this within the dwelling allocation for our town would I consider be wholly negligent.

The impact upon the services and infrastructure by the scale of developments proposed by a number of the principle contractors within Longridge and upon its borders should be given due consideration to restricting these in both size and to the type of houses required to meet local requirements

I believe as a community we recognise that a degree of new housing is required but that RVBC needs to exercise a degree of empathy when considering the impact such large scale developments and allocated housing units would have upon our community. The development of the existing brown field sites (as advised within the NPPF as being preferable to the destruction of Greenfield and Greenbelt) in and around Longridge as starter homes / retirement / affordable housing would be of real benefit to those who really need to get on the housing ladder as well as improving the aesthetics of the town itself.

I ask that you and the planning committee make their decisions based on a considered and well thought through basis.

Yours faithfully

Ni



28th June 2014

Not ack'd
incomplete address
rec'd 7.7.14

PLN 8882

Ribble Valley Borough Council
Examination Office
Church Walk
Clitheroe
Lancs.
BB7 2RA

For the attention of Mrs Michelle Haworth, Core Strategy Programme Officer

Dear Mrs Haworth,

In response to the recent modifications to the RVBC Core Strategy, which, fundamentally I am in agreement with, I wish to bring to your attention one point for consideration in the developments planned for Longridge.

At the point of finalising the overall number of dwellings proposed for Longridge an adjustment of 200 dwellings was proposed, this to be distributed between 9 other identified settlements within the Borough. This number was ratified during December 2011 to account for the planned development of the Ridings Depot site. Since this time subsequent applications have been made including Gladman Developments for an additional 190 units at this site, a recent application has been lodged for 10 further units at the same site as proposed by Sherwood homes, 78 additional dwellings have already been granted permission at Mosses Farm, Whittingham Lane together with the development of 14 units on Inglewhite Road, these being amongst further granted & planned applications to build dwellings bordering Longridge.

I feel strongly that the Longridge adjustment figure requires due consideration in light of the above and, although further afield, (2 miles, with Longridge being the closest town to this site) the 650 units approved for construction at the Whittingham Park site should also form part of this consideration. It is obvious that the overall number of dwellings bordering our town shall be reliant upon the resources and infrastructure of Longridge and that to not make a further allowance for this within the dwelling allocation for our town would I consider be wholly negligent.

The impact upon the services and infrastructure by the scale of developments proposed by a number of the principle contractors within Longridge and upon its borders should be given due consideration to restricting these in both size and to the type of houses required to meet local requirements

I believe as a community we recognise that a degree of new housing is required but that RVBC needs to exercise a degree of empathy when considering the impact such large scale developments and allocated housing units would have upon our community. The development of the existing brown field sites (as advised within the NPPF as being preferable to the destruction of Greenfield and Greenbelt) in and around Longridge as starter homes / retirement / affordable housing would be of real benefit to those who really need to get on the housing ladder as well as improving the aesthetics of the town itself.

I ask that you and the planning committee make their decisions based on a considered and well thought through basis.

Yours faithfully

[Redacted signature area]

ack'd & copied 7.7.14

PRN 8883

28th June 2014

Ribble Valley Borough Council
Examination Office
Church Walk
Clitheroe
Lancs.
BB7 2RA

[REDACTED]

For the attention of Mrs Michelle Haworth, Core Strategy Programme Officer

Dear Mrs Haworth,

In response to the recent modifications to the RVBC Core Strategy, which, fundamentally I am in agreement with, I wish to bring to your attention one point for consideration in the developments planned for Longridge.

At the point of finalising the overall number of dwellings proposed for Longridge an adjustment of 200 dwellings was proposed, this to be distributed between 9 other identified settlements within the Borough. This number was ratified during December 2011 to account for the planned development of the Ridings Depot site. Since this time subsequent applications have been made including Gladman Developments for an additional 190 units at this site, a recent application has been lodged for 10 further units at the same site as proposed by Sherwood homes, 78 additional dwellings have already been granted permission at Mosses Farm, Whittingham Lane together with the development of 14 units on Inglewhite Road, these being amongst further granted & planned applications to build dwellings bordering Longridge.

I feel strongly that the Longridge adjustment figure requires due consideration in light of the above and, although further afield, (2 miles, with Longridge being the closest town to this site) the 650 units approved for construction at the Whittingham Park site should also form part of this consideration. It is obvious that the overall number of dwellings bordering our town shall be reliant upon the resources and infrastructure of Longridge and that to not make a further allowance for this within the dwelling allocation for our town would I consider be wholly negligent.

The impact upon the services and infrastructure by the scale of developments proposed by a number of the principle contractors within Longridge and upon its borders should be given due consideration to restricting these in both size and to the type of houses required to meet local requirements

I believe as a community we recognise that a degree of new housing is required but that RVBC needs to exercise a degree of empathy when considering the impact such large scale developments and allocated housing units would have upon our community. The development of the existing brown field sites (as advised within the NPPF as being preferable to the destruction of Greenfield and Greenbelt) in and around Longridge as starter homes / retirement / affordable housing would be of real benefit to those who really need to get on the housing ladder as well as improving the aesthetics of the town itself.

I ask that you and the planning committee make their decisions based on a considered and well thought through basis.

Yours faithfully

[REDACTED]

copied & ack'd 7-7-14

PRN 8884

28th June 2014

Ribble Valley Borough Council
Examination Office
Church Walk
Clitheroe
Lancs.
BB7 2RA

[REDACTED]

For the attention of Mrs Michelle Haworth, Core Strategy Programme Officer

Dear Mrs Haworth,

In response to the recent modifications to the RVBC Core Strategy, which, fundamentally I am in agreement with, I wish to bring to your attention one point for consideration in the developments planned for Longridge.

At the point of finalising the overall number of dwellings proposed for Longridge an adjustment of 200 dwellings was proposed, this to be distributed between 9 other identified settlements within the Borough. This number was ratified during December 2011 to account for the planned development of the Ridings Depot site. Since this time subsequent applications have been made including Gladman Developments for an additional 190 units at this site, a recent application has been lodged for 10 further units at the same site as proposed by Sherwood homes, 78 additional dwellings have already been granted permission at Mosses Farm, Whittingham Lane together with the development of 14 units on Inglewhite Road, these being amongst further granted & planned applications to build dwellings bordering Longridge.

I feel strongly that the Longridge adjustment figure requires due consideration in light of the above and, although further afield, (2 miles, with Longridge being the closest town to this site) the 650 units approved for construction at the Whittingham Park site should also form part of this consideration. It is obvious that the overall number of dwellings bordering our town shall be reliant upon the resources and infrastructure of Longridge and that to not make a further allowance for this within the dwelling allocation for our town would I consider be wholly negligent.

The impact upon the services and infrastructure by the scale of developments proposed by a number of the principle contractors within Longridge and upon its borders should be given due consideration to restricting these in both size and to the type of houses required to meet local requirements

I believe as a community we recognise that a degree of new housing is required but that RVBC needs to exercise a degree of empathy when considering the impact such large scale developments and allocated housing units would have upon our community. The development of the existing brown field sites (as advised within the NPPF as being preferable to the destruction of Greenfield and Greenbelt) in and around Longridge as starter homes / retirement / affordable housing would be of real benefit to those who really need to get on the housing ladder as well as improving the aesthetics of the town itself.

I ask that you and the planning committee make their decisions based on a considered and well thought through basis.

Yours faithfully

[REDACTED]

[REDACTED]

copied and ack'd 7-7-14

PRN 8885

28th June 2014

Ribble Valley Borough Council
Examination Office
Church Walk
Clitheroe
Lancs.
BB7 2RA

[REDACTED]

For the attention of Mrs Michelle Haworth, Core Strategy Programme Officer

Dear Mrs Haworth,

In response to the recent modifications to the RVBC Core Strategy, which, fundamentally I am in agreement with, I wish to bring to your attention one point for consideration in the developments planned for Longridge.

At the point of finalising the overall number of dwellings proposed for Longridge an adjustment of 200 dwellings was proposed, this to be distributed between 9 other identified settlements within the Borough. This number was ratified during December 2011 to account for the planned development of the Ridings Depot site. Since this time subsequent applications have been made including Gladman Developments for an additional 190 units at this site, a recent application has been lodged for 10 further units at the same site as proposed by Sherwood homes, 78 additional dwellings have already been granted permission at Mosses Farm, Whittingham Lane together with the development of 14 units on Inglewhite Road, these being amongst further granted & planned applications to build dwellings bordering Longridge.

I feel strongly that the Longridge adjustment figure requires due consideration in light of the above and, although further afield, (2 miles, with Longridge being the closest town to this site) the 650 units approved for construction at the Whittingham Park site should also form part of this consideration. It is obvious that the overall number of dwellings bordering our town shall be reliant upon the resources and infrastructure of Longridge and that to not make a further allowance for this within the dwelling allocation for our town would I consider be wholly negligent.

The impact upon the services and infrastructure by the scale of developments proposed by a number of the principle contractors within Longridge and upon its borders should be given due consideration to restricting these in both size and to the type of houses required to meet local requirements

I believe as a community we recognise that a degree of new housing is required but that RVBC needs to exercise a degree of empathy when considering the impact such large scale developments and allocated housing units would have upon our community. The development of the existing brown field sites (as advised within the NPPF as being preferable to the destruction of Greenfield and Greenbelt) in and around Longridge as starter homes / retirement / affordable housing would be of real benefit to those who really need to get on the housing ladder as well as improving the aesthetics of the town itself.

I ask that you and the planning committee make their decisions based on a considered and well thought through basis.

Yours faithfully

[REDACTED]

[REDACTED]

ack'd & copied 7-7-14

PRN 8886

28th June 2014

Ribble Valley Borough Council
Examination Office
Church Walk
Clitheroe
Lancs.
BB7 2RA

[REDACTED]

For the attention of Mrs Michelle Haworth, Core Strategy Programme Officer

Dear Mrs Haworth,

In response to the recent modifications to the RVBC Core Strategy, which, fundamentally I am in agreement with, I wish to bring to your attention one point for consideration in the developments planned for Longridge.

At the point of finalising the overall number of dwellings proposed for Longridge an adjustment of 200 dwellings was proposed, this to be distributed between 9 other identified settlements within the Borough. This number was ratified during December 2011 to account for the planned development of the Ridings Depot site. Since this time subsequent applications have been made including Gladman Developments for an additional 190 units at this site, a recent application has been lodged for 10 further units at the same site as proposed by Sherwood homes, 78 additional dwellings have already been granted permission at Mosses Farm, Whittingham Lane together with the development of 14 units on Inglewhite Road, these being amongst further granted & planned applications to build dwellings bordering Longridge.

I feel strongly that the Longridge adjustment figure requires due consideration in light of the above and, although further afield, (2 miles, with Longridge being the closest town to this site) the 650 units approved for construction at the Whittingham Park site should also form part of this consideration. It is obvious that the overall number of dwellings bordering our town shall be reliant upon the resources and infrastructure of Longridge and that to not make a further allowance for this within the dwelling allocation for our town would I consider be wholly negligent.

The impact upon the services and infrastructure by the scale of developments proposed by a number of the principle contractors within Longridge and upon its borders should be given due consideration to restricting these in both size and to the type of houses required to meet local requirements

I believe as a community we recognise that a degree of new housing is required but that RVBC needs to exercise a degree of empathy when considering the impact such large scale developments and allocated housing units would have upon our community. The development of the existing brown field sites (as advised within the NPPF as being preferable to the destruction of Greenfield and Greenbelt) in and around Longridge as starter homes / retirement / affordable housing would be of real benefit to those who really need to get on the housing ladder as well as improving the aesthetics of the town itself.

I ask that you and the planning committee make their decisions based on a considered and well thought through basis.

Yours faithfully

[REDACTED]

[REDACTED]

Copied & ack'd 7-7-14

PRN 5887

28th June 2014

[Redacted]

Ribble Valley Borough Council
Examination Office
Church Walk
Clitheroe
Lancs.
BB7 2RA

For the attention of Mrs Michelle Haworth, Core Strategy Programme Officer

Dear Mrs Haworth,

In response to the recent modifications to the RVBC Core Strategy, which, fundamentally I am in agreement with, I wish to bring to your attention one point for consideration in the developments planned for Longridge.

At the point of finalising the overall number of dwellings proposed for Longridge an adjustment of 200 dwellings was proposed, this to be distributed between 9 other identified settlements within the Borough. This number was ratified during December 2011 to account for the planned development of the Ridings Depot site. Since this time subsequent applications have been made including Gladman Developments for an additional 190 units at this site, a recent application has been lodged for 10 further units at the same site as proposed by Sherwood homes, 78 additional dwellings have already been granted permission at Mosses Farm, Whittingham Lane together with the development of 14 units on Inglewhite Road, these being amongst further granted & planned applications to build dwellings bordering Longridge.

I feel strongly that the Longridge adjustment figure requires due consideration in light of the above and, although further afield, (2 miles, with Longridge being the closest town to this site) the 650 units approved for construction at the Whittingham Park site should also form part of this consideration. It is obvious that the overall number of dwellings bordering our town shall be reliant upon the resources and infrastructure of Longridge and that to not make a further allowance for this within the dwelling allocation for our town would I consider be wholly negligent.

The impact upon the services and infrastructure by the scale of developments proposed by a number of the principle contractors within Longridge and upon its borders should be given due consideration to restricting these in both size and to the type of houses required to meet local requirements

I believe as a community we recognise that a degree of new housing is required but that RVBC needs to exercise a degree of empathy when considering the impact such large scale developments and allocated housing units would have upon our community. The development of the existing brown field sites (as advised within the NPPF as being preferable to the destruction of Greenfield and Greenbelt) in and around Longridge as starter homes / retirement / affordable housing would be of real benefit to those who really need to get on the housing ladder as well as improving the aesthetics of the town itself.

I ask that you and the planning committee make their decisions based on a considered and well thought through basis.

Yours faithfully

[Redacted]

[Redacted]

copied & act'd 7-7-14

PRN 8888

28th June 2014

Ribble Valley Borough Council
Examination Office
Church Walk
Clitheroe
Lancs.
BB7 2RA

[REDACTED]

For the attention of Mrs Michelle Haworth, Core Strategy Programme Officer

Dear Mrs Haworth,

In response to the recent modifications to the RVBC Core Strategy, which, fundamentally I am in agreement with, I wish to bring to your attention one point for consideration in the developments planned for Longridge.

At the point of finalising the overall number of dwellings proposed for Longridge an adjustment of 200 dwellings was proposed, this to be distributed between 9 other identified settlements within the Borough. This number was ratified during December 2011 to account for the planned development of the Ridings Depot site. Since this time subsequent applications have been made including Gladman Developments for an additional 190 units at this site, a recent application has been lodged for 10 further units at the same site as proposed by Sherwood homes, 78 additional dwellings have already been granted permission at Mosses Farm, Whittingham Lane together with the development of 14 units on Inglewhite Road, these being amongst further granted & planned applications to build dwellings bordering Longridge.

I feel strongly that the Longridge adjustment figure requires due consideration in light of the above and, although further afield, (2 miles, with Longridge being the closest town to this site) the 650 units approved for construction at the Whittingham Park site should also form part of this consideration. It is obvious that the overall number of dwellings bordering our town shall be reliant upon the resources and infrastructure of Longridge and that to not make a further allowance for this within the dwelling allocation for our town would I consider be wholly negligent.

The impact upon the services and infrastructure by the scale of developments proposed by a number of the principle contractors within Longridge and upon its borders should be given due consideration to restricting these in both size and to the type of houses required to meet local requirements

I believe as a community we recognise that a degree of new housing is required but that RVBC needs to exercise a degree of empathy when considering the impact such large scale developments and allocated housing units would have upon our community. The development of the existing brown field sites (as advised within the NPPF as being preferable to the destruction of Greenfield and Greenbelt) in and around Longridge as starter homes / retirement / affordable housing would be of real benefit to those who really need to get on the housing ladder as well as improving the aesthetics of the town itself.

I ask that you and the planning committee make their decisions based on a considered and well thought through basis.

Yours faithfully

[REDACTED]

[REDACTED]

1

copied & ack'd 7.7.14

PRN 8889

28th June 2014



Ribble Valley Borough Council
Examination Office
Church Walk
Clitheroe
Lancs.
BB7 2RA

For the attention of Mrs Michelle Haworth, Core Strategy Programme Officer

Dear Mrs Haworth,

In response to the recent modifications to the RVBC Core Strategy, which, fundamentally I am in agreement with, I wish to bring to your attention one point for consideration in the developments planned for Longridge.

At the point of finalising the overall number of dwellings proposed for Longridge an adjustment of 200 dwellings was proposed, this to be distributed between 9 other identified settlements within the Borough. This number was ratified during December 2011 to account for the planned development of the Ridings Depot site. Since this time subsequent applications have been made including Gladman Developments for an additional 190 units at this site, a recent application has been lodged for 10 further units at the same site as proposed by Sherwood homes, 78 additional dwellings have already been granted permission at Mosses Farm, Whittingham Lane together with the development of 14 units on Inglewhite Road, these being amongst further granted & planned applications to build dwellings bordering Longridge.

I feel strongly that the Longridge adjustment figure requires due consideration in light of the above and, although further afield, (2 miles, with Longridge being the closest town to this site) the 650 units approved for construction at the Whittingham Park site should also form part of this consideration. It is obvious that the overall number of dwellings bordering our town shall be reliant upon the resources and infrastructure of Longridge and that to not make a further allowance for this within the dwelling allocation for our town would I consider be wholly negligent.

The impact upon the services and infrastructure by the scale of developments proposed by a number of the principle contractors within Longridge and upon its borders should be given due consideration to restricting these in both size and to the type of houses required to meet local requirements

I believe as a community we recognise that a degree of new housing is required but that RVBC needs to exercise a degree of empathy when considering the impact such large scale developments and allocated housing units would have upon our community. The development of the existing brown field sites (as advised within the NPPF as being preferable to the destruction of Greenfield and Greenbelt) in and around Longridge as starter homes / retirement / affordable housing would be of real benefit to those who really need to get on the housing ladder as well as improving the aesthetics of the town itself.

I ask that you and the planning committee make their decisions based on a considered and well thought through basis.

Yours faithfully



Copied & ack'd

ARN. 8890

28th June 2014

Ribble Valley Borough Council
Examination Office
Church Walk
Clitheroe
Lancs.
BB7 2RA

[REDACTED]

For the attention of Mrs Michelle Haworth, Core Strategy Programme Officer

Dear Mrs Haworth,

In response to the recent modifications to the RVBC Core Strategy, which, fundamentally I am in agreement with, I wish to bring to your attention one point for consideration in the developments planned for Longridge.

At the point of finalising the overall number of dwellings proposed for Longridge an adjustment of 200 dwellings was proposed, this to be distributed between 9 other identified settlements within the Borough. This number was ratified during December 2011 to account for the planned development of the Ridings Depot site. Since this time subsequent applications have been made including Gladman Developments for an additional 190 units at this site, a recent application has been lodged for 10 further units at the same site as proposed by Sherwood homes, 78 additional dwellings have already been granted permission at Mosses Farm, Whittingham Lane together with the development of 14 units on Inglewhite Road, these being amongst further granted & planned applications to build dwellings bordering Longridge.

I feel strongly that the Longridge adjustment figure requires due consideration in light of the above and, although further afield, (2 miles, with Longridge being the closest town to this site) the 650 units approved for construction at the Whittingham Park site should also form part of this consideration. It is obvious that the overall number of dwellings bordering our town shall be reliant upon the resources and infrastructure of Longridge and that to not make a further allowance for this within the dwelling allocation for our town would I consider be wholly negligent.

The impact upon the services and infrastructure by the scale of developments proposed by a number of the principle contractors within Longridge and upon its borders should be given due consideration to restricting these in both size and to the type of houses required to meet local requirements

I believe as a community we recognise that a degree of new housing is required but that RVBC needs to exercise a degree of empathy when considering the impact such large scale developments and allocated housing units would have upon our community. The development of the existing brown field sites (as advised within the NPPF as being preferable to the destruction of Greenfield and Greenbelt) in and around Longridge as starter homes / retirement / affordable housing would be of real benefit to those who really need to get on the housing ladder as well as improving the aesthetics of the town itself.

I ask that you and the planning committee make their decisions based on a considered and well thought through basis.

Yours faithfully

[REDACTED]


incomplete address

Copied 7-7-14

PRN - 88911

28th June 2014

Ribble Valley Borough Council
Examination Office
Church Walk
Clitheroe
Lancs.
BB7 2RA



For the attention of Mrs Michelle Haworth, Core Strategy Programme Officer

Dear Mrs Haworth,

In response to the recent modifications to the RVBC Core Strategy, which, fundamentally I am in agreement with, I wish to bring to your attention one point for consideration in the developments planned for Longridge.

At the point of finalising the overall number of dwellings proposed for Longridge an adjustment of 200 dwellings was proposed, this to be distributed between 9 other identified settlements within the Borough. This number was ratified during December 2011 to account for the planned development of the Ridings Depot site. Since this time subsequent applications have been made including Gladman Developments for an additional 190 units at this site, a recent application has been lodged for 10 further units at the same site as proposed by Sherwood homes, 78 additional dwellings have already been granted permission at Mosses Farm, Whittingham Lane together with the development of 14 units on Inglewhite Road, these being amongst further granted & planned applications to build dwellings bordering Longridge.

I feel strongly that the Longridge adjustment figure requires due consideration in light of the above and, although further afield, (2 miles, with Longridge being the closest town to this site) the 650 units approved for construction at the Whittingham Park site should also form part of this consideration. It is obvious that the overall number of dwellings bordering our town shall be reliant upon the resources and infrastructure of Longridge and that to not make a further allowance for this within the dwelling allocation for our town would I consider be wholly negligent.

The impact upon the services and infrastructure by the scale of developments proposed by a number of the principle contractors within Longridge and upon its borders should be given due consideration to restricting these in both size and to the type of houses required to meet local requirements

I believe as a community we recognise that a degree of new housing is required but that RVBC needs to exercise a degree of empathy when considering the impact such large scale developments and allocated housing units would have upon our community. The development of the existing brown field sites (as advised within the NPPF as being preferable to the destruction of Greenfield and Greenbelt) in and around Longridge as starter homes / retirement / affordable housing would be of real benefit to those who really need to get on the housing ladder as well as improving the aesthetics of the town itself.

I ask that you and the planning committee make their decisions based on a considered and well thought through basis.

Yours faithfully,

Copied & ack'd 7.7.14

FRN 8892

28th June 2014

Ribble Valley Borough Council
Examination Office
Church Walk
Clitheroe
Lancs.
BB7 2RA

[REDACTED]

For the attention of Mrs Michelle Haworth, Core Strategy Programme Officer

Dear Mrs Haworth,

In response to the recent modifications to the RVBC Core Strategy, which, fundamentally I am in agreement with, I wish to bring to your attention one point for consideration in the developments planned for Longridge.

At the point of finalising the overall number of dwellings proposed for Longridge an adjustment of 200 dwellings was proposed, this to be distributed between 9 other identified settlements within the Borough. This number was ratified during December 2011 to account for the planned development of the Ridings Depot site. Since this time subsequent applications have been made including Gladman Developments for an additional 190 units at this site, a recent application has been lodged for 10 further units at the same site as proposed by Sherwood homes, 78 additional dwellings have already been granted permission at Mosses Farm, Whittingham Lane together with the development of 14 units on Inglewhite Road, these being amongst further granted & planned applications to build dwellings bordering Longridge.

I feel strongly that the Longridge adjustment figure requires due consideration in light of the above and, although further afield, (2 miles, with Longridge being the closest town to this site) the 650 units approved for construction at the Whittingham Park site should also form part of this consideration. It is obvious that the overall number of dwellings bordering our town shall be reliant upon the resources and infrastructure of Longridge and that to not make a further allowance for this within the dwelling allocation for our town would I consider be wholly negligent.

The impact upon the services and infrastructure by the scale of developments proposed by a number of the principle contractors within Longridge and upon its borders should be given due consideration to restricting these in both size and to the type of houses required to meet local requirements

I believe as a community we recognise that a degree of new housing is required but that RVBC needs to exercise a degree of empathy when considering the impact such large scale developments and allocated housing units would have upon our community. The development of the existing brown field sites (as advised within the NPPF as being preferable to the destruction of Greenfield and Greenbelt) in and around Longridge as starter homes / retirement / affordable housing would be of real benefit to those who really need to get on the housing ladder as well as improving the aesthetics of the town itself.

I ask that you and the planning committee make their decisions based on a considered and well thought through basis.

Yours faithfully

[REDACTED]

[REDACTED]

copied and ack'd 7.7.14

PRN 8893

28th June 2014

Ribble Valley Borough Council
Examination Office
Church Walk
Clitheroe
Lancs.
BB7 2RA

[REDACTED]

For the attention of Mrs Michelle Haworth, Core Strategy Programme Officer

Dear Mrs Haworth,

In response to the recent modifications to the RVBC Core Strategy, which, fundamentally I am in agreement with, I wish to bring to your attention one point for consideration in the developments planned for Longridge.

At the point of finalising the overall number of dwellings proposed for Longridge an adjustment of 200 dwellings was proposed, this to be distributed between 9 other identified settlements within the Borough. This number was ratified during December 2011 to account for the planned development of the Ridings Depot site. Since this time subsequent applications have been made including Gladman Developments for an additional 190 units at this site, a recent application has been lodged for 10 further units at the same site as proposed by Sherwood homes, 78 additional dwellings have already been granted permission at Mosses Farm, Whittingham Lane together with the development of 14 units on Inglewhite Road, these being amongst further granted & planned applications to build dwellings bordering Longridge.

I feel strongly that the Longridge adjustment figure requires due consideration in light of the above and, although further afield, (2 miles, with Longridge being the closest town to this site) the 650 units approved for construction at the Whittingham Park site should also form part of this consideration. It is obvious that the overall number of dwellings bordering our town shall be reliant upon the resources and infrastructure of Longridge and that to not make a further allowance for this within the dwelling allocation for our town would I consider be wholly negligent.

The impact upon the services and infrastructure by the scale of developments proposed by a number of the principle contractors within Longridge and upon its borders should be given due consideration to restricting these in both size and to the type of houses required to meet local requirements

I believe as a community we recognise that a degree of new housing is required but that RVBC needs to exercise a degree of empathy when considering the impact such large scale developments and allocated housing units would have upon our community. The development of the existing brown field sites (as advised within the NPPF as being preferable to the destruction of Greenfield and Greenbelt) in and around Longridge as starter homes / retirement / affordable housing would be of real benefit to those who really need to get on the housing ladder as well as improving the aesthetics of the town itself.

I ask that you and the planning committee make their decisions based on a considered and well thought through basis.

Yours faithfully

[REDACTED]

copied & ack'd 7.7.14

PRN 8894

28th June 2014



Ribble Valley Borough Council
Examination Office
Church Walk
Clitheroe
Lancs.
BB7 2RA

For the attention of Mrs Michelle Haworth, Core Strategy Programme Officer

Dear Mrs Haworth,

In response to the recent modifications to the RVBC Core Strategy, which, fundamentally I am in agreement with, I wish to bring to your attention one point for consideration in the developments planned for Longridge.

At the point of finalising the overall number of dwellings proposed for Longridge an adjustment of 200 dwellings was proposed, this to be distributed between 9 other identified settlements within the Borough. This number was ratified during December 2011 to account for the planned development of the Ridings Depot site. Since this time subsequent applications have been made including Gladman Developments for an additional 190 units at this site, a recent application has been lodged for 10 further units at the same site as proposed by Sherwood homes, 78 additional dwellings have already been granted permission at Mosses Farm, Whittingham Lane together with the development of 14 units on Inglewhite Road, these being amongst further granted & planned applications to build dwellings bordering Longridge.

I feel strongly that the Longridge adjustment figure requires due consideration in light of the above and, although further afield, (2 miles, with Longridge being the closest town to this site) the 650 units approved for construction at the Whittingham Park site should also form part of this consideration. It is obvious that the overall number of dwellings bordering our town shall be reliant upon the resources and infrastructure of Longridge and that to not make a further allowance for this within the dwelling allocation for our town would I consider be wholly negligent.

The impact upon the services and infrastructure by the scale of developments proposed by a number of the principle contractors within Longridge and upon its borders should be given due consideration to restricting these in both size and to the type of houses required to meet local requirements

I believe as a community we recognise that a degree of new housing is required but that RVBC needs to exercise a degree of empathy when considering the impact such large scale developments and allocated housing units would have upon our community. The development of the existing brown field sites (as advised within the NPPF as being preferable to the destruction of Greenfield and Greenbelt) in and around Longridge as starter homes / retirement / affordable housing would be of real benefit to those who really need to get on the housing ladder as well as improving the aesthetics of the town itself.

I ask that you and the planning committee make their decisions based on a considered and well thought through basis.

Yours faithfully

N:

copied & ack'd 7.7.14

PRN 8895

28th June 2014



Ribble Valley Borough Council
Examination Office
Church Walk
Clitheroe
Lancs.
BB7 2RA

For the attention of Mrs Michelle Haworth, Core Strategy Programme Officer

Dear Mrs Haworth,

In response to the recent modifications to the RVBC Core Strategy, which, fundamentally I am in agreement with, I wish to bring to your attention one point for consideration in the developments planned for Longridge.

At the point of finalising the overall number of dwellings proposed for Longridge an adjustment of 200 dwellings was proposed, this to be distributed between 9 other identified settlements within the Borough. This number was ratified during December 2011 to account for the planned development of the Ridings Depot site. Since this time subsequent applications have been made including Gladman Developments for an additional 190 units at this site, a recent application has been lodged for 10 further units at the same site as proposed by Sherwood homes, 78 additional dwellings have already been granted permission at Mosses Farm, Whittingham Lane together with the development of 14 units on Inglewhite Road, these being amongst further granted & planned applications to build dwellings bordering Longridge.

I feel strongly that the Longridge adjustment figure requires due consideration in light of the above and, although further afield, (2 miles, with Longridge being the closest town to this site) the 650 units approved for construction at the Whittingham Park site should also form part of this consideration. It is obvious that the overall number of dwellings bordering our town shall be reliant upon the resources and infrastructure of Longridge and that to not make a further allowance for this within the dwelling allocation for our town would I consider be wholly negligent.

The impact upon the services and infrastructure by the scale of developments proposed by a number of the principle contractors within Longridge and upon its borders should be given due consideration to restricting these in both size and to the type of houses required to meet local requirements

I believe as a community we recognise that a degree of new housing is required but that RVBC needs to exercise a degree of empathy when considering the impact such large scale developments and allocated housing units would have upon our community. The development of the existing brown field sites (as advised within the NPPF as being preferable to the destruction of Greenfield and Greenbelt) in and around Longridge as starter homes / retirement / affordable housing would be of real benefit to those who really need to get on the housing ladder as well as improving the aesthetics of the town itself.

I ask that you and the planning committee make their decisions based on a considered and well thought through basis.

Yours faithfully


A thick, horizontal black bar redacting the signature line.

A thick, horizontal black bar redacting the signature line.

copied & ack'd 7.7.14

PRN 8896.

28th June 2014



Ribble Valley Borough Council
Examination Office
Church Walk
Clitheroe
Lancs.
BB7 2RA

For the attention of Mrs Michelle Haworth, Core Strategy Programme Officer

Dear Mrs Haworth,

In response to the recent modifications to the RVBC Core Strategy, which, fundamentally I am in agreement with, I wish to bring to your attention one point for consideration in the developments planned for Longridge.

At the point of finalising the overall number of dwellings proposed for Longridge an adjustment of 200 dwellings was proposed, this to be distributed between 9 other identified settlements within the Borough. This number was ratified during December 2011 to account for the planned development of the Ridings Depot site. Since this time subsequent applications have been made including Gladman Developments for an additional 190 units at this site, a recent application has been lodged for 10 further units at the same site as proposed by Sherwood homes, 78 additional dwellings have already been granted permission at Mosses Farm, Whittingham Lane together with the development of 14 units on Inglewhite Road, these being amongst further granted & planned applications to build dwellings bordering Longridge.

I feel strongly that the Longridge adjustment figure requires due consideration in light of the above and, although further afield, (2 miles, with Longridge being the closest town to this site) the 650 units approved for construction at the Whittingham Park site should also form part of this consideration. It is obvious that the overall number of dwellings bordering our town shall be reliant upon the resources and infrastructure of Longridge and that to not make a further allowance for this within the dwelling allocation for our town would I consider be wholly negligent.

The impact upon the services and infrastructure by the scale of developments proposed by a number of the principle contractors within Longridge and upon its borders should be given due consideration to restricting these in both size and to the type of houses required to meet local requirements

I believe as a community we recognise that a degree of new housing is required but that RVBC needs to exercise a degree of empathy when considering the impact such large scale developments and allocated housing units would have upon our community. The development of the existing brown field sites (as advised within the NPPF as being preferable to the destruction of Greenfield and Greenbelt) in and around Longridge as starter homes / retirement / affordable housing would be of real benefit to those who really need to get on the housing ladder as well as improving the aesthetics of the town itself.

I ask that you and the planning committee make their decisions based on a considered and well thought through basis.

Yours faithfully



Incomplete address
Copied 7-7-14

MRN - 8897

28th June 2014

Ribble Valley Borough Council
Examination Office
Church Walk
Clitheroe
Lancs.
BB7 2RA

[REDACTED]

For the attention of Mrs Michelle Haworth, Core Strategy Programme Officer

Dear Mrs Haworth,

In response to the recent modifications to the RVBC Core Strategy, which, fundamentally I am in agreement with, I wish to bring to your attention one point for consideration in the developments planned for Longridge.

At the point of finalising the overall number of dwellings proposed for Longridge an adjustment of 200 dwellings was proposed, this to be distributed between 9 other identified settlements within the Borough. This number was ratified during December 2011 to account for the planned development of the Ridings Depot site. Since this time subsequent applications have been made including Gladman Developments for an additional 190 units at this site, a recent application has been lodged for 10 further units at the same site as proposed by Sherwood homes, 78 additional dwellings have already been granted permission at Mosses Farm, Whittingham Lane together with the development of 14 units on Inglewhite Road, these being amongst further granted & planned applications to build dwellings bordering Longridge.

I feel strongly that the Longridge adjustment figure requires due consideration in light of the above and, although further afield, (2 miles, with Longridge being the closest town to this site) the 650 units approved for construction at the Whittingham Park site should also form part of this consideration. It is obvious that the overall number of dwellings bordering our town shall be reliant upon the resources and infrastructure of Longridge and that to not make a further allowance for this within the dwelling allocation for our town would I consider be wholly negligent.

The impact upon the services and infrastructure by the scale of developments proposed by a number of the principle contractors within Longridge and upon its borders should be given due consideration to restricting these in both size and to the type of houses required to meet local requirements

I believe as a community we recognise that a degree of new housing is required but that RVBC needs to exercise a degree of empathy when considering the impact such large scale developments and allocated housing units would have upon our community. The development of the existing brown field sites (as advised within the NPPF as being preferable to the destruction of Greenfield and Greenbelt) in and around Longridge as starter homes / retirement / affordable housing would be of real benefit to those who really need to get on the housing ladder as well as improving the aesthetics of the town itself.

I ask that you and the planning committee make their decisions based on a considered and well thought through basis.

Yours faithfully

[REDACTED]

copied & ack'd 7.7.14

PRN - 8898

28th June 2014

Ribble Valley Borough Council
Examination Office
Church Walk
Clitheroe
Lancs.
BB7 2RA

For the attention of Mrs Michelle Haworth, Core Strategy Programme Officer

Dear Mrs Haworth,

In response to the recent modifications to the RVBC Core Strategy, which, fundamentally I am in agreement with, I wish to bring to your attention one point for consideration in the developments planned for Longridge.

At the point of finalising the overall number of dwellings proposed for Longridge an adjustment of 200 dwellings was proposed, this to be distributed between 9 other identified settlements within the Borough. This number was ratified during December 2011 to account for the planned development of the Ridings Depot site. Since this time subsequent applications have been made including Gladman Developments for an additional 190 units at this site, a recent application has been lodged for 10 further units at the same site as proposed by Sherwood homes, 78 additional dwellings have already been granted permission at Mosses Farm, Whittingham Lane together with the development of 14 units on Inglewhite Road, these being amongst further granted & planned applications to build dwellings bordering Longridge.

I feel strongly that the Longridge adjustment figure requires due consideration in light of the above and, although further afield, (2 miles, with Longridge being the closest town to this site) the 650 units approved for construction at the Whittingham Park site should also form part of this consideration. It is obvious that the overall number of dwellings bordering our town shall be reliant upon the resources and infrastructure of Longridge and that to not make a further allowance for this within the dwelling allocation for our town would I consider be wholly negligent.

The impact upon the services and infrastructure by the scale of developments proposed by a number of the principle contractors within Longridge and upon its borders should be given due consideration to restricting these in both size and to the type of houses required to meet local requirements

I believe as a community we recognise that a degree of new housing is required but that RVBC needs to exercise a degree of empathy when considering the impact such large scale developments and allocated housing units would have upon our community. The development of the existing brown field sites (as advised within the NPPF as being preferable to the destruction of Greenfield and Greenbelt) in and around Longridge as starter homes / retirement / affordable housing would be of real benefit to those who really need to get on the housing ladder as well as improving the aesthetics of the town itself.

I ask that you and the planning committee make their decisions based on a considered and well thought through basis.

Yours faithfully

[Redacted signature]

[Redacted text]

[Redacted text]

[Redacted text]

no address
copied 7.7.14

PKN - 8899

28th June 2014

Ribble Valley Borough Council
Examination Office
Church Walk
Clitheroe
Lancs.
BB7 2RA

no address
for note

For the attention of Mrs Michelle Haworth, Core Strategy Programme Officer

Dear Mrs Haworth,

In response to the recent modifications to the RVBC Core Strategy, which, fundamentally I am in agreement with, I wish to bring to your attention one point for consideration in the developments planned for Longridge.

At the point of finalising the overall number of dwellings proposed for Longridge an adjustment of 200 dwellings was proposed, this to be distributed between 9 other identified settlements within the Borough. This number was ratified during December 2011 to account for the planned development of the Ridings Depot site. Since this time subsequent applications have been made including Gladman Developments for an additional 190 units at this site, a recent application has been lodged for 10 further units at the same site as proposed by Sherwood homes, 78 additional dwellings have already been granted permission at Mosses Farm, Whittingham Lane together with the development of 14 units on Inglewhite Road, these being amongst further granted & planned applications to build dwellings bordering Longridge.

I feel strongly that the Longridge adjustment figure requires due consideration in light of the above and, although further afield, (2 miles, with Longridge being the closest town to this site) the 650 units approved for construction at the Whittingham Park site should also form part of this consideration. It is obvious that the overall number of dwellings bordering our town shall be reliant upon the resources and infrastructure of Longridge and that to not make a further allowance for this within the dwelling allocation for our town would I consider be wholly negligent.

The impact upon the services and infrastructure by the scale of developments proposed by a number of the principle contractors within Longridge and upon its borders should be given due consideration to restricting these in both size and to the type of houses required to meet local requirements

I believe as a community we recognise that a degree of new housing is required but that RVBC needs to exercise a degree of empathy when considering the impact such large scale developments and allocated housing units would have upon our community. The development of the existing brown field sites (as advised within the NPPF as being preferable to the destruction of Greenfield and Greenbelt) in and around Longridge as starter homes / retirement / affordable housing would be of real benefit to those who really need to get on the housing ladder as well as improving the aesthetics of the town itself.

I ask that you and the planning committee make their decisions based on a considered and well thought through basis.

Yours faithfully

N

copied & ack'd 7-7-14

PRN - 8900

28th June 2014

Ribble Valley Borough Council
Examination Office
Church Walk
Clitheroe
Lancs.
BB7 2RA

[REDACTED]

For the attention of Mrs Michelle Haworth, Core Strategy Programme Officer

Dear Mrs Haworth,

In response to the recent modifications to the RVBC Core Strategy, which, fundamentally I am in agreement with, I wish to bring to your attention one point for consideration in the developments planned for Longridge.

At the point of finalising the overall number of dwellings proposed for Longridge an adjustment of 200 dwellings was proposed, this to be distributed between 9 other identified settlements within the Borough. This number was ratified during December 2011 to account for the planned development of the Ridings Depot site. Since this time subsequent applications have been made including Gladman Developments for an additional 190 units at this site, a recent application has been lodged for 10 further units at the same site as proposed by Sherwood homes, 78 additional dwellings have already been granted permission at Mosses Farm, Whittingham Lane together with the development of 14 units on Inglewhite Road, these being amongst further granted & planned applications to build dwellings bordering Longridge.

I feel strongly that the Longridge adjustment figure requires due consideration in light of the above and, although further afield, (2 miles, with Longridge being the closest town to this site) the 650 units approved for construction at the Whittingham Park site should also form part of this consideration. It is obvious that the overall number of dwellings bordering our town shall be reliant upon the resources and infrastructure of Longridge and that to not make a further allowance for this within the dwelling allocation for our town would I consider be wholly negligent.

The impact upon the services and infrastructure by the scale of developments proposed by a number of the principle contractors within Longridge and upon its borders should be given due consideration to restricting these in both size and to the type of houses required to meet local requirements

I believe as a community we recognise that a degree of new housing is required but that RVBC needs to exercise a degree of empathy when considering the impact such large scale developments and allocated housing units would have upon our community. The development of the existing brown field sites (as advised within the NPPF as being preferable to the destruction of Greenfield and Greenbelt) in and around Longridge as starter homes / retirement / affordable housing would be of real benefit to those who really need to get on the housing ladder as well as improving the aesthetics of the town itself.

I ask that you and the planning committee make their decisions based on a considered and well thought through basis.

Yours faithfully

[REDACTED]

[REDACTED]

copied & ack'd 7.7.14

PRN-8901

28th June 2014

Ribble Valley Borough Council
Examination Office
Church Walk
Clitheroe
Lancs.
BB7 2RA

[REDACTED]

For the attention of Mrs Michelle Haworth, Core Strategy Programme Officer

Dear Mrs Haworth,

In response to the recent modifications to the RVBC Core Strategy, which, fundamentally I am in agreement with, I wish to bring to your attention one point for consideration in the developments planned for Longridge.

At the point of finalising the overall number of dwellings proposed for Longridge an adjustment of 200 dwellings was proposed, this to be distributed between 9 other identified settlements within the Borough. This number was ratified during December 2011 to account for the planned development of the Ridings Depot site. Since this time subsequent applications have been made including Gladman Developments for an additional 190 units at this site, a recent application has been lodged for 10 further units at the same site as proposed by Sherwood homes, 78 additional dwellings have already been granted permission at Mosses Farm, Whittingham Lane together with the development of 14 units on Inglewhite Road, these being amongst further granted & planned applications to build dwellings bordering Longridge.

I feel strongly that the Longridge adjustment figure requires due consideration in light of the above and, although further afield, (2 miles, with Longridge being the closest town to this site) the 650 units approved for construction at the Whittingham Park site should also form part of this consideration. It is obvious that the overall number of dwellings bordering our town shall be reliant upon the resources and infrastructure of Longridge and that to not make a further allowance for this within the dwelling allocation for our town would I consider be wholly negligent.

The impact upon the services and infrastructure by the scale of developments proposed by a number of the principle contractors within Longridge and upon its borders should be given due consideration to restricting these in both size and to the type of houses required to meet local requirements

I believe as a community we recognise that a degree of new housing is required but that RVBC needs to exercise a degree of empathy when considering the impact such large scale developments and allocated housing units would have upon our community. The development of the existing brown field sites (as advised within the NPPF as being preferable to the destruction of Greenfield and Greenbelt) in and around Longridge as starter homes / retirement / affordable housing would be of real benefit to those who really need to get on the housing ladder as well as improving the aesthetics of the town itself.

I ask that you and the planning committee make their decisions based on a considered and well thought through basis.

Yours faithfully

[REDACTED]

copied & ack'd 7.7.14

PRN - 8902

28th June 2014

Ribble Valley Borough Council
Examination Office
Church Walk
Clitheroe
Lancs.
BB7 2RA

[REDACTED]

For the attention of Mrs Michelle Haworth, Core Strategy Programme Officer

Dear Mrs Haworth,

In response to the recent modifications to the RVBC Core Strategy, which, fundamentally I am in agreement with, I wish to bring to your attention one point for consideration in the developments planned for Longridge.

At the point of finalising the overall number of dwellings proposed for Longridge an adjustment of 200 dwellings was proposed, this to be distributed between 9 other identified settlements within the Borough. This number was ratified during December 2011 to account for the planned development of the Ridings Depot site. Since this time subsequent applications have been made including Gladman Developments for an additional 190 units at this site, a recent application has been lodged for 10 further units at the same site as proposed by Sherwood homes, 78 additional dwellings have already been granted permission at Mosses Farm, Whittingham Lane together with the development of 14 units on Inglewhite Road, these being amongst further granted & planned applications to build dwellings bordering Longridge.

I feel strongly that the Longridge adjustment figure requires due consideration in light of the above and, although further afield, (2 miles, with Longridge being the closest town to this site) the 650 units approved for construction at the Whittingham Park site should also form part of this consideration. It is obvious that the overall number of dwellings bordering our town shall be reliant upon the resources and infrastructure of Longridge and that to not make a further allowance for this within the dwelling allocation for our town would I consider be wholly negligent.

The impact upon the services and infrastructure by the scale of developments proposed by a number of the principle contractors within Longridge and upon its borders should be given due consideration to restricting these in both size and to the type of houses required to meet local requirements

I believe as a community we recognise that a degree of new housing is required but that RVBC needs to exercise a degree of empathy when considering the impact such large scale developments and allocated housing units would have upon our community. The development of the existing brown field sites (as advised within the NPPF as being preferable to the destruction of Greenfield and Greenbelt) in and around Longridge as starter homes / retirement / affordable housing would be of real benefit to those who really need to get on the housing ladder as well as improving the aesthetics of the town itself.

I ask that you and the planning committee make their decisions based on a considered and well thought through basis.

Yours faithfully

[REDACTED]

[REDACTED]

Copied & ack'd 7.7.14

PRV - 8903

28th June 2014

Ribble Valley Borough Council
Examination Office
Church Walk
Clitheroe
Lancs.
BB7 2RA

[REDACTED]
[REDACTED]
[REDACTED]

For the attention of Mrs Michelle Haworth, Core Strategy Programme Officer

Dear Mrs Haworth,

In response to the recent modifications to the RVBC Core Strategy, which, fundamentally I am in agreement with, I wish to bring to your attention one point for consideration in the developments planned for Longridge.

At the point of finalising the overall number of dwellings proposed for Longridge an adjustment of 200 dwellings was proposed, this to be distributed between 9 other identified settlements within the Borough. This number was ratified during December 2011 to account for the planned development of the Ridings Depot site. Since this time subsequent applications have been made including Gladman Developments for an additional 190 units at this site, a recent application has been lodged for 10 further units at the same site as proposed by Sherwood homes, 78 additional dwellings have already been granted permission at Mosses Farm, Whittingham Lane together with the development of 14 units on Inglewhite Road, these being amongst further granted & planned applications to build dwellings bordering Longridge.

I feel strongly that the Longridge adjustment figure requires due consideration in light of the above and, although further afield, (2 miles, with Longridge being the closest town to this site) the 650 units approved for construction at the Whittingham Park site should also form part of this consideration. It is obvious that the overall number of dwellings bordering our town shall be reliant upon the resources and infrastructure of Longridge and that to not make a further allowance for this within the dwelling allocation for our town would I consider be wholly negligent.

The impact upon the services and infrastructure by the scale of developments proposed by a number of the principle contractors within Longridge and upon its borders should be given due consideration to restricting these in both size and to the type of houses required to meet local requirements

I believe as a community we recognise that a degree of new housing is required but that RVBC needs to exercise a degree of empathy when considering the impact such large scale developments and allocated housing units would have upon our community. The development of the existing brown field sites (as advised within the NPPF as being preferable to the destruction of Greenfield and Greenbelt) in and around Longridge as starter homes / retirement / affordable housing would be of real benefit to those who really need to get on the housing ladder as well as improving the aesthetics of the town itself.

I ask that you and the planning committee make their decisions based on a considered and well thought through basis.

Yours faithfully

[REDACTED]
[REDACTED]
[REDACTED]

copied and ack'd 7.7.14

PRN-8904

28th June 2014

Ribble Valley Borough Council
Examination Office
Church Walk
Clitheroe
Lancs.
BB7 2RA

[REDACTED]

For the attention of Mrs Michelle Haworth, Core Strategy Programme Officer

Dear Mrs Haworth,

In response to the recent modifications to the RVBC Core Strategy, which, fundamentally I am in agreement with, I wish to bring to your attention one point for consideration in the developments planned for Longridge.

At the point of finalising the overall number of dwellings proposed for Longridge an adjustment of 200 dwellings was proposed, this to be distributed between 9 other identified settlements within the Borough. This number was ratified during December 2011 to account for the planned development of the Ridings Depot site. Since this time subsequent applications have been made including Gladman Developments for an additional 190 units at this site, a recent application has been lodged for 10 further units at the same site as proposed by Sherwood homes, 78 additional dwellings have already been granted permission at Mosses Farm, Whittingham Lane together with the development of 14 units on Inglewhite Road, these being amongst further granted & planned applications to build dwellings bordering Longridge.

I feel strongly that the Longridge adjustment figure requires due consideration in light of the above and, although further afield, (2 miles, with Longridge being the closest town to this site) the 650 units approved for construction at the Whittingham Park site should also form part of this consideration. It is obvious that the overall number of dwellings bordering our town shall be reliant upon the resources and infrastructure of Longridge and that to not make a further allowance for this within the dwelling allocation for our town would I consider be wholly negligent.

The impact upon the services and infrastructure by the scale of developments proposed by a number of the principle contractors within Longridge and upon its borders should be given due consideration to restricting these in both size and to the type of houses required to meet local requirements

I believe as a community we recognise that a degree of new housing is required but that RVBC needs to exercise a degree of empathy when considering the impact such large scale developments and allocated housing units would have upon our community. The development of the existing brown field sites (as advised within the NPPF as being preferable to the destruction of Greenfield and Greenbelt) in and around Longridge as starter homes / retirement / affordable housing would be of real benefit to those who really need to get on the housing ladder as well as improving the aesthetics of the town itself.

I ask that you and the planning committee make their decisions based on a considered and well thought through basis.

Yours faithfully

[REDACTED]

[REDACTED]

Copied & ack'd 7.7.14

PRN 8905

28th June 2014

[REDACTED]

Ribble Valley Borough Council
Examination Office
Church Walk
Clitheroe
Lancs.
BB7 2RA

For the attention of Mrs Michelle Haworth, Core Strategy Programme Officer

Dear Mrs Haworth,

In response to the recent modifications to the RVBC Core Strategy, which, fundamentally I am in agreement with, I wish to bring to your attention one point for consideration in the developments planned for Longridge.

At the point of finalising the overall number of dwellings proposed for Longridge an adjustment of 200 dwellings was proposed, this to be distributed between 9 other identified settlements within the Borough. This number was ratified during December 2011 to account for the planned development of the Ridings Depot site. Since this time subsequent applications have been made including Gladman Developments for an additional 190 units at this site, a recent application has been lodged for 10 further units at the same site as proposed by Sherwood homes, 78 additional dwellings have already been granted permission at Mosses Farm, Whittingham Lane together with the development of 14 units on Inglewhite Road, these being amongst further granted & planned applications to build dwellings bordering Longridge.

I feel strongly that the Longridge adjustment figure requires due consideration in light of the above and, although further afield, (2 miles, with Longridge being the closest town to this site) the 650 units approved for construction at the Whittingham Park site should also form part of this consideration. It is obvious that the overall number of dwellings bordering our town shall be reliant upon the resources and infrastructure of Longridge and that to not make a further allowance for this within the dwelling allocation for our town would I consider be wholly negligent.

The impact upon the services and infrastructure by the scale of developments proposed by a number of the principle contractors within Longridge and upon its borders should be given due consideration to restricting these in both size and to the type of houses required to meet local requirements

I believe as a community we recognise that a degree of new housing is required but that RVBC needs to exercise a degree of empathy when considering the impact such large scale developments and allocated housing units would have upon our community. The development of the existing brown field sites (as advised within the NPPF as being preferable to the destruction of Greenfield and Greenbelt) in and around Longridge as starter homes / retirement / affordable housing would be of real benefit to those who really need to get on the housing ladder as well as improving the aesthetics of the town itself.

I ask that you and the planning committee make their decisions based on a considered and well thought through basis.

Yours faithfully

[REDACTED]

copied tached 8/7/14

PRN 8931

Philip Dagnall

From: Michelle Haworth
Sent: 08 July 2014 10:24
To: Philip Dagnall
Subject: FW: Response to consultation

Michelle Haworth
Principal Policy and Performance Officer
Ribble Valley Borough Council
Church Walk
Clitheroe
Lancashire
BB7 2RA

Tel: 01200 414421
Fax: 01200 414488
Email: michelle.haworth@ribblevalley.gov.uk

Want to get involved in local decision-making?
Have a look at our new [Feedback](#) website.

From: [REDACTED]
Sent: 06 July 2014 22:00
To: Michelle Haworth
Subject: Response to consultation

Dear Mrs Haworth

**CONSULTATION RESPONSE TO Main Modifications to Submitted Core Strategy
July 2014**

Overview:

Longridge has a unique combination of steep topography leading towards a flat plateau, a triangular town centre structure and a geographic location straddling RVBC and PCC across the Savick Brook.

Although Longridge is identified as a principal settlement within the Ribble Valley it has stronger social and economic links with the City of Preston and further afield towards Greater Manchester. Out-commuting from Longridge is almost exclusively westward toward the M6 rather than eastward within Ribble Valley. Similarly it attracts those seeking shops and services from a relatively narrow

08/07/2014

area.

HOUSING ALLOCATION

The housing allocation is inappropriately large for the settlement of Longridge, given its closer proximity in strategic terms to Blackburn and, more particularly, Preston.

Whilst recognising the Longridge Adjustment - to reflect the Whittingham Hospital development allowed on appeal - this appears to be a one-off arrangement that would ignore further growth close to the district boundaries, within Preston in particular.

It cannot be assumed that Preston would avoid any further growth at this and other sites proximate to and dependent upon the shops, services and infrastructure of Longridge; particularly as their housing land supply is already seriously constrained.

Therefore such development will impose further pressures on Longridge which will not be taken into account in the future. In essence Longridge could be overburdened by the demands placed upon it from housing growth within the adjoining local authority areas yet still be required to satisfy its full quota of housing for Ribble Valley with no opportunity to readjust the overall provision.

The evident risk is that Longridge will transition from a self supporting and potentially sustainable settlement to a role simply as a dormitory town for Preston and Blackburn. A situation which is already in embryo.

The potential requirement for further housing construction in the medium term can be met by extensions to sites that already have planning permission. This does not appear to have been taken into account in the assessment of future supply.

The long term demand can only be judged once a significant proportion of the medium term housing is built and sold - current market demands for Longridge show that there are a significant number of houses for sale. In a recent development Cromwell Fields, Dilworth Lane area sales have stalled and the site is only around half sold. The current development at Romans Crossing, Preston Road remains with only one house sold to date.

ECONOMIC DEVELOPMENT

By virtue of the topographical constraints of the town, land for employment purposes is also at a premium. Economically viable opportunities are limited by relatively poor road access and the ready availability of premises on substantial, better accessed and well established business parks and industrial estates on the outskirts of Blackburn and Preston. It is likely that employment land will fall to be used for future housing, further reinforcing out-commuting for work.

INFRASTRUCTURE

The proposed allocation will already place unreasonable pressure on the available capacity of the social and physical infrastructure of the Town, such that significant additional development will be required to meet these future needs.

Before any further development commences Longridge needs a defined infrastructure reinforcement plan to ensure the functionality of the existing services for those who are currently served before any further development pressures can be placed on the settlement.

CONCLUSIONS

In similar manner to Barrow – where specific provisions have been applied to reflect local circumstances - Longridge is in a different situation to Clitheroe and Whalley, being more readily open to influences from neighbouring authorities. As such a more balanced approach is required in assessing its future ability to accommodate development.

To avoid Longridge simply becoming another dormitory settlement for Prston-bound commuter traffic, future growth in Longridge needs to anticipate and properly reflect the evident pressures that are already beginning to be placed on it that are outside of the control of RVBC.

Longridge's future should progress through natural homogeneity in development growth that mitigates the impacts that are made by that growth; such as increased car travel, pressure on schools, accessibility to a wide range of shops, access to physical infrastructure connections, demands for better connectivity to motorways, and appropriateness of land for development balanced against loss of amenity.

It is contended that the Longridge Adjustment should be a continuing process capable of reflecting material changes that occur outwith RVBC but which nevertheless have a direct bearing upon Longridge in housing terms.

REPRESENTATIONS REGARDING MAIN MODIFICATIONS

MM1-6 and MM21 and 25 Key Statement DS1

Add in to the key statement:

In allocating development the Council will have regard to the future housing and employment land allocations and planning permissions promulgated by adjoining authorities that have a direct influence and place additional pressures upon Longridge.

MM7 – Page 41 Para 4.11

Support proposed modification.

MM8 – Para 4.11 - Table

Within the table against Longridge 633 add a footnote as follows:

Which shall be adjusted downward pro-rata to reflect any additional development within Preston Borough that impacts upon Longridge.

MM13 – Page 57 Para 6.4

Support proposed modification.

MM16 – Para 15.2 – Table

Within the table against Longridge 633 add a footnote as follows:

Which shall be adjusted downward pro-rata to reflect any additional development within Preston Borough that impacts upon Longridge.



*copied + added 8/7/14
as with leader
of 7/7/14*

PRN 8646

Mrs Michelle Haworth
Examination Office
Council Offices, Ribble Valley Borough Council,
Church Walk,
Clitheroe,
BB7 2RA

4th July 2014

Dear Mrs Haworth

CONSULTATION RESPONSE TO Main Modifications to Submitted Core Strategy July 2014

Overview:

Longridge has a unique combination of steep topography leading towards a flat plateau, a triangular town centre structure and a geographic location straddling RVBC and PCC across the Savick Brook.

Although Longridge is identified as a principal settlement within the Ribble Valley it has stronger social and economic links with the City of Preston and further afield towards Greater Manchester. Out-commuting from Longridge is almost exclusively westward toward the M6 rather than eastward within Ribble Valley. Similarly it attracts those seeking shops and services from a relatively narrow area.

HOUSING ALLOCATION

The housing allocation is inappropriately large for the settlement of Longridge, given its closer proximity in strategic terms to Blackburn and, more particularly, Preston.

Whilst recognising the Longridge Adjustment - to reflect the Whittingham Hospital development allowed on appeal - this appears to be a one-off arrangement that would ignore further growth close to the district boundaries, within Preston in particular.

It cannot be assumed that Preston would avoid any further growth at this and other sites proximate to and dependent upon the shops, services and infrastructure of Longridge; particularly as their housing land supply is already seriously constrained.

Therefore such development will impose further pressures on Longridge which will not be taken into account in the future. In essence Longridge could be overburdened by the demands placed upon it from housing growth within the adjoining local authority areas yet still be required to satisfy its full quota of housing for Ribble Valley with no opportunity to readjust the overall provision.

The evident risk is that Longridge will transition from a self supporting and potentially sustainable settlement to a role simply as a dormitory town for Preston and Blackburn. A situation which is already in embryo.

The potential requirement for further housing construction in the medium term can be met by extensions to sites that already have planning permission. This does not appear to have been taken into account in the assessment of future supply.

The long term demand can only be judged once a significant proportion of the medium term housing is built and sold - current market demands for Longridge show that there are a significant number of houses for sale. In a recent development Cromwell Fields, Dilworth Lane area sales have stalled and the site is only around half sold. The current

development at Romans Crossing, Preston Road remains with only one house sold to date.

ECONOMIC DEVELOPMENT

By virtue of the topographical constraints of the town, land for employment purposes is also at a premium. Economically viable opportunities are limited by relatively poor road access and the ready availability of premises on substantial, better accessed and well established business parks and industrial estates on the outskirts of Blackburn and Preston. It is likely that employment land will fail to be used for future housing, further reinforcing out-commuting for work.

INFRASTRUCTURE

The proposed allocation will already place unreasonable pressure on the available capacity of the social and physical infrastructure of the Town, such that significant additional development will be required to meet these future needs.

Before any further development commences Longridge needs a defined infrastructure reinforcement plan to ensure the functionality of the existing services for those who are currently served before any further development pressures can be placed on the settlement.

CONCLUSIONS

In similar manner to Barrow – where specific provisions have been applied to reflect local circumstances - Longridge is in a different situation to Clitheroe and Whalley, being more readily open to influences from neighbouring authorities. As such a more balanced approach is required in assessing its future ability to accommodate development.

To avoid Longridge simply becoming another dormitory settlement for Preston-bound commuter traffic, future growth in Longridge needs to anticipate and properly reflect the evident pressures that are already beginning to be placed on it that are outside of the control of RVBC.

Longridge's future should progress through natural homogeneity in development growth that mitigates the impacts that are made by that growth; such as increased car travel, pressure on schools, accessibility to a wide range of shops, access to physical infrastructure connections, demands for better connectivity to motorways, and appropriateness of land for development balanced against loss of amenity.

It is contended that the Longridge Adjustment should be a continuing process capable of reflecting material changes that occur outwith RVBC but which nevertheless have a direct bearing upon Longridge in housing terms.

REPRESENTATIONS REGARDING MAIN MODIFICATIONS

MM1-6 and MM21 and 25 Key Statement DS1

Add in to the key statement:

In allocating development the Council will have regard to the future housing and employment land allocations and planning permissions promulgated by adjoining authorities that have a direct influence and place additional pressures upon Longridge.

copied radid 7/7/14

PRN - 7043

Philip Dagnall

From: Colin Hirst
Sent: 07 July 2014 11:17
To: Philip Dagnall
Subject: FW: Core Strategy Consultation Submission

Follow Up Flag: Follow up
Flag Status: Red

Attachments: 140707 Core Strategy Consultation Submission.docx; Screen Shot 2014-06-28 at 01.52.20.png



140707 Core Strategy Consultat...014-06-28 at 01.5..

response

Colin Hirst
Head of Regeneration & Housing
Ribble Valley Borough Council
01200 414503

-----Original Message-----

From: [REDACTED]
Sent: 07 July 2014 10:28
To: Colin Hirst
Subject: Core Strategy Consultation Submission

Colin,

Please find attached my response to the latest consultation.

If Simon Berkeley continues to contend that the numbers that RVBC are recommending are insufficient, I will push for a Judicial Review of the role of NLP Planning, who in my view have already over-estimated the housing requirement for the Borough. It seem no coincidence that they have a number of large housing developers as existing clients, and as such I believe these housing developers who are seeking to increase the land available for development such as Taylor Wimpey are receiving excessive opportunity to make representations to RVBC throughout the Core Strategy Consultations. Ultimately the implemented Core Strategy should be one that has come about democratically, without signs of bias towards those with short term business interests.

Please could acknowledgement of satisfactory receipt of this email and attachment be given.

Kind regards,

[REDACTED]



Colin Hirst,
Core Strategy Response,
Ribble Valley Borough Council,
Church Walk,
Clitheroe

A MEMBER OF THE LONGRIDGE ACTION GROUP

CONSULTATION RESPONSE TO Main Modifications to Submitted Core Strategy July 2014

Overview:

Longridge has a unique combination of steep topography leading towards a flat plateau, a triangular town centre structure and a geographic location straddling RVBC and PCC across the Savick Brook.

Although Longridge is identified as a principal settlement within the Ribble Valley it has stronger social and economic links with the City of Preston and further afield towards Greater Manchester. Out-commuting from Longridge is almost exclusively westward toward the M6 rather than eastward within Ribble Valley. Similarly it attracts those seeking shops and services from a relatively narrow area.

HOUSING ALLOCATION

The housing allocation is inappropriately large for the settlement of Longridge, given its closer proximity in strategic terms to Blackburn and, more particularly, Preston.

Whilst recognising the Longridge Adjustment - to reflect the Whittingham Hospital development allowed on appeal - this appears to be a one-off arrangement that would ignore further growth close to the district boundaries, within Preston in particular.

It cannot be assumed that Preston would avoid any further growth at this and other sites proximate to and dependent upon the shops, services and infrastructure of Longridge; particularly as their housing land supply is already seriously constrained.

Therefore such development will impose further pressures on Longridge which will not be taken into account in the future. In essence Longridge could be overburdened by the demands placed upon it from housing growth within the adjoining local authority areas yet still be required to satisfy its full quota of housing for Ribble Valley with no opportunity to readjust the overall provision.

The evident risk is that Longridge will transition from a self supporting and potentially sustainable settlement to a role simply as a dormitory town for Preston and Blackburn. A situation which is already in embryo.

The potential requirement for further housing construction in the medium term can be met by extensions to sites that already have planning permission. This does not appear to have been taken into account in the assessment of future supply.

The long term demand can only be judged once a significant proportion of the medium term housing is built and sold – current market demands for Longridge show that there are a significant number of houses for sale. In a recent development in the Dilworth Lane area *Cromwell Fields* sales have stalled and the site is only around half sold.

ECONOMIC DEVELOPMENT

By virtue of the topographical constraints of the town, land for employment purposes is also at a premium. Economically viable opportunities are limited by relatively poor road access and the ready availability of premises on substantial, better accessed and well established business parks and industrial estates on the outskirts of Blackburn and Preston. It is likely that employment land will fall to be used for future housing, further reinforcing out-commuting for work.

INFRASTRUCTURE

The proposed allocation will already place unreasonable pressure on the available capacity of the social and physical infrastructure of the Town, such that significant additional development will be required to meet these future needs.

Before any further development commences Longridge needs a defined infrastructure reinforcement plan to ensure the functionality of the existing services for those who are currently served before any further development pressures can be placed on the settlement.

CONCLUSIONS

In similar manner to Barrow – where specific provisions have been applied to reflect local circumstances - Longridge is in a different situation to Clitheroe and Whalley, being more readily open to influences from neighbouring authorities. As such a more balanced approach is required in assessing its future ability to accommodate development.

To avoid Longridge simply becoming another dormitory settlement for Preston-bound commuter traffic, future growth in Longridge needs to anticipate and properly reflect the evident pressures that are already beginning to be placed on it that are outside of the control of RVBC.

Longridge's future should progress through natural homogeneity in development growth that mitigates the impacts that are made by that growth; such as increased car travel, pressure on schools, accessibility to a wide range of shops, access to physical infrastructure connections, demands for better connectivity to motorways, and appropriateness of land for development balanced against loss of amenity.

It is contended that the Longridge Adjustment should be a continuing process capable of reflecting material changes that occur outwith RVBC but which nevertheless have a direct bearing upon Longridge in housing terms.

REPRESENTATIONS REGARDING MAIN MODIFICATIONS

MM1-6 and MM21 and 25 Key Statement DS1

Add in to the key statement:

In allocating development the Council will have regard to the future housing and employment land allocations and planning permissions promulgated by adjoining authorities that have a direct influence and place additional pressures upon Longridge.

MM7 – Page 41 Para 4.11

Support proposed modification.

MM8 – Para 4.11 - Table

Within the table against Longridge 633 add a footnote as follows:

Which shall be adjusted downward pro-rata to reflect any additional development within Preston Borough that impacts upon Longridge.

MM13 – Page 57 Para 6.4

Support proposed modification.

MM16 – Para 15.2 – Table

Within the table against Longridge 633 add a footnote as follows:

Which shall be adjusted downward pro-rata to reflect any additional development within Preston Borough that impacts upon Longridge.

Longridge Action Group
July 2014

addition to
had my ~~private~~
prev. submission by

PRN 8778

To Colin Hirst, Core Strategy Response , Ribble Valley Borough Council ,Church Walk,
Clitheroe, Lancs

From: [REDACTED]

A MEMBER OF THE LONGRIDGE ACTION GROUP

CONSULTATION RESPONSE TO Main Modifications to Submitted Core Strategy July 2014

Overview:

Longridge has a unique combination of steep topography leading towards a flat plateau, a triangular town centre structure and a geographic location straddling RVBC and PCC across the Savick Brook.

Although Longridge is identified as a principal settlement within the Ribble Valley it has stronger social and economic links with the City of Preston and further afield towards Greater Manchester. Out-commuting from Longridge is almost exclusively westward toward the M6 rather than eastward within Ribble Valley. Similarly it attracts those seeking shops and services from a relatively narrow area.

HOUSING ALLOCATION

The housing allocation is inappropriately large for the settlement of Longridge, given its closer proximity in strategic terms to Blackburn and, more particularly, Preston.

Whilst recognising the Longridge Adjustment - to reflect the Whittingham Hospital development allowed on appeal - this appears to be a one-off arrangement that would ignore further growth close to the district boundaries, within Preston in particular.

It cannot be assumed that Preston would avoid any further growth at this and other sites proximate to and dependent upon the shops, services and infrastructure of Longridge; particularly as their housing land supply is already seriously constrained.

Therefore such development will impose further pressures on Longridge which will not be taken into account in the future. In essence Longridge could be overburdened by the demands placed upon it from housing growth within the adjoining local authority areas yet still be required to satisfy its full quota of housing for Ribble Valley with no opportunity to readjust the overall provision.

The evident risk is that Longridge will transition from a self supporting and potentially sustainable settlement to a role simply as a dormitory town for Preston and Blackburn. A situation which is already in embryo.

The potential requirement for further housing construction in the medium term can be met by extensions to sites that already have planning permission. This does not appear to have been taken into account in the assessment of future supply.

The long term demand can only be judged once a significant proportion of the medium term housing is built and sold - current market demands for Longridge show that there are a significant number of houses for sale. In a recent development in the Dilworth Lane area *Cromwell Fields* sales have stalled and the site is only around half sold.

ECONOMIC DEVELOPMENT

By virtue of the topographical constraints of the town, land for employment purposes is also at a premium. Economically viable opportunities are limited by relatively poor road access and the ready availability of premises on substantial, better accessed and well established business parks and industrial estates on the outskirts of Blackburn and Preston. It is likely that employment land will fail to be used for future housing, further reinforcing out-commuting for work.

INFRASTRUCTURE

The proposed allocation will already place unreasonable pressure on the available capacity of the social and physical infrastructure of the Town, such that significant additional development will be required to meet these future needs.

Before any further development commences Longridge needs a defined infrastructure reinforcement plan to ensure the functionality of the existing services for those who are currently served before any further development pressures can be placed on the settlement.

CONCLUSIONS

In similar manner to Barrow – where specific provisions have been applied to reflect local circumstances - Longridge is in a different situation to Clitheroe and Whalley, being more readily open to influences from neighbouring authorities. As such a more balanced approach is required in assessing its future ability to accommodate development.

To avoid Longridge simply becoming another dormitory settlement for Preston-bound commuter traffic, future growth in Longridge needs to anticipate and properly reflect the evident pressures that are already beginning to be placed on it that are outside of the control of RVBC.

Longridge's future should progress through natural homogeneity in development growth that mitigates the impacts that are made by that growth; such as increased car travel, pressure on schools, accessibility to a wide range of shops, access to physical infrastructure connections, demands for better connectivity to motorways, and appropriateness of land for development balanced against loss of amenity.

It is contended that the Longridge Adjustment should be a continuing process capable of reflecting material changes that occur outwith RVBC but which nevertheless have a direct bearing upon Longridge in housing terms.

REPRESENTATIONS REGARDING MAIN MODIFICATIONS

MM1-6 and MM21 and 25 Key Statement DS1

Add in to the key statement:

In allocating development the Council will have regard to the future housing and employment land allocations and planning permissions promulgated by adjoining authorities that have a direct influence and place additional pressures upon Longridge.

Support proposed modification.

MM8 - Para 4.11 - Table

Within the table against Longridge 633 add a footnote as follows:

Which shall be adjusted downward pro-rata to reflect any additional development within Preston Borough that impacts upon Longridge.

MM13 - Page 57 Para 6.4

Support proposed modification.

MM16 - Para 15.2 - Table

Within the table against Longridge 633 add a footnote as follows:

Which shall be adjusted downward pro-rata to reflect any additional development within Preston Borough that impacts upon Longridge.



**Longridge Action Group
July 2014**

hard copy ~~of the~~ ^{additions to}
pre submission

PRN 8777

To Colin Hirst, Core Strategy Response , Ribble Valley Borough Council , Church Walk, Clitheroe Lancs

From: [REDACTED]

A MEMBER OF THE LONGRIDGE ACTION GROUP

CONSULTATION RESPONSE TO Main Modifications to Submitted Core Strategy July 2014

Overview:

Longridge has a unique combination of steep topography leading towards a flat plateau, a triangular town centre structure and a geographic location straddling RVBC and PCC across the Savick Brook.

Although Longridge is identified as a principal settlement within the Ribble Valley it has stronger social and economic links with the City of Preston and further afield towards Greater Manchester. Out-commuting from Longridge is almost exclusively westward toward the M6 rather than eastward within Ribble Valley. Similarly it attracts those seeking shops and services from a relatively narrow area.

HOUSING ALLOCATION

The housing allocation is inappropriately large for the settlement of Longridge, given its closer proximity in strategic terms to Blackburn and, more particularly, Preston.

Whilst recognising the Longridge Adjustment - to reflect the Whittingham Hospital development allowed on appeal - this appears to be a one-off arrangement that would ignore further growth close to the district boundaries, within Preston in particular.

It cannot be assumed that Preston would avoid any further growth at this and other sites proximate to and dependent upon the shops, services and infrastructure of Longridge; particularly as their housing land supply is already seriously constrained.

Therefore such development will impose further pressures on Longridge which will not be taken into account in the future. In essence Longridge could be overburdened by the demands placed upon it from housing growth within the adjoining local authority areas yet still be required to satisfy its full quota of housing for Ribble Valley with no opportunity to readjust the overall provision.

The evident risk is that Longridge will transition from a self supporting and potentially sustainable settlement to a role simply as a dormitory town for Preston and Blackburn. A situation which is already in embryo.

The potential requirement for further housing construction in the medium term can be met by extensions to sites that already have planning permission. This does not appear to have been taken into account in the assessment of future supply.

The long term demand can only be judged once a significant proportion of the medium term housing is built and sold - current market demands for Longridge show that there are a significant number of houses for sale. In a recent development in the Dilworth Lane area *Cromwell Fields* sales have stalled and the site is only around half sold.

ECONOMIC DEVELOPMENT

By virtue of the topographical constraints of the town, land for employment purposes is also at a premium. Economically viable opportunities are limited by relatively poor road access and the ready availability of premises on substantial, better accessed and well established business parks and industrial estates on the outskirts of Blackburn and Preston. It is likely that employment land will fall to be used for future housing, further reinforcing out-commuting for work.

INFRASTRUCTURE

The proposed allocation will already place unreasonable pressure on the available capacity of the social and physical infrastructure of the Town, such that significant additional development will be required to meet these future needs.

Before any further development commences Longridge needs a defined infrastructure reinforcement plan to ensure the functionality of the existing services for those who are currently served before any further development pressures can be placed on the settlement.

CONCLUSIONS

In similar manner to Barrow – where specific provisions have been applied to reflect local circumstances - Longridge is in a different situation to Clitheroe and Whalley, being more readily open to influences from neighbouring authorities. As such a more balanced approach is required in assessing its future ability to accommodate development.

To avoid Longridge simply becoming another dormitory settlement for Preston-bound commuter traffic, future growth in Longridge needs to anticipate and properly reflect the evident pressures that are already beginning to be placed on it that are outside of the control of RVBC.

Longridge's future should progress through natural homogeneity in development growth that mitigates the impacts that are made by that growth; such as increased car travel, pressure on schools, accessibility to a wide range of shops, access to physical infrastructure connections, demands for better connectivity to motorways, and appropriateness of land for development balanced against loss of amenity.

It is contended that the Longridge Adjustment should be a continuing process capable of reflecting material changes that occur outwith RVBC but which nevertheless have a direct bearing upon Longridge in housing terms.

REPRESENTATIONS REGARDING MAIN MODIFICATIONS

MM1-6 and MM21 and 25 Key Statement DS1

Add in to the key statement:

In allocating development the Council will have regard to the future housing and employment land allocations and planning permissions promulgated by adjoining authorities that have a direct influence and place additional pressures upon Longridge.

Support proposed modification.

MM8 – Para 4.11 - Table

Within the table against Longridge 633 add a footnote as follows:

Which shall be adjusted downward pro-rata to reflect any additional development within Preston Borough that impacts upon Longridge.

MM13 – Page 57 Para 6.4

Support proposed modification.

MM16 – Para 15.2 – Table

Within the table against Longridge 633 add a footnote as follows:

Which shall be adjusted downward pro-rata to reflect any additional development within Preston Borough that impacts upon Longridge.



**Longridge Action Group
July 2014**

copied + dated 7/7/14

PRN 8823



Ribble Valley Borough Council

Examination Office

Church Walk

Clitheroe

BB7 2RA

For the attention of Mrs Michelle Haworth, Core Strategy Programme Officer

Dear Mrs Haworth,

We wish to make our observations known. The Core Strategy is to build 633 houses only over the next 14 years. We can fundamentally be in agreement to this provided that, the Council makes provision for the increase in population which will necessitate more places in schools or even a new school, more health centres, dentists and nursery provision, improved parking and improved transport and highway maintenance and facilities. 633 houses could increase the population of Longridge by an average 2×633 adults = 1,266 adults and on average 2.2 children $\times 663 = 1,458.60$ children as well as on average 2×633 cars = 1,266 cars.

We feel strongly that the size of developments should be restricted and provision within these developments should be made for the elderly residents of Longridge and for the young prospective house buyers who actually live with their parents at the moment in Longridge now and in the future not simply for other people to move into the town or surrounding areas, thus diminishing the available services, school places, health and dental appointments available,

We object to the over development of Longridge and surrounding Greenfield areas.

In Whittingham 650 units have been approved which in itself will have a major impact on Longridge as regards the infrastructure and services mentioned above and it appears that other major companies are rushing to try and gain planning permission for large numbers of houses in and around Longridge. Taylor Wimpey 250, Gladmans 190 78 at Mosses Farm, 14 Inglewhite Road, etc This cannot and should not be granted. The drains, educational facilities, highways are not able to sustain this amount of development and it will therefore be wholly detrimental to the health, safety education and community life of all residents in Longridge and its surrounding area. Roads are collapsing into major potholes now, drains are overflowing with sewage and effluence now in two or three major areas in Longridge and have been reported on numerous occasions however, no real action has been taken to improve the antiquated collapsing drainage system in Longridge, Doctors are overwhelmed with patients now. Traffic is causing congestion now. There is 1 car Park owned by Booths and a small one near the Health centre insufficient now. Schools are virtually full now. Oh yes LCC say they will always provide education but this could end up being in Preston where schools are not full. This would deprive the Longridge community of the right to have their children educated in the town where they live due to over development.



It is imperative that enough thought planning and provision is made for an increase in services i.e. educational, health ,dental and that the highway maintenance and provision along with drainage (for health and safety reasons) should be improved first , before any further applications for planning permission are granted.

Anyone who has properly assessed the area for the increase in the volume of traffic, number of people requiring health services, schools, dental services and utility services for the 633 houses agreed over 14 years, can see that this is going to be unsustainable without the input of more infrastructure and services to support it. Longridge will become a grid locked, educationally starved and an unhealthy place to live in and it will be the original community of Longridge and our families who will suffer.

We hope that you appreciate our considered concerns for the village, now a town that my wife was born in and we as a couple have lived in for 34years. A town, where our children and grand children now live. A town, that is going to lose the carbon absorbing beauty which helps diminish the affects of global warming, as well as the wild life which has always surrounded it and made it the community that it is.

We ask that you and the Planning Committee make any decisions based on the sustainability of a Community, not its eventual collapse and destruction. We ask you and the Planning Committee, to ensure that all planning applications are looked at taking into account first, the impact it will have on the community particularly with regards to the specific areas that we have strongly highlighted in this letter.

Yours sincerely



[REDACTED]

[REDACTED]

Longridge

20/5/14

Re Core Strategy final consultation – responses for HM Inspector

Please find my response to be forwarded to the inspecting officer contained within

Thankyou

[REDACTED]

Ack'd by post & copied
3/6/14

CHIEF OF POLICE

23 MAY 2014

[REDACTED]

20/5/2014

Response to RVBC Core Strategy Final Consultation

Sir/Madam

My response is in relation to the above strategy and in particular one part- that of the Longridge adjustment of 200 houses.

This adjustment was granted because of a geographical border between RVBC and The City of Preston, whom also recognised Longridge as a service centre.

The adjustment has not changed since the original draft; however the number of houses on the CoP side has grown.

Map A Attached shows Longridge in relation to the CoP.

Map B Shows the current applications both passed and pending.

In Short the CoP has passed thus far 312 Units, with a pending application for another 190, In addition a nursing home in the region of 60 units has been passed.

This equates to 502 Units plus a nursing home of 60, well exceeding the amount of 200 for the Longridge adjustment.

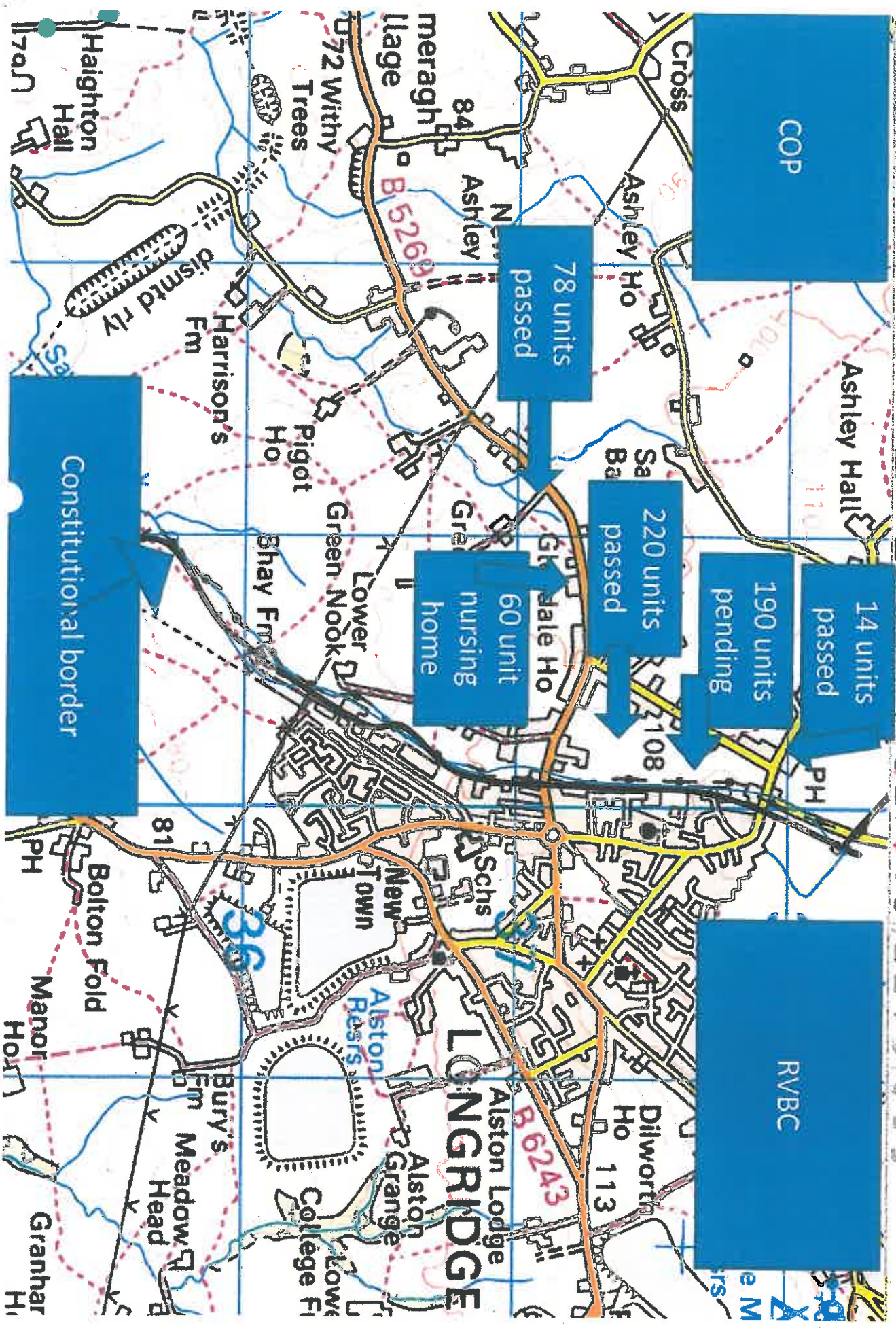
If one adds this to the final RVBC strategy target of 1160 you will have 1662 units, minus RVBC adjustment of 200 = 1462 plus a nursing home placed on Longridge.

I do not believe that part of the strategy has been looked at in detail, and wish you give it your upmost consideration

Many Thanks

[REDACTED]

1:50,000 100%



MAP A

co.uk/news/53796529/...-26322627-122

Latest Headlines O2 Priority Events

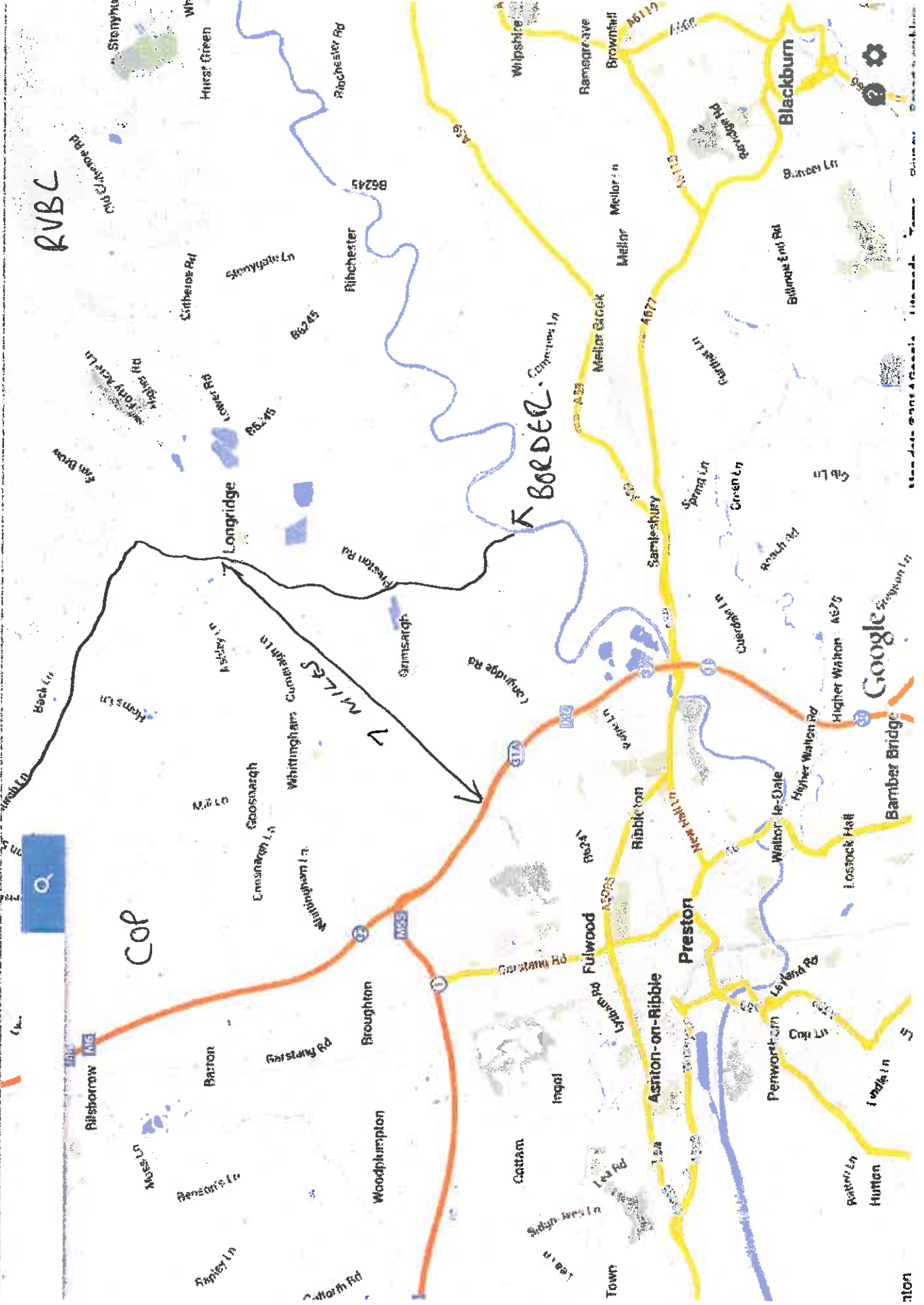


RVBC

COP

7 MILES

BORDER



Google

ation

ack'd } 3/6/14.
copied }

Joanne Macholc

From: [REDACTED]
Sent: 31 May 2014 16:42
To: Post Hearings
Subject: Core Strategy and Building proposals.

Follow Up Flag: Follow up
Flag Status: Completed

I write once again to express concern regarding proposed building in and around the Longridge area. We apparently have to accept the Core Strategy with its projection that 5,600 houses will be needed in the Ribble Valley between 2008 – 2028. One wonders where Mr. Simon Berkeley actually got his jobs growth projection from! Where actually are the job opportunities which will encourage people to live in this part of the Ribble Valley – yes there will be jobs for the building trade but only short term. More jobs in the Ribble Valley would reduce the need for people to travel to work.

Evidence from people moving into Rowland Homes on the Dilworth Triangle is that they are coming from as far afield as Manchester to live here and prepared to commute each day down the M6/M61.

We are told that the proposed homes over the next 15 – 20 years are much needed but we cannot seem to find evidence to suggest that this is the case.

The 400 Longridge residents who turned up at the annual Town Council meeting were people who care deeply about Longridge and this community.

Ribble Valley Borough Council have now received a planning application for Phase 1 of a proposed Barratt's development of 106 units. I strongly object to this development which will take much needed farm land, will spoil the vista around the cricket field area, will add to the current traffic congestion and will cause further problems with already overloaded sewers.

Taylor Wimpy will undoubtedly follow on with a similar planning application – this time for over 200 houses in the Dilworth area.

Add to that all the ones Preston CC have approved on the Longridge border -

220 off Whittingham Road
190 adjacent to that site
78 Moss Far
14 D. J. Ryans

Then more on Preston Road around Spout Farm.

Surely Longridge's housing requirement should be reduced further in view of this.

We keep overlooking that Ribble Valley has also already passed for housing land owned by United Utilities at Chapel Hill, Longridge.

Where is all this going to end and who is going to keep track of these figures? Even with the core strategy in place one fears that more and more planning applications will be accepted.

Can we be assured that our Councillors will pay particular attention to the style, material used, size etc. etc. of all these proposed housing developments because they would seem to have had little input into the Rowland Homes design – many of those houses incidentally are still to be sold and the price has already been reduced by £20,000 per property. So much for much needed homes!!

At least if we are to have homes can they be in keeping with the environment around them – be built in an appropriate style and in material which blends with the local area – and be appropriate to meet so called local need.

The Government seem hell-bent on increasing the number of houses at any price. Nigel Evans our MP signed the Save Longridge petition. Please Longridge Town Councillors, Ribble Valley Councillors, Lancashire County Councillors do not hide behind people like to Save Longridge group. Please stand up and be counted and do all you can to preserve the Ribble Valley. Once the houses are built large areas of Countryside around Clitheroe, Longridge, Whalley etc. will be lost for ever. We have one final chance to stop plans for excessive development. The local people are prepared to fight for this area – can we have faith that our councillors are prepared to do so.

[Redacted]

[Redacted]

Longridge

*adid of
& signed*

Philip Dagnall

From: [REDACTED]
Sent: 04 June 2014 14:23
To: Post Hearings
Subject: FAO Colin Hirst - Core Strategy Response - Letter of Objection (And specifics to Site 385) and Planning Application Number 3/2014/0438

Dear Sirs

This e-mail relates both to the core strategy and planning application 3/2014/0438. If you need these to come under separate cover please advise.

I can only reiterate what I have documented in my previous e-mail and ask that RVBC take into account all of the proposed developments and temper this with the needs of the local community.

I agree new homes are required but these should be of the type required to fulfil the housing needs of the community not large sprawling estates that build on extensive areas of green field sites.

I do not want this to come across as Nimbyism and I think most people would I agree that a small expansion for each of the sites proposed by the developers including the new application made by W Monks at Grimbleston Farm. This would lessen the impact for all whilst fulfilling your statutory obligations. The biggest risk for this is that the developers will not want to do 'small' developments.

Finally, RVBC will receive a lot of money from the developers. The community needs to know how and when this will be spent to alleviate our concerns over infrastructure.

You also have a duty to take into account the planning application made in Preston that affect Longridges borders.

My original response to the Core Strategy and Site 385 is below and remains aside from any amendments that have been made to the core strategy not reflected in this e-mail.

Dear Sirs

I am writing to you to object to parts of the Core Strategy in the strongest possible terms. However, there are also parts where I am in support. This is not done on the basis of objecting without reason or foundation but a plea to the council who should be serving its constituents to think long and hard about what we should be trying to achieve in order to make the future sustainable for the Ribble Valley and its residents. As it stands at the moment the core strategy is completely unbalanced.

I would like to point out that the excuse provided by the council on the exclusion of Site 385 as "an administrative error in a large and complex document" is completely unacceptable. An administrative error is a minor typo or exclusion of a minor point. The unintentional (or deliberate) exclusion of this Site in the core strategy is at best a fundamental error, at worse tantamount to gross negligence on behalf of the council. To put it another way if I, as an individual, submitted a planning application to the council but omitted to inform the planning officer that my 'actual' plans involved a 25% increase in the proposition, and I then proceeded to build it, I am in no doubt what the councils response would be! Completely unacceptable!

The key points of observations which no doubt will be similar to others are: -

- I Support Core Strategy with reservation that the villages should have more development which they need to remain vibrant .
- Longridge to expand by 1039 homes over the 20 year period and no more and to include barn conversions, flats over shops, small flats for 18-24 and singles ,adapted bungalows and flats for the elderly . Building sheltered flats and bungalows releases houses for families and migrants who wish to move in and can be a main engine of growth , reduces the need for large housing estates.

05/06/2014

[REDACTED]

- The provision in the CS that this total should be reduced by 200 to reflect nearby development in the City of Preston should be retained.
- Taking 282 planning applications granted , 164 sites approved in 2009 but still awaiting planning applications , 200 in City of Preston(point 3) and 100 small sites already identified , Longridge only needs a further 300 sites over the lifetime of the plan.
- Longridge does not therefore need anywhere near the 2270 housing sites proposed for public consideration in the SHLAA.
- The Strategic housing site at Standen Estate Clitheroe should be the only one in the Ribble Valley therefore site 385 should be excluded as originally proposed by the planners to the planning committee. Site 381 and 382 combined is also a potential strategic site -903 homes.
- In Longridge development should be gradual based on small sites rather than on the large estates.
- Longridge should have a neighbourhood plan to make sure that housing is driven by need not greed.
- Planning should be also related to the delivery of school places , health provision , road development social service , utilities and job creation to cope with the expansion. It is clear as a resident of Longridge that there is a shortage in school places and there is insufficient healthcare.
- Preserve the rural nature and character of Longridge .

Specifically in relation to Site 385: -

(c) Site 385 Willows Park Road to the Alston Arms 930 homes

This is the largest site in Longridge and the second largest in the Ribble Valley . It was recommended to the planning committee by the planners for rejection as increasing the settlement (Longridge) by 25%. The planners should be urged to take their own advice this should not be included for consideration as a development site . The planners should not try to get this site back into the CS by the back door having made a mistake.

In the view of Ken Hind who was present all the way through the committee debate and spoke on behalf of the people of Longridge to reject 3 sites did not argue about site 385 as excluded by the schedule under debate , the committee did not recommend this site to the public for future inclusion in the CS as a potential development site and this should remain the position.


This will be a second strategic site in the Ribble Valley CS and should be rejected on that basis. It is 23 hectares or approximately 55 acres will include 930 homes (Planners estimate) The site appears in the SHLAA report as having one owner .This is not strictly correct as it was owned by a farmer who is recently deceased and now the property is in trust for the beneficiaries of his estate . As far as we can establish there is no purchase option signed by the beneficiaries with Barretts . **This effectively means multiple ownership and therefore this site at present is not deliverable and should be argued on this basis .**

The site has major drainage problems and a number of underground springs on it and is open to flooding.

It will have a major impact on the recreational facilities as it totally surrounds the Longridge Cricket Club and will move the settlement boundary well to the north and north east . This will open up the football club and second cricket pitch and or land around it to potential development by developers applying to City of Preston . It will have a major environmental impact upon the surrounding area as well as visual amenity.

Finally, may I remind you of some key statements from the RVBC website: - (These are **your** obligations to the residents of the Ribble Valley).

- Ribble Valley Borough Council is focused on delivering the best possible service to its customers and



communities. At the same time aiming to make them accessible to all residents.

- The Ribble Valley has a very highly rated environment in terms of its natural beauty, high air quality and low levels of pollution. It is the Ribble Valley Borough Council's policy and ambition to "help make people's lives safer and healthier," and to "protect and enhance the existing environmental quality of the area."

In planning for the future of Longridge you have to provide for the need of existing residents not just migrants who wish to move here, build for need not greed. It is essential that we have Neighbourhood Plan, approved by referendum by the people of Longridge to make sure we provide from amongst the total of homes agreed adapted accommodation for the elderly which represents half council's waiting list. In addition flats and affordable homes for young singles and families starting on the housing ladder. We must make sure the younger generation are not driven out of Longridge to seek cheaper housing areas elsewhere.

Yours faithfully

A large area of the document is redacted with black ink, obscuring the signature and any text that might have been present below the 'Yours faithfully' line.

St James Square, Manchester. M2 6DS
Tel: +44 (0) 207 311 3822
Mobile: +44 (0)7768 617 361

Email: Peter.Robinson@kpmg.co.uk

This email has been sent by and on behalf of one or more of KPMG LLP, KPMG Audit plc, KPMG Europe LLP ("ELLP"), KPMG Resource Centre Private Limited or a company under the control of KPMG LLP, including KPMG United Kingdom plc and KPMG UK Limited (together, "KPMG"). ELLP does not provide services to clients and none of its subsidiaries has authority to bind it.

This email, and any attachments, is confidential and may be privileged or otherwise protected from disclosure. It is intended solely for the stated addressee(s) and access to it by any other person is unauthorised. If you are not the intended recipient, you must not disclose, copy, circulate or in any other way use or rely on the information contained herein. If you have received this email in error, please inform us immediately and delete all copies of it.

Any communications made with KPMG may be monitored and a record may be kept of any communication.

Any opinion or advice contained herein is subject to the terms and conditions set out in your KPMG LLP client engagement letter.

A list of members of KPMG LLP and ELLP is open for inspection at KPMG's registered office.

[REDACTED]

[REDACTED]

[REDACTED]

KPMG LLP (registered no. OC301540) and ELLP (registered no. OC324045) are limited liability partnerships registered in England and Wales. Each of KPMG Audit plc (registered no. 03110745), KPMG United Kingdom plc (registered no. 03513178) and KPMG UK Limited (registered no. 03580549) are companies registered in England and Wales. Each entity's registered office is at 15 Canada Square, London, E14 5GL.

noted 6/6/14
+ copied

Email: s [redacted]

6 JUN 2014

Colin Hirst
Core Strategy Response
Ribble Valley Borough Council
Church Walk
Clitheoe
BB7 2RA

5 June 2014

Dear Mr Hirst,

**Ribble Valley Core Strategy 2008 – 2028
Response to Main Modifications**

Please find below my comments on the above:

Although I would agree with the principles of the Core Strategy I still have major concerns regarding the number of houses being allocated to Longridge.

Whilst the figure now stands at 633 this does not reflect the true number of houses planned from the Preston City Council side of Longridge.

At the present time I understand that:

- Whittingham Road (Ridings) 220 passed
- Moss Farm 78 passed
- Inglewhite Road (DJ Ryans) 14 passed

In addition to this there is a planning application for a further

- Halfpenny Lane (Gladman) 190 pending

This would amount to a total of 502 new builds; all on the northwest side of Longridge. These houses will link directly into Longridge and residents will use all the services within this area along with the highways – which have already been noted to be a key weakness in Ribble Valleys Core Strategy document.

Within the Core Strategy document you mention that there will be "cohesive working with Preston City Council" but I am not sure how this is working given the numbers being inflicted on Longridge.

However as you have already made adjustments in the figure for the first 220 passed by Preston Council I would hope that further adjustments can be made to reflect the 92 (Moss Farm & DJ Ryans) already passed and if the Gladman development is approved a further 190 should be deducted from the total number required for Longridge.

[Faint, illegible text, possibly bleed-through from the reverse side of the page]


If these adjustments were made then Longridge would need an additional 351 not the 633 stated.

As a very concerned resident of Longridge I would therefore request that these adjustments be considered before we find ourselves with an infrastructure that can't cope and a road system which is totally inadequate and unsafe. Not to mention a town that has completely lost its identity.

Regarding MM34 8.13 This states that Car Parking is being reviewed in Clitheroe and Whalley but makes no mention of Longridge.

Yours sincerely

The signature and name of the sender are redacted with black ink. There are some blue ink scribbles above the signature line.



order + copied 19/6/14 + passed to J/C

PRN 8650

Forward Planning Team
Ribble Valley Borough Council
Church Walk
Clitheroe
BB7 2RA

RECEIVED BY
CHIEF OFFICER

19 JUN 2014



14 June 2014

Sirs,
Ribble Valley Core Strategy and
Planning Application 3/2014/0438

1. Core Strategy

The revised Core Strategy of May 2014, has my support providing due recognition is given to the impact of the Planning applications already approved or under consideration by Preston Council right on the Longridge boundary. I understand there is already an established precedent for this. I refer to applying the adjustment to other sites such as the Whittingham Lane and Inglewhite Road Sites which together with Halfpenny Lane, should be offset against the Longridge quota as they will obviously impact on Longridge's road and drainage services as well as medical and educational facilities already struggling to cope with existing demands. Otherwise the Core Strategy now appears to me as sound and cohesive, trusting that as already stated, the Standen Estate Clitheroe remains the Strategic Site of choice for the Ribble Valley removing any requirement for other major sites in the time scale under consideration.

2. Planning Application No.3/2014/0438 on behalf of Barratts.

2.1 This Planning Application is Phase 1, comprising 106 residential units, of an announced 500 house site, although their Site 385 target was 935, would cover a massive 56.7 acres of green belt land looking North from Longridge to a clearly visible AONB panorama which would be a great loss of visual amenity and environmental impact. This huge project if realised would constitute another Strategic Site and also is in direct contradiction to the Government's stated policy of giving precedence to brown field sites.

2.2 Barratts own surveyors themselves have acknowledged a **high** to **medium** risk of surface water flooding on this site in Appendix 3 of their Agricultural Land Quality Report, which will come as no surprise to those with any local knowledge of the area, where drains are already unable to cope, leading to flooded roads and gardens after even moderate rainfall. All this building would exacerbate this problem.

2.3 A further major objection to building on this site, is the extra vehicular traffic which would result. Traffic from the proposed site would most probably be headed to Preston or the M6 Motorway passing through the busiest part of Longridge, where even now at times roads struggle to cope with the existing volume. The capacity of local roads would also be overwhelmed with the extra traffic from Preston Council's newly approved sites on Longridge's South and West borders.

2.4 A further major objection to this particular site is that the Barnacre Road Primary School access is just around the corner opposite Sainsburys supermarket. This would add to the requirement for a new pedestrian crossing as a Traffic Warden's presence cannot be relied on to safeguard the lives of young children who have to cross the road.

2.5 This application makes no provision whatsoever for extensive road improvements or other infrastructure essentials such as extra school capacity or health centres or the extra sewerage or surface water drainage already touched upon.

2.6 In short, this proposal is not only premature in an attempt to pre-empt the ratification of the imminent Neighbourhood Plan and Core Strategy, it does not conform with the Development Plan already scrutinised by a government inspector. In no way does it meet the identified demand for affordable bungalows for the elderly and more affordable homes for young families in Longridge.

It is the wrong plan in the wrong place.

Yours Sincerely

Two handwritten signatures, one on the left and one on the right, both appearing to be in dark ink and somewhat scribbled.

~~XXXXXXXXXXXXXXXXXXXXXXXXXXXX~~

8/10/14
conced +
add'd

Ribble Valley Borough Council
Church Walk
Clitheroe
Lancs
BB7 2RA

attached planning
app response

June 3rd 2014

To Whom It May Concern:

**Ref: Proposed Barratt's Development Land East of Chipping Lane
3/2014/0438**

As a resident of Longridge, I am writing in objection to the scale of the above development.

Environmental Impact:

The site of the proposed development is an area of outstanding natural beauty and is currently used as grazing land for livestock. As such, it is inhabited by a diverse wildlife and the hedgerows and fields support and encourage this diversity. Turning this valuable green space into a housing estate would destroy not only the beauty of this part of Longridge but also the habitats of the wildlife. This seems to be contrary to government guidelines regarding greenbelts, and therefore threatens the fragile boundaries of the town. It is also against recent warnings by the Lancashire Wildlife Trust regarding loss of field habitats.

The sterile hedgerows and urban landscaping proposed by Barratt's would be an unacceptable substitute for the loss of this green space.

Highways:

The road network in Longridge is already heavily used, and will not sustain the huge increase in traffic this development would bring.

No efforts have been made to talk to the people who use these roads on a daily basis, and the narrow roads, which are a pleasant characteristic of Longridge, should not be burdened with this large increase in users. The traffic from this development will cause congestion in the town and threaten the peace of surrounding country lanes, many of which are used by walkers and cyclists as 'Quiet Lanes'

Finally, the development will add to an already well-used commuter route to Preston and the motorway. The new houses at Alston (Miller homes) already pose issues regarding the congestion and safety of this road and this development will certainly intensify this.

Drainage

There are major drainage issues for this site, which appear to have been ignored by the developers. The site is known to have a history of flooding, and current residents of the area have clear evidence of the extent of this. The sewers will not be able to cope; the collapsed gardens on the new Cromwell Fields site exemplify the effects of failing to take drainage into account. A development of this size will clearly be similarly affected, particularly as the area is prone to water-logging. This further

Speed r add 7/7/14

PRN 8650.

28th June 2014

Ribble Valley Borough Council
Examination Office
Church Walk
Clitheroe
Lancs.
BB7 2RA

[REDACTED]

For the attention of Mrs Michelle Haworth, Core Strategy Programme Officer

Dear Mrs Haworth,

In response to the recent modifications to the RVBC Core Strategy, which, fundamentally I am in agreement with, I wish to bring to your attention one point for consideration in the developments planned for Longridge.

At the point of finalising the overall number of dwellings proposed for Longridge an adjustment of 200 dwellings was proposed, this to be distributed between 9 other identified settlements within the Borough. This number was ratified during December 2011 to account for the planned development of the Ridings Depot site. Since this time subsequent applications have been made including Gladman Developments for an additional 190 units at this site, a recent application has been lodged for 10 further units at the same site as proposed by Sherwood homes, 78 additional dwellings have already been granted permission at Mosses Farm, Whittingham Lane together with the development of 14 units on Inglewhite Road, these being amongst further granted & planned applications to build dwellings bordering Longridge.

I feel strongly that the Longridge adjustment figure requires due consideration in light of the above and, although further afield, (2 miles, with Longridge being the closest town to this site) the 650 units approved for construction at the Whittingham Park site should also form part of this consideration. It is obvious that the overall number of dwellings bordering our town shall be reliant upon the resources and infrastructure of Longridge and that to not make a further allowance for this within the dwelling allocation for our town would I consider be wholly negligent.

The impact upon the services and infrastructure by the scale of developments proposed by a number of the principle contractors within Longridge and upon its borders should be given due consideration to restricting these in both size and to the type of houses required to meet local requirements

I believe as a community we recognise that a degree of new housing is required but that RVBC needs to exercise a degree of empathy when considering the impact such large scale developments and allocated housing units would have upon our community. The development of the existing brown field sites (as advised within the NPPF as being preferable to the destruction of Greenfield and Greenbelt) in and around Longridge as starter homes / retirement / affordable housing would be of real benefit to those who really need to get on the housing ladder as well as improving the aesthetics of the town itself.

I ask that you and the planning committee make their decisions based on a considered and well thought through basis.

[REDACTED]

[REDACTED]


1

copyed + dated 7/7/14

PRN 7007

28th June 2014

Ribble Valley Borough Council
Examination Office
Church Walk
Clitheroe
Lancs.
BB7 2RA



For the attention of Mrs Michelle Haworth, Core Strategy Programme Officer

Dear Mrs Haworth,

In response to the recent modifications to the RVBC Core Strategy, which, fundamentally I am in agreement with, I wish to bring to your attention one point for consideration in the developments planned for Longridge.

At the point of finalising the overall number of dwellings proposed for Longridge an adjustment of 200 dwellings was proposed, this to be distributed between 9 other identified settlements within the Borough. This number was ratified during December 2011 to account for the planned development of the Ridings Depot site. Since this time subsequent applications have been made including Gladman Developments for an additional 190 units at this site, a recent application has been lodged for 10 further units at the same site as proposed by Sherwood homes, 78 additional dwellings have already been granted permission at Mosses Farm, Whittingham Lane together with the development of 14 units on Inglewhite Road, these being amongst further granted & planned applications to build dwellings bordering Longridge.


I feel strongly that the Longridge adjustment figure requires due consideration in light of the above and, although further afield, (2 miles, with Longridge being the closest town to this site) the 650 units approved for construction at the Whittingham Park site should also form part of this consideration. It is obvious that the overall number of dwellings bordering our town shall be reliant upon the resources and infrastructure of Longridge and that to not make a further allowance for this within the dwelling allocation for our town would I consider be wholly negligent.

The impact upon the services and infrastructure by the scale of developments proposed by a number of the principle contractors within Longridge and upon its borders should be given due consideration to restricting these in both size and to the type of houses required to meet local requirements

I believe as a community we recognise that a degree of new housing is required but that RVBC needs to exercise a degree of empathy when considering the impact such large scale developments and allocated housing units would have upon our community. The development of the existing brown field sites (as advised within the NPPF as being preferable to the destruction of Greenfield and Greenbelt) in and around Longridge as starter homes / retirement / affordable housing would be of real benefit to those who really need to get on the housing ladder as well as improving the aesthetics of the town itself.

I ask that you and the planning committee make their decisions based on a considered and well thought through basis.

Yours faithfully




equiv + addit 7/7/14

PRN 7895

28th June 2014

Ribble Valley Borough Council
Examination Office
Church Walk
Clitheroe
Lancs.
BB7 2RA



For the attention of Mrs Michelle Haworth, Core Strategy Programme Officer

Dear Mrs Haworth,

In response to the recent modifications to the RVBC Core Strategy, which, fundamentally I am in agreement with, I wish to bring to your attention one point for consideration in the developments planned for Longridge.

At the point of finalising the overall number of dwellings proposed for Longridge an adjustment of 200 dwellings was proposed, this to be distributed between 9 other identified settlements within the Borough. This number was ratified during December 2011 to account for the planned development of the Ridings Depot site. Since this time subsequent applications have been made including Gladman Developments for an additional 190 units at this site, a recent application has been lodged for 10 further units at the same site as proposed by Sherwood homes, 78 additional dwellings have already been granted permission at Mosses Farm, Whittingham Lane together with the development of 14 units on Inglewhite Road, these being amongst further granted & planned applications to build dwellings bordering Longridge.

I feel strongly that the Longridge adjustment figure requires due consideration in light of the above and, although further afield, (2 miles, with Longridge being the closest town to this site) the 650 units approved for construction at the Whittingham Park site should also form part of this consideration. It is obvious that the overall number of dwellings bordering our town shall be reliant upon the resources and infrastructure of Longridge and that to not make a further allowance for this within the dwelling allocation for our town would I consider be wholly negligent.

The impact upon the services and infrastructure by the scale of developments proposed by a number of the principle contractors within Longridge and upon its borders should be given due consideration to restricting these in both size and to the type of houses required to meet local requirements

I believe as a community we recognise that a degree of new housing is required but that RVBC needs to exercise a degree of empathy when considering the impact such large scale developments and allocated housing units would have upon our community. The development of the existing brown field sites (as advised within the NPPF as being preferable to the destruction of Greenfield and Greenbelt) in and around Longridge as starter homes / retirement / affordable housing would be of real benefit to those who really need to get on the housing ladder as well as improving the aesthetics of the town itself.

I ask that you and the planning committee make their decisions based on a considered and well thought through basis.


Yours faithfully



copy sent 7/7/14

PRN 7896

28th June 2014



Ribble Valley Borough Council
Examination Office
Church Walk
Clitheroe
Lancs.
BB7 2RA

For the attention of Mrs Michelle Haworth, Core Strategy Programme Officer

Dear Mrs Haworth,

In response to the recent modifications to the RVBC Core Strategy, which, fundamentally I am in agreement with, I wish to bring to your attention one point for consideration in the developments planned for Longridge.

At the point of finalising the overall number of dwellings proposed for Longridge an adjustment of 200 dwellings was proposed, this to be distributed between 9 other identified settlements within the Borough. This number was ratified during December 2011 to account for the planned development of the Ridings Depot site. Since this time subsequent applications have been made including Gladman Developments for an additional 190 units at this site, a recent application has been lodged for 10 further units at the same site as proposed by Sherwood homes, 78 additional dwellings have already been granted permission at Mosses Farm, Whittingham Lane together with the development of 14 units on Inglewhite Road, these being amongst further granted & planned applications to build dwellings bordering Longridge.

I feel strongly that the Longridge adjustment figure requires due consideration in light of the above and, although further afield, (2 miles, with Longridge being the closest town to this site) the 650 units approved for construction at the Whittingham Park site should also form part of this consideration. It is obvious that the overall number of dwellings bordering our town shall be reliant upon the resources and infrastructure of Longridge and that to not make a further allowance for this within the dwelling allocation for our town would I consider be wholly negligent.

The impact upon the services and infrastructure by the scale of developments proposed by a number of the principle contractors within Longridge and upon its borders should be given due consideration to restricting these in both size and to the type of houses required to meet local requirements

I believe as a community we recognise that a degree of new housing is required but that RVBC needs to exercise a degree of empathy when considering the impact such large scale developments and allocated housing units would have upon our community. The development of the existing brown field sites (as advised within the NPPF as being preferable to the destruction of Greenfield and Greenbelt) in and around Longridge as starter homes / retirement / affordable housing would be of real benefit to those who really need to get on the housing ladder as well as improving the aesthetics of the town itself.

I ask that you and the planning committee make their decisions based on a considered and well thought through basis.


Yours faithfully

N

equal + added 7/7/14

PRN 7610

28th June 2014



Ribble Valley Borough Council
Examination Office
Church Walk
Clitheroe
Lancs.
BB7 2RA

For the attention of Mrs Michelle Haworth, Core Strategy Programme Officer

Dear Mrs Haworth,

In response to the recent modifications to the RVBC Core Strategy, which, fundamentally I am in agreement with, I wish to bring to your attention one point for consideration in the developments planned for Longridge.

At the point of finalising the overall number of dwellings proposed for Longridge an adjustment of 200 dwellings was proposed, this to be distributed between 9 other identified settlements within the Borough. This number was ratified during December 2011 to account for the planned development of the Ridings Depot site. Since this time subsequent applications have been made including Gladman Developments for an additional 190 units at this site, a recent application has been lodged for 10 further units at the same site as proposed by Sherwood homes, 78 additional dwellings have already been granted permission at Mosses Farm, Whittingham Lane together with the development of 14 units on Inglewhite Road, these being amongst further granted & planned applications to build dwellings bordering Longridge.

I feel strongly that the Longridge adjustment figure requires due consideration in light of the above and, although further afield, (2 miles, with Longridge being the closest town to this site) the 650 units approved for construction at the Whittingham Park site should also form part of this consideration. It is obvious that the overall number of dwellings bordering our town shall be reliant upon the resources and infrastructure of Longridge and that to not make a further allowance for this within the dwelling allocation for our town would I consider be wholly negligent.

The impact upon the services and infrastructure by the scale of developments proposed by a number of the principle contractors within Longridge and upon its borders should be given due consideration to restricting these in both size and to the type of houses required to meet local requirements

I believe as a community we recognise that a degree of new housing is required but that RVBC needs to exercise a degree of empathy when considering the impact such large scale developments and allocated housing units would have upon our community. The development of the existing brown field sites (as advised within the NPPF as being preferable to the destruction of Greenfield and Greenbelt) in and around Longridge as starter homes / retirement / affordable housing would be of real benefit to those who really need to get on the housing ladder as well as improving the aesthetics of the town itself.

I ask that you and the planning committee make their decisions based on a considered and well thought through basis.

Yours faithfully



enquid + addid 7/19/14

PRN 5537

28th June 2014

Ribble Valley Borough Council
Examination Office
Church Walk
Clitheroe
Lancs.
BB7 2RA



For the attention of Mrs Michelle Haworth, Core Strategy Programme Officer

Dear Mrs Haworth,

In response to the recent modifications to the RVBC Core Strategy, which, fundamentally I am in agreement with, I wish to bring to your attention one point for consideration in the developments planned for Longridge.

At the point of finalising the overall number of dwellings proposed for Longridge an adjustment of 200 dwellings was proposed, this to be distributed between 9 other identified settlements within the Borough. This number was ratified during December 2011 to account for the planned development of the Ridings Depot site. Since this time subsequent applications have been made including Gladman Developments for an additional 190 units at this site, a recent application has been lodged for 10 further units at the same site as proposed by Sherwood homes, 78 additional dwellings have already been granted permission at Mosses Farm, Whittingham Lane together with the development of 14 units on Inglewhite Road, these being amongst further granted & planned applications to build dwellings bordering Longridge.

I feel strongly that the Longridge adjustment figure requires due consideration in light of the above and, although further afield, (2 miles, with Longridge being the closest town to this site) the 650 units approved for construction at the Whittingham Park site should also form part of this consideration. It is obvious that the overall number of dwellings bordering our town shall be reliant upon the resources and infrastructure of Longridge and that to not make a further allowance for this within the dwelling allocation for our town would I consider be wholly negligent.

The impact upon the services and infrastructure by the scale of developments proposed by a number of the principle contractors within Longridge and upon its borders should be given due consideration to restricting these in both size and to the type of houses required to meet local requirements

I believe as a community we recognise that a degree of new housing is required but that RVBC needs to exercise a degree of empathy when considering the impact such large scale developments and allocated housing units would have upon our community. The development of the existing brown field sites (as advised within the NPPF as being preferable to the destruction of Greenfield and Greenbelt) in and around Longridge as starter homes / retirement / affordable housing would be of real benefit to those who really need to get on the housing ladder as well as improving the aesthetics of the town itself.

I ask that you and the planning committee make their decisions based on a considered and well thought through basis.

Yours faithfully

A large, thick, black scribble used to redact a signature.

A large, thick, black scribble used to redact a signature.

N

enquied + added 7/7/14

PRN 5750

20th June 2014

Ribble Valley Borough Council
Examination Office
Church Walk
Clitheroe
Lancs.
BB7 2RA

[REDACTED]

For the attention of Mrs Michelle Haworth, Core Strategy Programme Officer

Dear Mrs Haworth,

In response to the recent modifications to the RVBC Core Strategy, which, fundamentally I am in agreement with, I wish to bring to your attention one point for consideration in the developments planned for Longridge.

At the point of finalising the overall number of dwellings proposed for Longridge an adjustment of 200 dwellings was proposed, this to be distributed between 9 other identified settlements within the Borough. This number was ratified during December 2011 to account for the planned development of the Ridings Depot site. Since this time subsequent applications have been made including Gladman Developments for an additional 190 units at this site, a recent application has been lodged for 10 further units at the same site as proposed by Sherwood homes, 78 additional dwellings have already been granted permission at Mosses Farm, Whittingham Lane together with the development of 14 units on Inglewhite Road, these being amongst further granted & planned applications to build dwellings bordering Longridge.

I feel strongly that the Longridge adjustment figure requires due consideration in light of the above and, although further afield, (2 miles, with Longridge being the closest town to this site) the 650 units approved for construction at the Whittingham Park site should also form part of this consideration. It is obvious that the overall number of dwellings bordering our town shall be reliant upon the resources and infrastructure of Longridge and that to not make a further allowance for this within the dwelling allocation for our town would I consider be wholly negligent.

The impact upon the services and infrastructure by the scale of developments proposed by a number of the principle contractors within Longridge and upon its borders should be given due consideration to restricting these in both size and to the type of houses required to meet local requirements

I believe as a community we recognise that a degree of new housing is required but that RVBC needs to exercise a degree of empathy when considering the impact such large scale developments and allocated housing units would have upon our community. The development of the existing brown field sites (as advised within the NPPF as being preferable to the destruction of Greenfield and Greenbelt) in and around Longridge as starter homes / retirement / affordable housing would be of real benefit to those who really need to get on the housing ladder as well as improving the aesthetics of the town itself.

I ask that you and the planning committee make their decisions based on a considered and well thought through basis.

Yours faithfully

[REDACTED]

[REDACTED]

agreed + dated 7/7/14

PAN 7832

28th June 2014

Ribble Valley Borough Council
Examination Office
Church Walk
Clitheroe
Lancs.
BB7 2RA

[REDACTED]

For the attention of Mrs Michelle Haworth, Core Strategy Programme Officer

Dear Mrs Haworth,

In response to the recent modifications to the RVBC Core Strategy, which, fundamentally I am in agreement with, I wish to bring to your attention one point for consideration in the developments planned for Longridge.

At the point of finalising the overall number of dwellings proposed for Longridge an adjustment of 200 dwellings was proposed, this to be distributed between 9 other identified settlements within the Borough. This number was ratified during December 2011 to account for the planned development of the Ridings Depot site. Since this time subsequent applications have been made including Gladman Developments for an additional 190 units at this site, a recent application has been lodged for 10 further units at the same site as proposed by Sherwood homes, 78 additional dwellings have already been granted permission at Mosses Farm, Whittingham Lane together with the development of 14 units on Inglewhite Road, these being amongst further granted & planned applications to build dwellings bordering Longridge.

I feel strongly that the Longridge adjustment figure requires due consideration in light of the above and, although further afield, (2 miles, with Longridge being the closest town to this site) the 650 units approved for construction at the Whittingham Park site should also form part of this consideration. It is obvious that the overall number of dwellings bordering our town shall be reliant upon the resources and infrastructure of Longridge and that to not make a further allowance for this within the dwelling allocation for our town would I consider be wholly negligent.

The impact upon the services and infrastructure by the scale of developments proposed by a number of the principle contractors within Longridge and upon its borders should be given due consideration to restricting these in both size and to the type of houses required to meet local requirements

I believe as a community we recognise that a degree of new housing is required but that RVBC needs to exercise a degree of empathy when considering the impact such large scale developments and allocated housing units would have upon our community. The development of the existing brown field sites (as advised within the NPPF as being preferable to the destruction of Greenfield and Greenbelt) in and around Longridge as starter homes / retirement / affordable housing would be of real benefit to those who really need to get on the housing ladder as well as improving the aesthetics of the town itself.

I ask that you and the planning committee make their decisions based on a considered and well thought through basis.

Yours faithfully

[REDACTED]

Nε

[REDACTED]

signed + dated 7/7/14

PAN 8617

28th June 2014

Ribble Valley Borough Council
Examination Office
Church Walk
Clitheroe
Lancs.
BB7 2RA


For the attention of Mrs Michelle Haworth, Core Strategy Programme Officer

Dear Mrs Haworth,

In response to the recent modifications to the RVBC Core Strategy, which, fundamentally I am in agreement with, I wish to bring to your attention one point for consideration in the developments planned for Longridge.

At the point of finalising the overall number of dwellings proposed for Longridge an adjustment of 200 dwellings was proposed, this to be distributed between 9 other identified settlements within the Borough. This number was ratified during December 2011 to account for the planned development of the Ridings Depot site. Since this time subsequent applications have been made including Gladman Developments for an additional 190 units at this site, a recent application has been lodged for 10 further units at the same site as proposed by Sherwood homes, 78 additional dwellings have already been granted permission at Mosses Farm, Whittingham Lane together with the development of 14 units on Inglewhite Road, these being amongst further granted & planned applications to build dwellings bordering Longridge.

I feel strongly that the Longridge adjustment figure requires due consideration in light of the above and, although further afield, (2 miles, with Longridge being the closest town to this site) the 650 units approved for construction at the Whittingham Park site should also form part of this consideration. It is obvious that the overall number of dwellings bordering our town shall be reliant upon the resources and infrastructure of Longridge and that to not make a further allowance for this within the dwelling allocation for our town would I consider be wholly negligent.

The impact upon the services and infrastructure by the scale of developments proposed by a number of the principle contractors within Longridge and upon its borders should be given due consideration to restricting these in both size and to the type of houses required to meet local requirements

I believe as a community we recognise that a degree of new housing is required but that RVBC needs to exercise a degree of empathy when considering the impact such large scale developments and allocated housing units would have upon our community. The development of the existing brown field sites (as advised within the NPPF as being preferable to the destruction of Greenfield and Greenbelt) in and around Longridge as starter homes / retirement / affordable housing would be of real benefit to those who really need to get on the housing ladder as well as improving the aesthetics of the town itself.

I ask that you and the planning committee make their decisions based on a considered and well thought through basis.


Yours faithfully



signed + dated 7/7/14

PRN 8635

28th June 2014



Ribble Valley Borough Council
Examination Office
Church Walk
Clitheroe
Lancs.
BB7 2RA

For the attention of Mrs Michelle Haworth, Core Strategy Programme Officer

Dear Mrs Haworth,

In response to the recent modifications to the RVBC Core Strategy, which, fundamentally I am in agreement with, I wish to bring to your attention one point for consideration in the developments planned for Longridge.

At the point of finalising the overall number of dwellings proposed for Longridge an adjustment of 200 dwellings was proposed, this to be distributed between 9 other identified settlements within the Borough. This number was ratified during December 2011 to account for the planned development of the Ridings Depot site. Since this time subsequent applications have been made including Gladman Developments for an additional 190 units at this site, a recent application has been lodged for 10 further units at the same site as proposed by Sherwood homes, 78 additional dwellings have already been granted permission at Mosses Farm, Whittingham Lane together with the development of 14 units on Inglewhite Road, these being amongst further granted & planned applications to build dwellings bordering Longridge.

I feel strongly that the Longridge adjustment figure requires due consideration in light of the above and, although further afield, (2 miles, with Longridge being the closest town to this site) the 650 units approved for construction at the Whittingham Park site should also form part of this consideration. It is obvious that the overall number of dwellings bordering our town shall be reliant upon the resources and infrastructure of Longridge and that to not make a further allowance for this within the dwelling allocation for our town would I consider be wholly negligent.

The impact upon the services and infrastructure by the scale of developments proposed by a number of the principle contractors within Longridge and upon its borders should be given due consideration to restricting these in both size and to the type of houses required to meet local requirements

I believe as a community we recognise that a degree of new housing is required but that RVBC needs to exercise a degree of empathy when considering the impact such large scale developments and allocated housing units would have upon our community. The development of the existing brown field sites (as advised within the NPPF as being preferable to the destruction of Greenfield and Greenbelt) in and around Longridge as starter homes / retirement / affordable housing would be of real benefit to those who really need to get on the housing ladder as well as improving the aesthetics of the town itself.

I ask that you and the planning committee make their decisions based on a considered and well thought through basis.

Yours faithfully



signed + dated 9/6/14

PRN 8118

28th June 2014

Ribble Valley Borough Council
Examination Office
Church Walk
Clitheroe
Lancs.
BB7 2RA

[REDACTED]

For the attention of Mrs Michelle Haworth, Core Strategy Programme Officer

Dear Mrs Haworth,

In response to the recent modifications to the RVBC Core Strategy, which, fundamentally I am in agreement with, I wish to bring to your attention one point for consideration in the developments planned for Longridge.

At the point of finalising the overall number of dwellings proposed for Longridge an adjustment of 200 dwellings was proposed, this to be distributed between 9 other identified settlements within the Borough. This number was ratified during December 2011 to account for the planned development of the Ridings Depot site. Since this time subsequent applications have been made including Gladman Developments for an additional 190 units at this site, a recent application has been lodged for 10 further units at the same site as proposed by Sherwood homes, 78 additional dwellings have already been granted permission at Mosses Farm, Whittingham Lane together with the development of 14 units on Inglewhite Road, these being amongst further granted & planned applications to build dwellings bordering Longridge.

I feel strongly that the Longridge adjustment figure requires due consideration in light of the above and, although further afield, (2 miles, with Longridge being the closest town to this site) the 650 units approved for construction at the Whittingham Park site should also form part of this consideration. It is obvious that the overall number of dwellings bordering our town shall be reliant upon the resources and infrastructure of Longridge and that to not make a further allowance for this within the dwelling allocation for our town would I consider be wholly negligent.

The impact upon the services and infrastructure by the scale of developments proposed by a number of the principle contractors within Longridge and upon its borders should be given due consideration to restricting these in both size and to the type of houses required to meet local requirements

I believe as a community we recognise that a degree of new housing is required but that RVBC needs to exercise a degree of empathy when considering the impact such large scale developments and allocated housing units would have upon our community. The development of the existing brown field sites (as advised within the NPPF as being preferable to the destruction of Greenfield and Greenbelt) in and around Longridge as starter homes / retirement / affordable housing would be of real benefit to those who really need to get on the housing ladder as well as improving the aesthetics of the town itself.

I ask that you and the planning committee make their decisions based on a considered and well thought through basis.

Yours faithfully

[REDACTED]

N/

exped + add 7/2/14

PRN 8789

28th June 2014

Ribble Valley Borough Council
Examination Office
Church Walk
Clitheroe
Lancs.
BB7 2RA

[REDACTED]

For the attention of Mrs Michelle Haworth, Core Strategy Programme Officer

Dear Mrs Haworth,

In response to the recent modifications to the RVBC Core Strategy, which, fundamentally I am in agreement with, I wish to bring to your attention one point for consideration in the developments planned for Longridge.

At the point of finalising the overall number of dwellings proposed for Longridge an adjustment of 200 dwellings was proposed, this to be distributed between 9 other identified settlements within the Borough. This number was ratified during December 2011 to account for the planned development of the Ridings Depot site. Since this time subsequent applications have been made including Gladman Developments for an additional 190 units at this site, a recent application has been lodged for 10 further units at the same site as proposed by Sherwood homes, 78 additional dwellings have already been granted permission at Mosses Farm, Whittingham Lane together with the development of 14 units on Inglewhite Road, these being amongst further granted & planned applications to build dwellings bordering Longridge.

I feel strongly that the Longridge adjustment figure requires due consideration in light of the above and, although further afield, (2 miles, with Longridge being the closest town to this site) the 650 units approved for construction at the Whittingham Park site should also form part of this consideration. It is obvious that the overall number of dwellings bordering our town shall be reliant upon the resources and infrastructure of Longridge and that to not make a further allowance for this within the dwelling allocation for our town would I consider be wholly negligent.

The impact upon the services and infrastructure by the scale of developments proposed by a number of the principle contractors within Longridge and upon its borders should be given due consideration to restricting these in both size and to the type of houses required to meet local requirements

I believe as a community we recognise that a degree of new housing is required but that RVBC needs to exercise a degree of empathy when considering the impact such large scale developments and allocated housing units would have upon our community. The development of the existing brown field sites (as advised within the NPPF as being preferable to the destruction of Greenfield and Greenbelt) in and around Longridge as starter homes / retirement / affordable housing would be of real benefit to those who really need to get on the housing ladder as well as improving the aesthetics of the town itself.

I ask that you and the planning committee make their decisions based on a considered and well thought through basis.

Yours faithfully

[REDACTED]

[REDACTED]

*copied + added
7/7/14*

IRN 8790

28th June 2014

[REDACTED]

Ribble Valley Borough Council
Examination Office
Church Walk
Clitheroe
Lancs.
BB7 2RA

For the attention of Mrs Michelle Haworth, Core Strategy Programme Officer

Dear Mrs Haworth,

In response to the recent modifications to the RVBC Core Strategy, which, fundamentally I am in agreement with, I wish to bring to your attention one point for consideration in the developments planned for Longridge.

At the point of finalising the overall number of dwellings proposed for Longridge an adjustment of 200 dwellings was proposed, this to be distributed between 9 other identified settlements within the Borough. This number was ratified during December 2011 to account for the planned development of the Ridings Depot site. Since this time subsequent applications have been made including Gladman Developments for an additional 190 units at this site, a recent application has been lodged for 10 further units at the same site as proposed by Sherwood homes, 78 additional dwellings have already been granted permission at Mosses Farm, Whittingham Lane together with the development of 14 units on Inglewhite Road, these being amongst further granted & planned applications to build dwellings bordering Longridge.

I feel strongly that the Longridge adjustment figure requires due consideration in light of the above and, although further afield, (2 miles, with Longridge being the closest town to this site) the 650 units approved for construction at the Whittingham Park site should also form part of this consideration. It is obvious that the overall number of dwellings bordering our town shall be reliant upon the resources and infrastructure of Longridge and that to not make a further allowance for this within the dwelling allocation for our town would I consider be wholly negligent.

The impact upon the services and infrastructure by the scale of developments proposed by a number of the principle contractors within Longridge and upon its borders should be given due consideration to restricting these in both size and to the type of houses required to meet local requirements

I believe as a community we recognise that a degree of new housing is required but that RVBC needs to exercise a degree of empathy when considering the impact such large scale developments and allocated housing units would have upon our community. The development of the existing brown field sites (as advised within the NPPF as being preferable to the destruction of Greenfield and Greenbelt) in and around Longridge as starter homes / retirement / affordable housing would be of real benefit to those who really need to get on the housing ladder as well as improving the aesthetics of the town itself.

I ask that you and the planning committee make their decisions based on a considered and well thought through basis.

Yours faithfully

[REDACTED]

[REDACTED]

[REDACTED]

N

28th June 2014

typed + dated 7/7/14

PRN 8791

Ribble Valley Borough Council
Examination Office
Church Walk
Clitheroe
Lancs.
BB7 2RA

[REDACTED]
[REDACTED]
[REDACTED]

For the attention of Mrs Michelle Haworth, Core Strategy Programme Officer

Dear Mrs Haworth,

In response to the recent modifications to the RVBC Core Strategy, which, fundamentally I am in agreement with, I wish to bring to your attention one point for consideration in the developments planned for Longridge.

At the point of finalising the overall number of dwellings proposed for Longridge an adjustment of 200 dwellings was proposed, this to be distributed between 9 other identified settlements within the Borough. This number was ratified during December 2011 to account for the planned development of the Ridings Depot site. Since this time subsequent applications have been made including Gladman Developments for an additional 190 units at this site, a recent application has been lodged for 10 further units at the same site as proposed by Sherwood homes, 78 additional dwellings have already been granted permission at Mosses Farm, Whittingham Lane together with the development of 14 units on Inglewhite Road, these being amongst further granted & planned applications to build dwellings bordering Longridge.

I feel strongly that the Longridge adjustment figure requires due consideration in light of the above and, although further afield, (2 miles, with Longridge being the closest town to this site) the 650 units approved for construction at the Whittingham Park site should also form part of this consideration. It is obvious that the overall number of dwellings bordering our town shall be reliant upon the resources and infrastructure of Longridge and that to not make a further allowance for this within the dwelling allocation for our town would I consider be wholly negligent.

The impact upon the services and infrastructure by the scale of developments proposed by a number of the principle contractors within Longridge and upon its borders should be given due consideration to restricting these in both size and to the type of houses required to meet local requirements

I believe as a community we recognise that a degree of new housing is required but that RVBC needs to exercise a degree of empathy when considering the impact such large scale developments and allocated housing units would have upon our community. The development of the existing brown field sites (as advised within the NPPF as being preferable to the destruction of Greenfield and Greenbelt) in and around Longridge as starter homes / retirement / affordable housing would be of real benefit to those who really need to get on the housing ladder as well as improving the aesthetics of the town itself.

I ask that you and the planning committee make their decisions based on a considered and well thought through basis.

Yours faithfully

[REDACTED]

copied + dated 7/7/14

PRN 8792

28th June 2014

Ribble Valley Borough Council
Examination Office
Church Walk
Clitheroe
Lancs.
BB7 2RA

[REDACTED]

For the attention of Mrs Michelle Haworth, Core Strategy Programme Officer

Dear Mrs Haworth,

In response to the recent modifications to the RVBC Core Strategy, which, fundamentally I am in agreement with, I wish to bring to your attention one point for consideration in the developments planned for Longridge.

At the point of finalising the overall number of dwellings proposed for Longridge an adjustment of 200 dwellings was proposed, this to be distributed between 9 other identified settlements within the Borough. This number was ratified during December 2011 to account for the planned development of the Ridings Depot site. Since this time subsequent applications have been made including Gladman Developments for an additional 190 units at this site, a recent application has been lodged for 10 further units at the same site as proposed by Sherwood homes, 78 additional dwellings have already been granted permission at Mosses Farm, Whittingham Lane together with the development of 14 units on Inglewhite Road, these being amongst further granted & planned applications to build dwellings bordering Longridge.

I feel strongly that the Longridge adjustment figure requires due consideration in light of the above and, although further afield, (2 miles, with Longridge being the closest town to this site) the 650 units approved for construction at the Whittingham Park site should also form part of this consideration. It is obvious that the overall number of dwellings bordering our town shall be reliant upon the resources and infrastructure of Longridge and that to not make a further allowance for this within the dwelling allocation for our town would I consider be wholly negligent.

The impact upon the services and infrastructure by the scale of developments proposed by a number of the principle contractors within Longridge and upon its borders should be given due consideration to restricting these in both size and to the type of houses required to meet local requirements

I believe as a community we recognise that a degree of new housing is required but that RVBC needs to exercise a degree of empathy when considering the impact such large scale developments and allocated housing units would have upon our community. The development of the existing brown field sites (as advised within the NPPF as being preferable to the destruction of Greenfield and Greenbelt) in and around Longridge as starter homes / retirement / affordable housing would be of real benefit to those who really need to get on the housing ladder as well as improving the aesthetics of the town itself.

I ask that you and the planning committee make their decisions based on a considered and well thought through basis.

Yr [REDACTED]

[REDACTED]

Name & signature



1
Copied + added 7/7/14

PRN 8793

28th June 2014

Ribble Valley Borough Council
Examination Office
Church Walk
Clitheroe
Lancs.
BB7 2RA

[REDACTED]
[REDACTED]
[REDACTED]
[REDACTED]

For the attention of Mrs Michelle Haworth, Core Strategy Programme Officer

Dear Mrs Haworth,

In response to the recent modifications to the RVBC Core Strategy, which, fundamentally I am in agreement with, I wish to bring to your attention one point for consideration in the developments planned for Longridge.

At the point of finalising the overall number of dwellings proposed for Longridge an adjustment of 200 dwellings was proposed, this to be distributed between 9 other identified settlements within the Borough. This number was ratified during December 2011 to account for the planned development of the Ridings Depot site. Since this time subsequent applications have been made including Gladman Developments for an additional 190 units at this site, a recent application has been lodged for 10 further units at the same site as proposed by Sherwood homes, 78 additional dwellings have already been granted permission at Mosses Farm, Whittingham Lane together with the development of 14 units on Inglewhite Road, these being amongst further granted & planned applications to build dwellings bordering Longridge.

I feel strongly that the Longridge adjustment figure requires due consideration in light of the above and, although further afield, (2 miles, with Longridge being the closest town to this site) the 650 units approved for construction at the Whittingham Park site should also form part of this consideration. It is obvious that the overall number of dwellings bordering our town shall be reliant upon the resources and infrastructure of Longridge and that to not make a further allowance for this within the dwelling allocation for our town would I consider be wholly negligent.

The impact upon the services and infrastructure by the scale of developments proposed by a number of the principle contractors within Longridge and upon its borders should be given due consideration to restricting these in both size and to the type of houses required to meet local requirements

I believe as a community we recognise that a degree of new housing is required but that RVBC needs to exercise a degree of empathy when considering the impact such large scale developments and allocated housing units would have upon our community. The development of the existing brown field sites (as advised within the NPPF as being preferable to the destruction of Greenfield and Greenbelt) in and around Longridge as starter homes / retirement / affordable housing would be of real benefit to those who really need to get on the housing ladder as well as improving the aesthetics of the town itself.

I ask that you and the planning committee make their decisions based on a considered and well thought through basis.

Yours faithfully

[REDACTED]
[REDACTED]

28th June 2014

Speed 7/7/14
no address
for a/c'd

PRN 8794

Ribble Valley Borough Council
Examination Office
Church Walk
Clitheroe
Lancs.
BB7 2RA

For the attention of Mrs Michelle Haworth, Core Strategy Programme Officer

Dear Mrs Haworth,

In response to the recent modifications to the RVBC Core Strategy, which, fundamentally I am in agreement with, I wish to bring to your attention one point for consideration in the developments planned for Longridge.

At the point of finalising the overall number of dwellings proposed for Longridge an adjustment of 200 dwellings was proposed, this to be distributed between 9 other identified settlements within the Borough. This number was ratified during December 2011 to account for the planned development of the Ridings Depot site. Since this time subsequent applications have been made including Gladman Developments for an additional 190 units at this site, a recent application has been lodged for 10 further units at the same site as proposed by Sherwood homes, 78 additional dwellings have already been granted permission at Mosses Farm, Whittingham Lane together with the development of 14 units on Inglewhite Road, these being amongst further granted & planned applications to build dwellings bordering Longridge.

I feel strongly that the Longridge adjustment figure requires due consideration in light of the above and, although further afield, (2 miles, with Longridge being the closest town to this site) the 650 units approved for construction at the Whittingham Park site should also form part of this consideration. It is obvious that the overall number of dwellings bordering our town shall be reliant upon the resources and infrastructure of Longridge and that to not make a further allowance for this within the dwelling allocation for our town would I consider be wholly negligent.

The impact upon the services and infrastructure by the scale of developments proposed by a number of the principle contractors within Longridge and upon its borders should be given due consideration to restricting these in both size and to the type of houses required to meet local requirements

I believe as a community we recognise that a degree of new housing is required but that RVBC needs to exercise a degree of empathy when considering the impact such large scale developments and allocated housing units would have upon our community. The development of the existing brown field sites (as advised within the NPPF as being preferable to the destruction of Greenfield and Greenbelt) in and around Longridge as starter homes / retirement / affordable housing would be of real benefit to those who really need to get on the housing ladder as well as improving the aesthetics of the town itself.

I ask that you and the planning committee make their decisions based on a considered and well thought through basis.


Yours faithfully



expedited 7/7/14
no address for
adhd

PRN 8795

28th June 2014



Ribble Valley Borough Council
Examination Office
Church Walk
Clitheroe
Lancs.
BB7 2RA

For the attention of Mrs Michelle Haworth, Core Strategy Programme Officer

Dear Mrs Haworth,

In response to the recent modifications to the RVBC Core Strategy, which, fundamentally I am in agreement with, I wish to bring to your attention one point for consideration in the developments planned for Longridge.

At the point of finalising the overall number of dwellings proposed for Longridge an adjustment of 200 dwellings was proposed, this to be distributed between 9 other identified settlements within the Borough. This number was ratified during December 2011 to account for the planned development of the Ridings Depot site. Since this time subsequent applications have been made including Gladman Developments for an additional 190 units at this site, a recent application has been lodged for 10 further units at the same site as proposed by Sherwood homes, 78 additional dwellings have already been granted permission at Mosses Farm, Whittingham Lane together with the development of 14 units on Inglewhite Road, these being amongst further granted & planned applications to build dwellings bordering Longridge.

I feel strongly that the Longridge adjustment figure requires due consideration in light of the above and, although further afield, (2 miles, with Longridge being the closest town to this site) the 650 units approved for construction at the Whittingham Park site should also form part of this consideration. It is obvious that the overall number of dwellings bordering our town shall be reliant upon the resources and infrastructure of Longridge and that to not make a further allowance for this within the dwelling allocation for our town would I consider be wholly negligent.

The impact upon the services and infrastructure by the scale of developments proposed by a number of the principle contractors within Longridge and upon its borders should be given due consideration to restricting these in both size and to the type of houses required to meet local requirements

I believe as a community we recognise that a degree of new housing is required but that RVBC needs to exercise a degree of empathy when considering the impact such large scale developments and allocated housing units would have upon our community. The development of the existing brown field sites (as advised within the NPPF as being preferable to the destruction of Greenfield and Greenbelt) in and around Longridge as starter homes / retirement / affordable housing would be of real benefit to those who really need to get on the housing ladder as well as improving the aesthetics of the town itself.

I ask that you and the planning committee make their decisions based on a considered and well thought through basis.

Yours faithfully

28th June 2014

revised 7/7/14
no address for
ack'd

PAR 8796

Ribble Valley Borough Council
Examination Office
Church Walk
Clitheroe
Lancs.
BB7 2RA

For the attention of Mrs Michelle Haworth, Core Strategy Programme Officer

Dear Mrs Haworth,

In response to the recent modifications to the RVBC Core Strategy, which, fundamentally I am in agreement with, I wish to bring to your attention one point for consideration in the developments planned for Longridge.

At the point of finalising the overall number of dwellings proposed for Longridge an adjustment of 200 dwellings was proposed, this to be distributed between 9 other identified settlements within the Borough. This number was ratified during December 2011 to account for the planned development of the Ridings Depot site. Since this time subsequent applications have been made including Gladman Developments for an additional 190 units at this site, a recent application has been lodged for 10 further units at the same site as proposed by Sherwood homes, 78 additional dwellings have already been granted permission at Mosses Farm, Whittingham Lane together with the development of 14 units on Inglewhite Road, these being amongst further granted & planned applications to build dwellings bordering Longridge.

I feel strongly that the Longridge adjustment figure requires due consideration in light of the above and, although further afield, (2 miles, with Longridge being the closest town to this site) the 650 units approved for construction at the Whittingham Park site should also form part of this consideration. It is obvious that the overall number of dwellings bordering our town shall be reliant upon the resources and infrastructure of Longridge and that to not make a further allowance for this within the dwelling allocation for our town would I consider be wholly negligent.

The impact upon the services and infrastructure by the scale of developments proposed by a number of the principle contractors within Longridge and upon its borders should be given due consideration to restricting these in both size and to the type of houses required to meet local requirements

I believe as a community we recognise that a degree of new housing is required but that RVBC needs to exercise a degree of empathy when considering the impact such large scale developments and allocated housing units would have upon our community. The development of the existing brown field sites (as advised within the NPPF as being preferable to the destruction of Greenfield and Greenbelt) in and around Longridge as starter homes / retirement / affordable housing would be of real benefit to those who really need to get on the housing ladder as well as improving the aesthetics of the town itself.

I ask that you and the planning committee make their decisions based on a considered and well thought through basis.




Name & signature

26th June 2014

*Equid + added
7/7/14*

PRN 8797

Ribble Valley Borough Council
Examination Office
Church Walk
Clitheroe
Lancs.
BB7 2RA

For the attention of Mrs Michelle Haworth, Core Strategy Programme Officer

Dear Mrs Haworth,

In response to the recent modifications to the RVBC Core Strategy, which, fundamentally I am in agreement with, I wish to bring to your attention one point for consideration in the developments planned for Longridge.

At the point of finalising the overall number of dwellings proposed for Longridge an adjustment of 200 dwellings was proposed, this to be distributed between 9 other identified settlements within the Borough. This number was ratified during December 2011 to account for the planned development of the Ridings Depot site. Since this time subsequent applications have been made including Gladman Developments for an additional 190 units at this site, a recent application has been lodged for 10 further units at the same site as proposed by Sherwood homes, 78 additional dwellings have already been granted permission at Mosses Farm, Whittingham Lane together with the development of 14 units on Inglewhite Road, these being amongst further granted & planned applications to build dwellings bordering Longridge.

I feel strongly that the Longridge adjustment figure requires due consideration in light of the above and, although further afield, (2 miles, with Longridge being the closest town to this site) the 650 units approved for construction at the Whittingham Park site should also form part of this consideration. It is obvious that the overall number of dwellings bordering our town shall be reliant upon the resources and infrastructure of Longridge and that to not make a further allowance for this within the dwelling allocation for our town would I consider be wholly negligent.

The impact upon the services and infrastructure by the scale of developments proposed by a number of the principle contractors within Longridge and upon its borders should be given due consideration to restricting these in both size and to the type of houses required to meet local requirements

I believe as a community we recognise that a degree of new housing is required but that RVBC needs to exercise a degree of empathy when considering the impact such large scale developments and allocated housing units would have upon our community. The development of the existing brown field sites (as advised within the NPPF as being preferable to the destruction of Greenfield and Greenbelt) in and around Longridge as starter homes / retirement / affordable housing would be of real benefit to those who really need to get on the housing ladder as well as improving the aesthetics of the town itself.

I ask that you and the planning committee make their decisions based on a considered and well thought through basis.

Yours faithfully

[Redacted signature area]

28th June 2014

*copied + add'd
9/7/14
no address for
add'd*

PRN 8778

Ribble Valley Borough Council
Examination Office
Church Walk
Clitheroe
Lancs.
BB7 2RA

For the attention of Mrs Michelle Haworth, Core Strategy Programme Officer

Dear Mrs Haworth,

In response to the recent modifications to the RVBC Core Strategy, which, fundamentally I am in agreement with, I wish to bring to your attention one point for consideration in the developments planned for Longridge.

At the point of finalising the overall number of dwellings proposed for Longridge an adjustment of 200 dwellings was proposed, this to be distributed between 9 other identified settlements within the Borough. This number was ratified during December 2011 to account for the planned development of the Ridings Depot site. Since this time subsequent applications have been made including Gladman Developments for an additional 190 units at this site, a recent application has been lodged for 10 further units at the same site as proposed by Sherwood homes, 78 additional dwellings have already been granted permission at Mosses Farm, Whittingham Lane together with the development of 14 units on Inglewhite Road, these being amongst further granted & planned applications to build dwellings bordering Longridge.



I feel strongly that the Longridge adjustment figure requires due consideration in light of the above and, although further afield, (2 miles, with Longridge being the closest town to this site) the 650 units approved for construction at the Whittingham Park site should also form part of this consideration. It is obvious that the overall number of dwellings bordering our town shall be reliant upon the resources and infrastructure of Longridge and that to not make a further allowance for this within the dwelling allocation for our town would I consider be wholly negligent.

The impact upon the services and infrastructure by the scale of developments proposed by a number of the principle contractors within Longridge and upon its borders should be given due consideration to restricting these in both size and to the type of houses required to meet local requirements

I believe as a community we recognise that a degree of new housing is required but that RVBC needs to exercise a degree of empathy when considering the impact such large scale developments and allocated housing units would have upon our community. The development of the existing brown field sites (as advised within the NPPF as being preferable to the destruction of Greenfield and Greenbelt) in and around Longridge as starter homes / retirement / affordable housing would be of real benefit to those who really need to get on the housing ladder as well as improving the aesthetics of the town itself.

I ask that you and the planning committee make their decisions based on a considered and well thought through basis.

Yours faithfully

28th June 2014

equid 7/7/14
no address pr
ndid

PRN 8799.

Ribble Valley Borough Council
Examination Office
Church Walk
Clitheroe
Lancs.
BB7 2RA

For the attention of Mrs Michelle Haworth, Core Strategy Programme Officer

Dear Mrs Haworth,

In response to the recent modifications to the RVBC Core Strategy, which, fundamentally I am in agreement with, I wish to bring to your attention one point for consideration in the developments planned for Longridge.

At the point of finalising the overall number of dwellings proposed for Longridge an adjustment of 200 dwellings was proposed, this to be distributed between 9 other identified settlements within the Borough. This number was ratified during December 2011 to account for the planned development of the Ridings Depot site. Since this time subsequent applications have been made including Gladman Developments for an additional 190 units at this site, a recent application has been lodged for 10 further units at the same site as proposed by Sherwood homes, 78 additional dwellings have already been granted permission at Mosses Farm, Whittingham Lane together with the development of 14 units on Inglewhite Road, these being amongst further granted & planned applications to build dwellings bordering Longridge.

I feel strongly that the Longridge adjustment figure requires due consideration in light of the above and, although further afield, (2 miles, with Longridge being the closest town to this site) the 650 units approved for construction at the Whittingham Park site should also form part of this consideration. It is obvious that the overall number of dwellings bordering our town shall be reliant upon the resources and infrastructure of Longridge and that to not make a further allowance for this within the dwelling allocation for our town would I consider be wholly negligent.

The impact upon the services and infrastructure by the scale of developments proposed by a number of the principle contractors within Longridge and upon its borders should be given due consideration to restricting these in both size and to the type of houses required to meet local requirements

I believe as a community we recognise that a degree of new housing is required but that RVBC needs to exercise a degree of empathy when considering the impact such large scale developments and allocated housing units would have upon our community. The development of the existing brown field sites (as advised within the NPPF as being preferable to the destruction of Greenfield and Greenbelt) in and around Longridge as starter homes / retirement / affordable housing would be of real benefit to those who really need to get on the housing ladder as well as improving the aesthetics of the town itself.

I ask that you and the planning committee make their decisions based on a considered and well thought through basis.

Yours faithfully



28th June 2014

copy sent + add'd
9/7/14

PRN 8800

Ribble Valley Borough Council
Examination Office
Church Walk
Clitheroe
Lancs.
BB7 2RA

[REDACTED]
[REDACTED]
[REDACTED]

For the attention of Mrs Michelle Haworth, Core Strategy Programme Officer

Dear Mrs Haworth,

In response to the recent modifications to the RVBC Core Strategy, which, fundamentally I am in agreement with, I wish to bring to your attention one point for consideration in the developments planned for Longridge.

At the point of finalising the overall number of dwellings proposed for Longridge an adjustment of 200 dwellings was proposed, this to be distributed between 9 other identified settlements within the Borough. This number was ratified during December 2011 to account for the planned development of the Ridings Depot site. Since this time subsequent applications have been made including Gladman Developments for an additional 190 units at this site, a recent application has been lodged for 10 further units at the same site as proposed by Sherwood homes, 78 additional dwellings have already been granted permission at Mosses Farm, Whittingham Lane together with the development of 14 units on Inglewhite Road, these being amongst further granted & planned applications to build dwellings bordering Longridge.

I feel strongly that the Longridge adjustment figure requires due consideration in light of the above and, although further afield, (2 miles, with Longridge being the closest town to this site) the 650 units approved for construction at the Whittingham Park site should also form part of this consideration. It is obvious that the overall number of dwellings bordering our town shall be reliant upon the resources and infrastructure of Longridge and that to not make a further allowance for this within the dwelling allocation for our town would I consider be wholly negligent.

The impact upon the services and infrastructure by the scale of developments proposed by a number of the principle contractors within Longridge and upon its borders should be given due consideration to restricting these in both size and to the type of houses required to meet local requirements

I believe as a community we recognise that a degree of new housing is required but that RVBC needs to exercise a degree of empathy when considering the impact such large scale developments and allocated housing units would have upon our community. The development of the existing brown field sites (as advised within the NPPF as being preferable to the destruction of Greenfield and Greenbelt) in and around Longridge as starter homes / retirement / affordable housing would be of real benefit to those who really need to get on the housing ladder as well as improving the aesthetics of the town itself.

I ask that you and the planning committee make their decisions based on a considered and well thought through basis.

Yours faithfully

[REDACTED]
[REDACTED]

reped + added 2/9/14

PRN 8801

28th June 2014

[Redacted]

Ribble Valley Borough Council
Examination Office
Church Walk
Clitheroe
Lancs.
BB7 2RA

For the attention of Mrs Michelle Haworth, Core Strategy Programme Officer

Dear Mrs Haworth,

In response to the recent modifications to the RVBC Core Strategy, which, fundamentally I am in agreement with, I wish to bring to your attention one point for consideration in the developments planned for Longridge.

At the point of finalising the overall number of dwellings proposed for Longridge an adjustment of 200 dwellings was proposed, this to be distributed between 9 other identified settlements within the Borough. This number was ratified during December 2011 to account for the planned development of the Ridings Depot site. Since this time subsequent applications have been made including Gladman Developments for an additional 190 units at this site, a recent application has been lodged for 10 further units at the same site as proposed by Sherwood homes, 78 additional dwellings have already been granted permission at Mosses Farm, Whittingham Lane together with the development of 14 units on Inglewhite Road, these being amongst further granted & planned applications to build dwellings bordering Longridge.

I feel strongly that the Longridge adjustment figure requires due consideration in light of the above and, although further afield, (2 miles, with Longridge being the closest town to this site) the 650 units approved for construction at the Whittingham Park site should also form part of this consideration. It is obvious that the overall number of dwellings bordering our town shall be reliant upon the resources and infrastructure of Longridge and that to not make a further allowance for this within the dwelling allocation for our town would I consider be wholly negligent.

The impact upon the services and infrastructure by the scale of developments proposed by a number of the principle contractors within Longridge and upon its borders should be given due consideration to restricting these in both size and to the type of houses required to meet local requirements.

I believe as a community we recognise that a degree of new housing is required but that RVBC needs to exercise a degree of empathy when considering the impact such large scale developments and allocated housing units would have upon our community. The development of the existing brown field sites (as advised within the NPPF as being preferable to the destruction of Greenfield and Greenbelt) in and around Longridge as starter homes / retirement / affordable housing would be of real benefit to those who really need to get on the housing ladder as well as improving the aesthetics of the town itself.

I ask that you and the planning committee make their decisions based on a considered and well thought through basis.

[Redacted]

28th June 2014

*copied & dated
7/7/14*

PRN. 8802

Ribble Valley Borough Council
Examination Office
Church Walk
Clitheroe
Lancs.
BB7 2RA

[REDACTED]

For the attention of Mrs Michelle Haworth, Core Strategy Programme Officer

Dear Mrs Haworth,

In response to the recent modifications to the RVBC Core Strategy, which, fundamentally I am in agreement with, I wish to bring to your attention one point for consideration in the developments planned for Longridge.

At the point of finalising the overall number of dwellings proposed for Longridge an adjustment of 200 dwellings was proposed, this to be distributed between 9 other identified settlements within the Borough. This number was ratified during December 2011 to account for the planned development of the Ridings Depot site. Since this time subsequent applications have been made including Gladman Developments for an additional 190 units at this site, a recent application has been lodged for 10 further units at the same site as proposed by Sherwood homes, 78 additional dwellings have already been granted permission at Mosses Farm, Whittingham Lane together with the development of 14 units on Inglewhite Road, these being amongst further granted & planned applications to build dwellings bordering Longridge.

I feel strongly that the Longridge adjustment figure requires due consideration in light of the above and, although further afield, (2 miles, with Longridge being the closest town to this site) the 650 units approved for construction at the Whittingham Park site should also form part of this consideration. It is obvious that the overall number of dwellings bordering our town shall be reliant upon the resources and infrastructure of Longridge and that to not make a further allowance for this within the dwelling allocation for our town would I consider be wholly negligent.

The impact upon the services and infrastructure by the scale of developments proposed by a number of the principle contractors within Longridge and upon its borders should be given due consideration to restricting these in both size and to the type of houses required to meet local requirements


I believe as a community we recognise that a degree of new housing is required but that RVBC needs to exercise a degree of empathy when considering the impact such large scale developments and allocated housing units would have upon our community. The development of the existing brown field sites (as advised within the NPPF as being preferable to the destruction of Greenfield and Greenbelt) in and around Longridge as starter homes / retirement / affordable housing would be of real benefit to those who really need to get on the housing ladder as well as improving the aesthetics of the town itself.

I ask that you and the planning committee make their decisions based on a considered and well thought through basis.

Yours faithfully

[REDACTED]

[REDACTED]



28th June 2014

*copied + added
7/7/14*

PAN. 8803

Ribble Valley Borough Council
Examination Office
Church Walk
Clitheroe
Lancs.
BB7 2RA

[REDACTED]

For the attention of Mrs Michelle Haworth, Core Strategy Programme Officer

Dear Mrs Haworth,

In response to the recent modifications to the RVBC Core Strategy, which, fundamentally I am in agreement with, I wish to bring to your attention one point for consideration in the developments planned for Longridge.

At the point of finalising the overall number of dwellings proposed for Longridge an adjustment of 200 dwellings was proposed, this to be distributed between 9 other identified settlements within the Borough. This number was ratified during December 2011 to account for the planned development of the Ridings Depot site. Since this time subsequent applications have been made including Gladman Developments for an additional 190 units at this site, a recent application has been lodged for 10 further units at the same site as proposed by Sherwood homes, 78 additional dwellings have already been granted permission at Mosses Farm, Whittingham Lane together with the development of 14 units on Inglewhite Road, these being amongst further granted & planned applications to build dwellings bordering Longridge.

I feel strongly that the Longridge adjustment figure requires due consideration in light of the above and, although further afield, (2 miles, with Longridge being the closest town to this site) the 650 units approved for construction at the Whittingham Park site should also form part of this consideration. It is obvious that the overall number of dwellings bordering our town shall be reliant upon the resources and infrastructure of Longridge and that to not make a further allowance for this within the dwelling allocation for our town would I consider be wholly negligent.

The impact upon the services and infrastructure by the scale of developments proposed by a number of the principle contractors within Longridge and upon its borders should be given due consideration to restricting these in both size and to the type of houses required to meet local requirements.

I believe as a community we recognise that a degree of new housing is required but that RVBC needs to exercise a degree of empathy when considering the impact such large scale developments and allocated housing units would have upon our community. The development of the existing brown field sites (as advised within the NPPF as being preferable to the destruction of Greenfield and Greenbelt) in and around Longridge as starter homes / retirement / affordable housing would be of real benefit to those who really need to get on the housing ladder as well as improving the aesthetics of the town itself.

I ask that you and the planning committee make their decisions based on a considered and well thought through basis.

Yours faithfully

[REDACTED]

exped + called
7/7/14

PRN. 8804

28th June 2014

Ribble Valley Borough Council
Examination Office
Church Walk
Clitheroe
Lancs.
BB7 2RA

[REDACTED]

For the attention of Mrs Michelle Haworth, Core Strategy Programme Officer

Dear Mrs Haworth,

In response to the recent modifications to the RVBC Core Strategy, which, fundamentally I am in agreement with, I wish to bring to your attention one point for consideration in the developments planned for Longridge.

At the point of finalising the overall number of dwellings proposed for Longridge an adjustment of 200 dwellings was proposed, this to be distributed between 9 other identified settlements within the Borough. This number was ratified during December 2011 to account for the planned development of the Ridings Depot site. Since this time subsequent applications have been made including Gladman Developments for an additional 190 units at this site, a recent application has been lodged for 10 further units at the same site as proposed by Sherwood homes, 78 additional dwellings have already been granted permission at Mosses Farm, Whittingham Lane together with the development of 14 units on Inglewhite Road, these being amongst further granted & planned applications to build dwellings bordering Longridge.

I feel strongly that the Longridge adjustment figure requires due consideration in light of the above and, although further afield, (2 miles, with Longridge being the closest town to this site) the 650 units approved for construction at the Whittingham Park site should also form part of this consideration. It is obvious that the overall number of dwellings bordering our town shall be reliant upon the resources and infrastructure of Longridge and that to not make a further allowance for this within the dwelling allocation for our town would I consider be wholly negligent.

The impact upon the services and infrastructure by the scale of developments proposed by a number of the principle contractors within Longridge and upon its borders should be given due consideration to restricting these in both size and to the type of houses required to meet local requirements

I believe as a community we recognise that a degree of new housing is required but that RVBC needs to exercise a degree of empathy when considering the impact such large scale developments and allocated housing units would have upon our community. The development of the existing brown field sites (as advised within the NPPF as being preferable to the destruction of Greenfield and Greenbelt) in and around Longridge as starter homes / retirement / affordable housing would be of real benefit to those who really need to get on the housing ladder as well as improving the aesthetics of the town itself.

I ask that you and the planning committee make their decisions based on a considered and well thought through basis.

Yours faithfully

[REDACTED]

[REDACTED]

28th June 2014

agreed 7/7/14
*no address
for record*

PRN 8805

Ribble Valley Borough Council
Examination Office
Church Walk
Clitheroe
Lancs.
BB7 2RA

For the attention of Mrs Michelle Haworth, Core Strategy Programme Officer

Dear Mrs Haworth,

In response to the recent modifications to the RVBC Core Strategy, which, fundamentally I am in agreement with, I wish to bring to your attention one point for consideration in the developments planned for Longridge.

At the point of finalising the overall number of dwellings proposed for Longridge an adjustment of 200 dwellings was proposed, this to be distributed between 9 other identified settlements within the Borough. This number was ratified during December 2011 to account for the planned development of the Ridings Depot site. Since this time subsequent applications have been made including Gladman Developments for an additional 190 units at this site, a recent application has been lodged for 10 further units at the same site as proposed by Sherwood homes, 78 additional dwellings have already been granted permission at Mosses Farm, Whittingham Lane together with the development of 14 units on Inglewhite Road, these being amongst further granted & planned applications to build dwellings bordering Longridge.

I feel strongly that the Longridge adjustment figure requires due consideration in light of the above and, although further afield, (2 miles, with Longridge being the closest town to this site) the 650 units approved for construction at the Whittingham Park site should also form part of this consideration. It is obvious that the overall number of dwellings bordering our town shall be reliant upon the resources and infrastructure of Longridge and that to not make a further allowance for this within the dwelling allocation for our town would I consider be wholly negligent.

The impact upon the services and infrastructure by the scale of developments proposed by a number of the principle contractors within Longridge and upon its borders should be given due consideration to restricting these in both size and to the type of houses required to meet local requirements

I believe as a community we recognise that a degree of new housing is required but that RVBC needs to exercise a degree of empathy when considering the impact such large scale developments and allocated housing units would have upon our community. The development of the existing brown field sites (as advised within the NPPF as being preferable to the destruction of Greenfield and Greenbelt) in and around Longridge as starter homes / retirement / affordable housing would be of real benefit to those who really need to get on the housing ladder as well as improving the aesthetics of the town itself.

I ask that you and the planning committee make their decisions based on a considered and well thought through basis.

Yours faithfully



*Copyed. 7ack'd
9/7/19*

PRN 8806

28th June 2014

[Redacted]

Ribble Valley Borough Council
Examination Office
Church Walk
Clitheroe
Lancs.
BB7 2RA

For the attention of Mrs Michelle Haworth, Core Strategy Programme Officer

Dear Mrs Haworth,

In response to the recent modifications to the RVBC Core Strategy, which, fundamentally I am in agreement with, I wish to bring to your attention one point for consideration in the developments planned for Longridge.

At the point of finalising the overall number of dwellings proposed for Longridge an adjustment of 200 dwellings was proposed, this to be distributed between 9 other identified settlements within the Borough. This number was ratified during December 2011 to account for the planned development of the Ridings Depot site. Since this time subsequent applications have been made including Gladman Developments for an additional 190 units at this site, a recent application has been lodged for 10 further units at the same site as proposed by Sherwood homes, 78 additional dwellings have already been granted permission at Mosses Farm, Whittingham Lane together with the development of 14 units on Inglewhite Road, these being amongst further granted & planned applications to build dwellings bordering Longridge.

I feel strongly that the Longridge adjustment figure requires due consideration in light of the above and, although further afield, (2 miles, with Longridge being the closest town to this site) the 650 units approved for construction at the Whittingham Park site should also form part of this consideration. It is obvious that the overall number of dwellings bordering our town shall be reliant upon the resources and infrastructure of Longridge and that to not make a further allowance for this within the dwelling allocation for our town would I consider be wholly negligent.

The impact upon the services and infrastructure by the scale of developments proposed by a number of the principle contractors within Longridge and upon its borders should be given due consideration to restricting these in both size and to the type of houses required to meet local requirements

I believe as a community we recognise that a degree of new housing is required but that RVBC needs to exercise a degree of empathy when considering the impact such large scale developments and allocated housing units would have upon our community. The development of the existing brown field sites (as advised within the NPPF as being preferable to the destruction of Greenfield and Greenbelt) in and around Longridge as starter homes / retirement / affordable housing would be of real benefit to those who really need to get on the housing ladder as well as improving the aesthetics of the town itself.

I ask that you and the planning committee make their decisions based on a considered and well thought through basis.

Yours faithfully

[Redacted signature]

request added 7/7/14

PRN. 8807

28th June 2014

[Redacted]

Ribble Valley Borough Council
Examination Office
Church Walk
Clitheroe
Lancs.
BB7 2RA

For the attention of Mrs Michelle Haworth, Core Strategy Programme Officer

Dear Mrs Haworth,

In response to the recent modifications to the RVBC Core Strategy, which, fundamentally I am in agreement with, I wish to bring to your attention one point for consideration in the developments planned for Longridge.

At the point of finalising the overall number of dwellings proposed for Longridge an adjustment of 200 dwellings was proposed, this to be distributed between 9 other identified settlements within the Borough. This number was ratified during December 2011 to account for the planned development of the Ridings Depot site. Since this time subsequent applications have been made including Gladman Developments for an additional 190 units at this site, a recent application has been lodged for 10 further units at the same site as proposed by Sherwood homes, 78 additional dwellings have already been granted permission at Mosses Farm, Whittingham Lane together with the development of 14 units on Inglewhite Road, these being amongst further granted & planned applications to build dwellings bordering Longridge.

I feel strongly that the Longridge adjustment figure requires due consideration in light of the above and, although further afield, (2 miles, with Longridge being the closest town to this site) the 650 units approved for construction at the Whittingham Park site should also form part of this consideration. It is obvious that the overall number of dwellings bordering our town shall be reliant upon the resources and infrastructure of Longridge and that to not make a further allowance for this within the dwelling allocation for our town would I consider be wholly negligent.

The impact upon the services and infrastructure by the scale of developments proposed by a number of the principle contractors within Longridge and upon its borders should be given due consideration to restricting these in both size and to the type of houses required to meet local requirements

I believe as a community we recognise that a degree of new housing is required but that RVBC needs to exercise a degree of empathy when considering the impact such large scale developments and allocated housing units would have upon our community. The development of the existing brown field sites (as advised within the NPPF as being preferable to the destruction of Greenfield and Greenbelt) in and around Longridge as starter homes / retirement / affordable housing would be of real benefit to those who really need to get on the housing ladder as well as improving the aesthetics of the town itself.

I ask that you and the planning committee make their decisions based on a considered and well thought through basis.

Yours faithfully

[Redacted signature]

28th June 2014

*agreed 7/7/14
no address for
add*

PRN. 8808

Ribble Valley Borough Council
Examination Office
Church Walk
Clitheroe
Lancs.
BB7 2RA

For the attention of Mrs Michelle Haworth, Core Strategy Programme Officer

Dear Mrs Haworth,

In response to the recent modifications to the RVBC Core Strategy, which, fundamentally I am in agreement with, I wish to bring to your attention one point for consideration in the developments planned for Longridge.

At the point of finalising the overall number of dwellings proposed for Longridge an adjustment of 200 dwellings was proposed, this to be distributed between 9 other identified settlements within the Borough. This number was ratified during December 2011 to account for the planned development of the Ridings Depot site. Since this time subsequent applications have been made including Gladman Developments for an additional 190 units at this site, a recent application has been lodged for 10 further units at the same site as proposed by Sherwood homes, 78 additional dwellings have already been granted permission at Mosses Farm, Whittingham Lane together with the development of 14 units on Inglewhite Road, these being amongst further granted & planned applications to build dwellings bordering Longridge.

I feel strongly that the Longridge adjustment figure requires due consideration in light of the above and, although further afield, (2 miles, with Longridge being the closest town to this site) the 650 units approved for construction at the Whittingham Park site should also form part of this consideration. It is obvious that the overall number of dwellings bordering our town shall be reliant upon the resources and infrastructure of Longridge and that to not make a further allowance for this within the dwelling allocation for our town would I consider be wholly negligent.

The impact upon the services and infrastructure by the scale of developments proposed by a number of the principle contractors within Longridge and upon its borders should be given due consideration to restricting these in both size and to the type of houses required to meet local requirements

I believe as a community we recognise that a degree of new housing is required but that RVBC needs to exercise a degree of empathy when considering the impact such large scale developments and allocated housing units would have upon our community. The development of the existing brown field sites (as advised within the NPPF as being preferable to the destruction of Greenfield and Greenbelt) in and around Longridge as starter homes / retirement / affordable housing would be of real benefit to those who really need to get on the housing ladder as well as improving the aesthetics of the town itself.


I ask that you and the planning committee make their decisions based on a considered and well thought through basis.

Yours faithfully





28th June 2014



*copied 7/7/14
no address for
ack't*

PRN 8809

Ribble Valley Borough Council
Examination Office
Church Walk
Clitheroe
Lancs.
BB7 2RA

For the attention of Mrs Michelle Haworth, Core Strategy Programme Officer

Dear Mrs Haworth,

In response to the recent modifications to the RVBC Core Strategy, which, fundamentally I am in agreement with, I wish to bring to your attention one point for consideration in the developments planned for Longridge.

At the point of finalising the overall number of dwellings proposed for Longridge an adjustment of 200 dwellings was proposed, this to be distributed between 9 other identified settlements within the Borough. This number was ratified during December 2011 to account for the planned development of the Ridings Depot site. Since this time subsequent applications have been made including Gladman Developments for an additional 190 units at this site, a recent application has been lodged for 10 further units at the same site as proposed by Sherwood homes, 78 additional dwellings have already been granted permission at Mosses Farm, Whittingham Lane together with the development of 14 units on Inglewhite Road, these being amongst further granted & planned applications to build dwellings bordering Longridge.

I feel strongly that the Longridge adjustment figure requires due consideration in light of the above and, although further afield, (2 miles, with Longridge being the closest town to this site) the 650 units approved for construction at the Whittingham Park site should also form part of this consideration. It is obvious that the overall number of dwellings bordering our town shall be reliant upon the resources and infrastructure of Longridge and that to not make a further allowance for this within the dwelling allocation for our town would I consider be wholly negligent.

The impact upon the services and infrastructure by the scale of developments proposed by a number of the principle contractors within Longridge and upon its borders should be given due consideration to restricting these in both size and to the type of houses required to meet local requirements

I believe as a community we recognise that a degree of new housing is required but that RVBC needs to exercise a degree of empathy when considering the impact such large scale developments and allocated housing units would have upon our community. The development of the existing brown field sites (as advised within the NPPF as being preferable to the destruction of Greenfield and Greenbelt) in and around Longridge as starter homes / retirement / affordable housing would be of real benefit to those who really need to get on the housing ladder as well as improving the aesthetics of the town itself.

I ask that you and the planning committee make their decisions based on a considered and well thought through basis.

Yours faithfully

N





copied + added 30/6/14

8176

28th June 2014

Ribble Valley Borough Council
Examination Office
Church Walk
Clitheroe
Lancs.
BB7 2RA



For the attention of Mrs Michelle Haworth, Core Strategy Programme Officer

Dear Mrs Haworth,

In response to the recent modifications to the RVBC Core Strategy, which, fundamentally I am in agreement with, I wish to bring to your attention one point for consideration in the developments planned for Longridge.

At the point of finalising the overall number of dwellings proposed for Longridge an adjustment of 200 dwellings was proposed, this to be distributed between 9 other identified settlements within the Borough. This number was ratified during December 2011 to account for the planned development of the Ridings Depot site. Since this time subsequent applications have been made including Gladman Developments for an additional 190 units at this site, a recent application has been lodged for 10 further units at the same site as proposed by Sherwood homes, 78 additional dwellings have already been granted permission at Mosses Farm, Whittingham Lane together with the development of 14 units on Inglewhite Road, these being amongst further granted & planned applications to build dwellings bordering Longridge.

I feel strongly that the Longridge adjustment figure requires due consideration in light of the above and, although further afield, (2 miles, with Longridge being the closest town to this site) the 650 units approved for construction at the Whittingham Park site should also form part of this consideration. It is obvious that the overall number of dwellings bordering our town shall be reliant upon the resources and infrastructure of Longridge and that to not make a further allowance for this within the dwelling allocation for our town would I consider be wholly negligent.


The impact upon the services and infrastructure by the scale of developments proposed by a number of the principle contractors within Longridge and upon its borders should be given due consideration to restricting these in both size and to the type of houses required to meet local requirements

I believe as a community we recognise that a degree of new housing is required but that RVBC needs to exercise a degree of empathy when considering the impact such large scale developments and allocated housing units would have upon our community. The development of the existing brown field sites (as advised within the NPPF as being preferable to the destruction of Greenfield and Greenbelt) in and around Longridge as starter homes / retirement / affordable housing would be of real benefit to those who really need to get on the housing ladder as well as improving the aesthetics of the town itself.

I ask that you and the planning committee make their decisions based on a considered and well thought through basis.

Yours faithfully

Name & signature




loquid + adid 30/6/14

8725

28th June 2014

Ribble Valley Borough Council
Examination Office
Church Walk
Clitheroe
Lancs.
BB7 2RA

From:


For the attention of Mrs Michelle Haworth, Core Strategy Programme Officer

Dear Mrs Haworth,

In response to the recent modifications to the RVBC Core Strategy, which, fundamentally I am in agreement with, I wish to bring to your attention one point for consideration in the developments planned for Longridge.

At the point of finalising the overall number of dwellings proposed for Longridge an adjustment of 200 dwellings was proposed, this to be distributed between 9 other identified settlements within the Borough. This number was ratified during December 2011 to account for the planned development of the Ridings Depot site. Since this time subsequent applications have been made including Gladman Developments for an additional 190 units at this site, a recent application has been lodged for 10 further units at the same site as proposed by Sherwood homes, 78 additional dwellings have already been granted permission at Mosses Farm, Whittingham Lane together with the development of 14 units on Inglewhite Road, these being amongst further granted & planned applications to build dwellings bordering Longridge.



I feel strongly that the Longridge adjustment figure requires due consideration in light of the above and, although further afield, (2 miles, with Longridge being the closest town to this site) the 650 units approved for construction at the Whittingham Park site should also form part of this consideration. It is obvious that the overall number of dwellings bordering our town shall be reliant upon the resources and infrastructure of Longridge and that to not make a further allowance for this within the dwelling allocation for our town would I consider be wholly negligent.

The impact upon the services and infrastructure by the scale of developments proposed by a number of the principle contractors within Longridge and upon its borders should be given due consideration to restricting these in both size and to the type of houses required to meet local requirements

I believe as a community we recognise that a degree of new housing is required but that RVBC needs to exercise a degree of empathy when considering the impact such large scale developments and allocated housing units would have upon our community. The development of the existing brown field sites (as advised within the NPPF as being preferable to the destruction of Greenfield and Greenbelt) in and around Longridge as starter homes / retirement / affordable housing would be of real benefit to those who really need to get on the housing ladder as well as improving the aesthetics of the town itself.

I ask that you and the planning committee make their decisions based on a considered and well thought through basis.

Yours faithfully


Name & signature


1000000


1000000

1000000

revised + added 30/6/14

8726

28th June 2014



Ribble Valley Borough Council
Examination Office
Church Walk
Clitheroe
Lancs.
BB7 2RA

For the attention of Mrs Michelle Haworth, Core Strategy Programme Officer

Dear Mrs Haworth,

In response to the recent modifications to the RVBC Core Strategy, which, fundamentally I am in agreement with, I wish to bring to your attention one point for consideration in the developments planned for Longridge.

At the point of finalising the overall number of dwellings proposed for Longridge an adjustment of 200 dwellings was proposed, this to be distributed between 9 other identified settlements within the Borough. This number was ratified during December 2011 to account for the planned development of the Ridings Depot site. Since this time subsequent applications have been made including Gladman Developments for an additional 190 units at this site, a recent application has been lodged for 10 further units at the same site as proposed by Sherwood homes, 78 additional dwellings have already been granted permission at Mosses Farm, Whittingham Lane together with the development of 14 units on Inglewhite Road, these being amongst further granted & planned applications to build dwellings bordering Longridge.

I feel strongly that the Longridge adjustment figure requires due consideration in light of the above and, although further afield, (2 miles, with Longridge being the closest town to this site) the 650 units approved for construction at the Whittingham Park site should also form part of this consideration. It is obvious that the overall number of dwellings bordering our town shall be reliant upon the resources and infrastructure of Longridge and that to not make a further allowance for this within the dwelling allocation for our town would I consider be wholly negligent.


The impact upon the services and infrastructure by the scale of developments proposed by a number of the principle contractors within Longridge and upon its borders should be given due consideration to restricting these in both size and to the type of houses required to meet local requirements

I believe as a community we recognise that a degree of new housing is required but that RVBC needs to exercise a degree of empathy when considering the impact such large scale developments and allocated housing units would have upon our community. The development of the existing brown field sites (as advised within the NPPF as being preferable to the destruction of Greenfield and Greenbelt) in and around Longridge as starter homes / retirement / affordable housing would be of real benefit to those who really need to get on the housing ladder as well as improving the aesthetics of the town itself.

I ask that you and the planning committee make their decisions based on a considered and well thought through basis.

Yours faithfully

Name & signature




copied + added 30/6/14

8727

28th June 2014

Ribble Valley Borough Council
Examination Office
Church Walk
Clitheroe
Lancs.
BB7 2RA



Rate 27/6/2014

For the attention of Mrs Michelle Haworth, Core Strategy Programme Officer

Dear Mrs Haworth,

In response to the recent modifications to the RVBC Core Strategy, which, fundamentally I am in agreement with, I wish to bring to your attention one point for consideration in the developments planned for Longridge.

At the point of finalising the overall number of dwellings proposed for Longridge an adjustment of 200 dwellings was proposed, this to be distributed between 9 other identified settlements within the Borough. This number was ratified during December 2011 to account for the planned development of the Ridings Depot site. Since this time subsequent applications have been made including Gladman Developments for an additional 190 units at this site, a recent application has been lodged for 10 further units at the same site as proposed by Sherwood homes, 78 additional dwellings have already been granted permission at Mosses Farm, Whittingham Lane together with the development of 14 units on Inglewhite Road, these being amongst further granted & planned applications to build dwellings bordering Longridge.

I feel strongly that the Longridge adjustment figure requires due consideration in light of the above and, although further afield, (2 miles, with Longridge being the closest town to this site) the 650 units approved for construction at the Whittingham Park site should also form part of this consideration. It is obvious that the overall number of dwellings bordering our town shall be reliant upon the resources and infrastructure of Longridge and that to not make a further allowance for this within the dwelling allocation for our town would I consider be wholly negligent.

The impact upon the services and infrastructure by the scale of developments proposed by a number of the principle contractors within Longridge and upon its borders should be given due consideration to restricting these in both size and to the type of houses required to meet local requirements

I believe as a community we recognise that a degree of new housing is required but that RVBC needs to exercise a degree of empathy when considering the impact such large scale developments and allocated housing units would have upon our community. The development of the existing brown field sites (as advised within the NPPF as being preferable to the destruction of Greenfield and Greenbelt) in and around Longridge as starter homes / retirement / affordable housing would be of real benefit to those who really need to get on the housing ladder as well as improving the aesthetics of the town itself.

I ask that you and the planning committee make their decisions based on a considered and well thought through basis.

Yours faithfully


Name & signature



correct + dated 30/6/14

7834

28th June 2014



Ribble Valley Borough Council
Examination Office
Church Walk
Clitheroe
Lancs.
BB7 2RA

under same PRN

For the attention of Mrs Michelle Haworth, Core Strategy Programme Officer

Dear Mrs Haworth,

In response to the recent modifications to the RVBC Core Strategy, which, fundamentally I am in agreement with, I wish to bring to your attention one point for consideration in the developments planned for Longridge.

At the point of finalising the overall number of dwellings proposed for Longridge an adjustment of 200 dwellings was proposed, this to be distributed between 9 other identified settlements within the Borough. This number was ratified during December 2011 to account for the planned development of the Ridings Depot site. Since this time subsequent applications have been made including Gladman Developments for an additional 190 units at this site, a recent application has been lodged for 10 further units at the same site as proposed by Sherwood homes, 78 additional dwellings have already been granted permission at Mosses Farm, Whittingham Lane together with the development of 14 units on Inglewhite Road, these being amongst further granted & planned applications to build dwellings bordering Longridge.

I feel strongly that the Longridge adjustment figure requires due consideration in light of the above and, although further afield, (2 miles, with Longridge being the closest town to this site) the 650 units approved for construction at the Whittingham Park site should also form part of this consideration. It is obvious that the overall number of dwellings bordering our town shall be reliant upon the resources and infrastructure of Longridge and that to not make a further allowance for this within the dwelling allocation for our town would I consider be wholly negligent.

The impact upon the services and infrastructure by the scale of developments proposed by a number of the principle contractors within Longridge and upon its borders should be given due consideration to restricting these in both size and to the type of houses required to meet local requirements

I believe as a community we recognise that a degree of new housing is required but that RVBC needs to exercise a degree of empathy when considering the impact such large scale developments and allocated housing units would have upon our community. The development of the existing brown field sites (as advised within the NPPF as being preferable to the destruction of Greenfield and Greenbelt) in and around Longridge as starter homes / retirement / affordable housing would be of real benefit to those who really need to get on the housing ladder as well as improving the aesthetics of the town itself.

I ask that you and the planning committee make their decisions based on a considered and well thought through basis.


Yours faithfully

Name & signature



copied + add'd 30/6/14

28th June 2014



Ribble Valley Borough Council
Examination Office
Church Walk
Clitheroe
Lancs.
BB7 2RA

under same PRN

For the attention of Mrs Michelle Haworth, Core Strategy Programme Officer

Dear Mrs Haworth,

In response to the recent modifications to the RVBC Core Strategy, which, fundamentally I am in agreement with, I wish to bring to your attention one point for consideration in the developments planned for Longridge.

At the point of finalising the overall number of dwellings proposed for Longridge an adjustment of 200 dwellings was proposed, this to be distributed between 9 other identified settlements within the Borough. This number was ratified during December 2011 to account for the planned development of the Ridings Depot site. Since this time subsequent applications have been made including Gladman Developments for an additional 190 units at this site, a recent application has been lodged for 10 further units at the same site as proposed by Sherwood homes, 78 additional dwellings have already been granted permission at Mosses Farm, Whittingham Lane together with the development of 14 units on Inglewhite Road, these being amongst further granted & planned applications to build dwellings bordering Longridge.

I feel strongly that the Longridge adjustment figure requires due consideration in light of the above and, although further afield, (2 miles, with Longridge being the closest town to this site) the 650 units approved for construction at the Whittingham Park site should also form part of this consideration. It is obvious that the overall number of dwellings bordering our town shall be reliant upon the resources and infrastructure of Longridge and that to not make a further allowance for this within the dwelling allocation for our town would I consider be wholly negligent.

The impact upon the services and infrastructure by the scale of developments proposed by a number of the principle contractors within Longridge and upon its borders should be given due consideration to restricting these in both size and to the type of houses required to meet local requirements

I believe as a community we recognise that a degree of new housing is required but that RVBC needs to exercise a degree of empathy when considering the impact such large scale developments and allocated housing units would have upon our community. The development of the existing brown field sites (as advised within the NPPF as being preferable to the destruction of Greenfield and Greenbelt) in and around Longridge as starter homes / retirement / affordable housing would be of real benefit to those who really need to get on the housing ladder as well as improving the aesthetics of the town itself.


I ask that you and the planning committee make their decisions based on a considered and well thought through basis.

Yours faithfully

A signature area that has been completely redacted with heavy black scribbles.


Name & signature

A name area that has been completely redacted with heavy black scribbles.



signed + add'd 30/6/14

28th June 2014



Ribble Valley Borough Council
Examination Office
Church Walk
Clitheroe
Lancs.
BB7 2RA

8652

date 28/6/2014

For the attention of Mrs Michelle Haworth, Core Strategy Programme Officer

Dear Mrs Haworth,

In response to the recent modifications to the RVBC Core Strategy, which, fundamentally I am in agreement with, I wish to bring to your attention one point for consideration in the developments planned for Longridge.

At the point of finalising the overall number of dwellings proposed for Longridge an adjustment of 200 dwellings was proposed, this to be distributed between 9 other identified settlements within the Borough. This number was ratified during December 2011 to account for the planned development of the Ridings Depot site. Since this time subsequent applications have been made including Gladman Developments for an additional 190 units at this site, a recent application has been lodged for 10 further units at the same site as proposed by Sherwood homes, 78 additional dwellings have already been granted permission at Mosses Farm, Whittingham Lane together with the development of 14 units on Inglewhite Road, these being amongst further granted & planned applications to build dwellings bordering Longridge.

I feel strongly that the Longridge adjustment figure requires due consideration in light of the above and, although further afield, (2 miles, with Longridge being the closest town to this site) the 650 units approved for construction at the Whittingham Park site should also form part of this consideration. It is obvious that the overall number of dwellings bordering our town shall be reliant upon the resources and infrastructure of Longridge and that to not make a further allowance for this within the dwelling allocation for our town would I consider be wholly negligent.

The impact upon the services and infrastructure by the scale of developments proposed by a number of the principle contractors within Longridge and upon its borders should be given due consideration to restricting these in both size and to the type of houses required to meet local requirements

I believe as a community we recognise that a degree of new housing is required but that RVBC needs to exercise a degree of empathy when considering the impact such large scale developments and allocated housing units would have upon our community. The development of the existing brown field sites (as advised within the NPPF as being preferable to the destruction of Greenfield and Greenbelt) in and around Longridge as starter homes / retirement / affordable housing would be of real benefit to those who really need to get on the housing ladder as well as improving the aesthetics of the town itself.

I ask that you and the planning committee make their decisions based on a considered and well thought through basis.

Yours faithfully

Name & signature



copied + ach'd 30/6/14

8728

28th June 2014

Ribble Valley Borough Council
Examination Office
Church Walk
Clitheroe
Lancs.
BB7 2RA

[REDACTED]

For the attention of Mrs Michelle Haworth, Core Strategy Programme Officer

Dear Mrs Haworth,

In response to the recent modifications to the RVBC Core Strategy, which, fundamentally I am in agreement with, I wish to bring to your attention one point for consideration in the developments planned for Longridge.

At the point of finalising the overall number of dwellings proposed for Longridge an adjustment of 200 dwellings was proposed, this to be distributed between 9 other identified settlements within the Borough. This number was ratified during December 2011 to account for the planned development of the Ridings Depot site. Since this time subsequent applications have been made including Gladman Developments for an additional 190 units at this site, a recent application has been lodged for 10 further units at the same site as proposed by Sherwood homes, 78 additional dwellings have already been granted permission at Mosses Farm, Whittingham Lane together with the development of 14 units on Inglewhite Road, these being amongst further granted & planned applications to build dwellings bordering Longridge.

I feel strongly that the Longridge adjustment figure requires due consideration in light of the above and, although further afield, (2 miles, with Longridge being the closest town to this site) the 650 units approved for construction at the Whittingham Park site should also form part of this consideration. It is obvious that the overall number of dwellings bordering our town shall be reliant upon the resources and infrastructure of Longridge and that to not make a further allowance for this within the dwelling allocation for our town would I consider be wholly negligent.

The impact upon the services and infrastructure by the scale of developments proposed by a number of the principle contractors within Longridge and upon its borders should be given due consideration to restricting these in both size and to the type of houses required to meet local requirements

I believe as a community we recognise that a degree of new housing is required but that RVBC needs to exercise a degree of empathy when considering the impact such large scale developments and allocated housing units would have upon our community. The development of the existing brown field sites (as advised within the NPPF as being preferable to the destruction of Greenfield and Greenbelt) in and around Longridge as starter homes / retirement / affordable housing would be of real benefit to those who really need to get on the housing ladder as well as improving the aesthetics of the town itself.

I ask that you and the planning committee make their decisions based on a considered and well thought through basis.

Yours faithfully

[REDACTED]

[REDACTED]

Name & signature




copied + act'd 30/6/14

8729

28th June 2014

Ribble Valley Borough Council
Examination Office
Church Walk
Clitheroe
Lancs.
BB7 2RA



For the attention of Mrs Michelle Haworth, Core Strategy Programme Officer

Dear Mrs Haworth,

In response to the recent modifications to the RVBC Core Strategy, which, fundamentally I am in agreement with, I wish to bring to your attention one point for consideration in the developments planned for Longridge.

At the point of finalising the overall number of dwellings proposed for Longridge an adjustment of 200 dwellings was proposed, this to be distributed between 9 other identified settlements within the Borough. This number was ratified during December 2011 to account for the planned development of the Ridings Depot site. Since this time subsequent applications have been made including Gladman Developments for an additional 190 units at this site, a recent application has been lodged for 10 further units at the same site as proposed by Sherwood homes, 78 additional dwellings have already been granted permission at Mosses Farm, Whittingham Lane together with the development of 14 units on Inglewhite Road, these being amongst further granted & planned applications to build dwellings bordering Longridge.

I feel strongly that the Longridge adjustment figure requires due consideration in light of the above and, although further afield, (2 miles, with Longridge being the closest town to this site) the 650 units approved for construction at the Whittingham Park site should also form part of this consideration. It is obvious that the overall number of dwellings bordering our town shall be reliant upon the resources and infrastructure of Longridge and that to not make a further allowance for this within the dwelling allocation for our town would I consider be wholly negligent.


The impact upon the services and infrastructure by the scale of developments proposed by a number of the principle contractors within Longridge and upon its borders should be given due consideration to restricting these in both size and to the type of houses required to meet local requirements

I believe as a community we recognise that a degree of new housing is required but that RVBC needs to exercise a degree of empathy when considering the impact such large scale developments and allocated housing units would have upon our community. The development of the existing brown field sites (as advised within the NPPF as being preferable to the destruction of Greenfield and Greenbelt) in and around Longridge as starter homes / retirement / affordable housing would be of real benefit to those who really need to get on the housing ladder as well as improving the aesthetics of the town itself.

I ask that you and the planning committee make their decisions based on a considered and well thought through basis.

Yours faithfully

Name & signature




copied + added 30/6/14

8730.

28th June 2014

Ribble Valley Borough Council
Examination Office
Church Walk
Clitheroe
Lancs.
BB7 2RA



date 27/6/2014

For the attention of Mrs Michelle Haworth, Core Strategy Programme Officer

Dear Mrs Haworth,

In response to the recent modifications to the RVBC Core Strategy, which, fundamentally I am in agreement with, I wish to bring to your attention one point for consideration in the developments planned for Longridge.

At the point of finalising the overall number of dwellings proposed for Longridge an adjustment of 200 dwellings was proposed, this to be distributed between 9 other identified settlements within the Borough. This number was ratified during December 2011 to account for the planned development of the Ridings Depot site. Since this time subsequent applications have been made including Gladman Developments for an additional 190 units at this site, a recent application has been lodged for 10 further units at the same site as proposed by Sherwood homes, 78 additional dwellings have already been granted permission at Mosses Farm, Whittingham Lane together with the development of 14 units on Inglewhite Road, these being amongst further granted & planned applications to build dwellings bordering Longridge.

I feel strongly that the Longridge adjustment figure requires due consideration in light of the above and, although further afield, (2 miles, with Longridge being the closest town to this site) the 650 units approved for construction at the Whittingham Park site should also form part of this consideration. It is obvious that the overall number of dwellings bordering our town shall be reliant upon the resources and infrastructure of Longridge and that to not make a further allowance for this within the dwelling allocation for our town would I consider be wholly negligent.

The impact upon the services and infrastructure by the scale of developments proposed by a number of the principle contractors within Longridge and upon its borders should be given due consideration to restricting these in both size and to the type of houses required to meet local requirements

I believe as a community we recognise that a degree of new housing is required but that RVBC needs to exercise a degree of empathy when considering the impact such large scale developments and allocated housing units would have upon our community. The development of the existing brown field sites (as advised within the NPPF as being preferable to the destruction of Greenfield and Greenbelt) in and around Longridge as starter homes / retirement / affordable housing would be of real benefit to those who really need to get on the housing ladder as well as improving the aesthetics of the town itself.

I ask that you and the planning committee make their decisions based on a considered and well thought through basis.

Yours faithfully

Name & signature

copied + acid 30/6/14

8171

28th June 2014

Ribble Valley Borough Council
Examination Office
Church Walk
Clitheroe
Lancs.
BB7 2RA

[Redacted]
[Redacted]
Lancashire Tele *[Redacted]*

For the attention of Mrs Michelle Haworth, Core Strategy Programme Officer

Dear Mrs Haworth,

In response to the recent modifications to the RVBC Core Strategy, which, fundamentally I am in agreement with, I wish to bring to your attention one point for consideration in the developments planned for Longridge.

At the point of finalising the overall number of dwellings proposed for Longridge an adjustment of 200 dwellings was proposed, this to be distributed between 9 other identified settlements within the Borough. This number was ratified during December 2011 to account for the planned development of the Ridings Depot site. Since this time subsequent applications have been made including Gladman Developments for an additional 190 units at this site, a recent application has been lodged for 10 further units at the same site as proposed by Sherwood homes, 78 additional dwellings have already been granted permission at Mosses Farm, Whittingham Lane together with the development of 14 units on Inglewhite Road, these being amongst further granted & planned applications to build dwellings bordering Longridge.

I feel strongly that the Longridge adjustment figure requires due consideration in light of the above and, although further afield, (2 miles, with Longridge being the closest town to this site) the 650 units approved for construction at the Whittingham Park site should also form part of this consideration. It is obvious that the overall number of dwellings bordering our town shall be reliant upon the resources and infrastructure of Longridge and that to not make a further allowance for this within the dwelling allocation for our town would I consider be wholly negligent.

The impact upon the services and infrastructure by the scale of developments proposed by a number of the principle contractors within Longridge and upon its borders should be given due consideration to restricting these in both size and to the type of houses required to meet local requirements

I believe as a community we recognise that a degree of new housing is required but that RVBC needs to exercise a degree of empathy when considering the impact such large scale developments and allocated housing units would have upon our community. The development of the existing brown field sites (as advised within the NPPF as being preferable to the destruction of Greenfield and Greenbelt) in and around Longridge as starter homes / retirement / affordable housing would be of real benefit to those who really need to get on the housing ladder as well as improving the aesthetics of the town itself.

I ask that you and the planning committee make their decisions based on a considered and well thought through basis.

Yours faithfully

[Redacted signature]
[Redacted signature]
Name & signature

[Redacted signature]
[Redacted signature]




speed + addit 30/6/14

8647.

28th June 2014

Ribble Valley Borough Council
Examination Office
Church Walk
Clitheroe
Lancs.
BB7 2RA



For the attention of Mrs Michelle Haworth, Core Strategy Programme Officer

Dear Mrs Haworth,

In response to the recent modifications to the RVBC Core Strategy, which, fundamentally I am in agreement with, I wish to bring to your attention one point for consideration in the developments planned for Longridge.

At the point of finalising the overall number of dwellings proposed for Longridge an adjustment of 200 dwellings was proposed, this to be distributed between 9 other identified settlements within the Borough. This number was ratified during December 2011 to account for the planned development of the Ridings Depot site. Since this time subsequent applications have been made including Gladman Developments for an additional 190 units at this site, a recent application has been lodged for 10 further units at the same site as proposed by Sherwood homes, 78 additional dwellings have already been granted permission at Mosses Farm, Whittingham Lane together with the development of 14 units on Inglewhite Road, these being amongst further granted & planned applications to build dwellings bordering Longridge.

I feel strongly that the Longridge adjustment figure requires due consideration in light of the above and, although further afield, (2 miles, with Longridge being the closest town to this site) the 650 units approved for construction at the Whittingham Park site should also form part of this consideration. It is obvious that the overall number of dwellings bordering our town shall be reliant upon the resources and infrastructure of Longridge and that to not make a further allowance for this within the dwelling allocation for our town would I consider be wholly negligent.

The impact upon the services and infrastructure by the scale of developments proposed by a number of the principle contractors within Longridge and upon its borders should be given due consideration to restricting these in both size and to the type of houses required to meet local requirements

I believe as a community we recognise that a degree of new housing is required but that RVBC needs to exercise a degree of empathy when considering the impact such large scale developments and allocated housing units would have upon our community. The development of the existing brown field sites (as advised within the NPPF as being preferable to the destruction of Greenfield and Greenbelt) in and around Longridge as starter homes / retirement / affordable housing would be of real benefit to those who really need to get on the housing ladder as well as improving the aesthetics of the town itself.

I ask that you and the planning committee make their decisions based on a considered and well thought through basis.

Yours faithfully


Name & signature



copied + arch'd 30/6/14

8731

28th June 2014



Ribble Valley Borough Council
Examination Office
Church Walk
Clitheroe
Lancs.
BB7 2RA

For the attention of Mrs Michelle Haworth, Core Strategy Programme Officer

Dear Mrs Haworth,

In response to the recent modifications to the RVBC Core Strategy, which, fundamentally I am in agreement with, I wish to bring to your attention one point for consideration in the developments planned for Longridge.

At the point of finalising the overall number of dwellings proposed for Longridge an adjustment of 200 dwellings was proposed, this to be distributed between 9 other identified settlements within the Borough. This number was ratified during December 2011 to account for the planned development of the Ridings Depot site. Since this time subsequent applications have been made including Gladman Developments for an additional 190 units at this site, a recent application has been lodged for 10 further units at the same site as proposed by Sherwood homes, 78 additional dwellings have already been granted permission at Mosses Farm, Whittingham Lane together with the development of 14 units on Inglewhite Road, these being amongst further granted & planned applications to build dwellings bordering Longridge.

I feel strongly that the Longridge adjustment figure requires due consideration in light of the above and, although further afield, (2 miles, with Longridge being the closest town to this site) the 650 units approved for construction at the Whittingham Park site should also form part of this consideration. It is obvious that the overall number of dwellings bordering our town shall be reliant upon the resources and infrastructure of Longridge and that to not make a further allowance for this within the dwelling allocation for our town would I consider be wholly negligent.

The impact upon the services and infrastructure by the scale of developments proposed by a number of the principle contractors within Longridge and upon its borders should be given due consideration to restricting these in both size and to the type of houses required to meet local requirements

I believe as a community we recognise that a degree of new housing is required but that RVBC needs to exercise a degree of empathy when considering the impact such large scale developments and allocated housing units would have upon our community. The development of the existing brown field sites (as advised within the NPPF as being preferable to the destruction of Greenfield and Greenbelt) in and around Longridge as starter homes / retirement / affordable housing would be of real benefit to those who really need to get on the housing ladder as well as improving the aesthetics of the town itself.

I ask that you and the planning committee make their decisions based on a considered and well thought through basis.

Yours faithfully

Name & signature




copied + added 30/6/14

8732

28th June 2014

Ribble Valley Borough Council
Examination Office
Church Walk
Clitheroe
Lancs.
BB7 2RA



For the attention of Mrs Michelle Haworth, Core Strategy Programme Officer

Dear Mrs Haworth,

In response to the recent modifications to the RVBC Core Strategy, which, fundamentally I am in agreement with, I wish to bring to your attention one point for consideration in the developments planned for Longridge.

At the point of finalising the overall number of dwellings proposed for Longridge an adjustment of 200 dwellings was proposed, this to be distributed between 9 other identified settlements within the Borough. This number was ratified during December 2011 to account for the planned development of the Ridings Depot site. Since this time subsequent applications have been made including Gladman Developments for an additional 190 units at this site, a recent application has been lodged for 10 further units at the same site as proposed by Sherwood homes, 78 additional dwellings have already been granted permission at Mosses Farm, Whittingham Lane together with the development of 14 units on Inglewhite Road, these being amongst further granted & planned applications to build dwellings bordering Longridge.

I feel strongly that the Longridge adjustment figure requires due consideration in light of the above and, although further afield, (2 miles, with Longridge being the closest town to this site) the 650 units approved for construction at the Whittingham Park site should also form part of this consideration. It is obvious that the overall number of dwellings bordering our town shall be reliant upon the resources and infrastructure of Longridge and that to not make a further allowance for this within the dwelling allocation for our town would I consider be wholly negligent.

The impact upon the services and infrastructure by the scale of developments proposed by a number of the principle contractors within Longridge and upon its borders should be given due consideration to restricting these in both size and to the type of houses required to meet local requirements

I believe as a community we recognise that a degree of new housing is required but that RVBC needs to exercise a degree of empathy when considering the impact such large scale developments and allocated housing units would have upon our community. The development of the existing brown field sites (as advised within the NPPF as being preferable to the destruction of Greenfield and Greenbelt) in and around Longridge as starter homes / retirement / affordable housing would be of real benefit to those who really need to get on the housing ladder as well as improving the aesthetics of the town itself.

I ask that you and the planning committee make their decisions based on a considered and well thought through basis.

Yours faithfully


Name & signature




exped + adv'd 30/6/14

1207

28th June 2014

Ribble Valley Borough Council
Examination Office
Church Walk
Clitheroe
Lancs.
BB7 2RA



For the attention of Mrs Michelle Haworth, Core Strategy Programme Officer

Dear Mrs Haworth,

In response to the recent modifications to the RVBC Core Strategy, which, fundamentally I am in agreement with, I wish to bring to your attention one point for consideration in the developments planned for Longridge.

At the point of finalising the overall number of dwellings proposed for Longridge an adjustment of 200 dwellings was proposed, this to be distributed between 9 other identified settlements within the Borough. This number was ratified during December 2011 to account for the planned development of the Ridings Depot site. Since this time subsequent applications have been made including Gladman Developments for an additional 190 units at this site, a recent application has been lodged for 10 further units at the same site as proposed by Sherwood homes, 78 additional dwellings have already been granted permission at Mosses Farm, Whittingham Lane together with the development of 14 units on Inglewhite Road, these being amongst further granted & planned applications to build dwellings bordering Longridge.

I feel strongly that the Longridge adjustment figure requires due consideration in light of the above and, although further afield, (2 miles, with Longridge being the closest town to this site) the 650 units approved for construction at the Whittingham Park site should also form part of this consideration. It is obvious that the overall number of dwellings bordering our town shall be reliant upon the resources and infrastructure of Longridge and that to not make a further allowance for this within the dwelling allocation for our town would I consider be wholly negligent.

The impact upon the services and infrastructure by the scale of developments proposed by a number of the principle contractors within Longridge and upon its borders should be given due consideration to restricting these in both size and to the type of houses required to meet local requirements

I believe as a community we recognise that a degree of new housing is required but that RVBC needs to exercise a degree of empathy when considering the impact such large scale developments and allocated housing units would have upon our community. The development of the existing brown field sites (as advised within the NPPF as being preferable to the destruction of Greenfield and Greenbelt) in and around Longridge as starter homes / retirement / affordable housing would be of real benefit to those who really need to get on the housing ladder as well as improving the aesthetics of the town itself.

I ask that you and the planning committee make their decisions based on a considered and well thought through basis.

Yours faithfully

A line of text that has been completely redacted with black scribbles, obscuring the name and signature of the sender.

A second line of text that has been completely redacted with black scribbles, obscuring the name and signature of the sender.

Name & signature


1000
1000
1000

signed + dated 30/6/14

8933

28th June 2014

Ribble Valley Borough Council
Examination Office
Church Walk
Clitheroe
Lancs.
BB7 2RA



For the attention of Mrs Michelle Haworth, Core Strategy Programme Officer

Dear Mrs Haworth,

In response to the recent modifications to the RVBC Core Strategy, which, fundamentally I am in agreement with, I wish to bring to your attention one point for consideration in the developments planned for Longridge.

At the point of finalising the overall number of dwellings proposed for Longridge an adjustment of 200 dwellings was proposed, this to be distributed between 9 other identified settlements within the Borough. This number was ratified during December 2011 to account for the planned development of the Ridings Depot site. Since this time subsequent applications have been made including Gladman Developments for an additional 190 units at this site, a recent application has been lodged for 10 further units at the same site as proposed by Sherwood homes, 78 additional dwellings have already been granted permission at Mosses Farm, Whittingham Lane together with the development of 14 units on Inglewhite Road, these being amongst further granted & planned applications to build dwellings bordering Longridge.

I feel strongly that the Longridge adjustment figure requires due consideration in light of the above and, although further afield, (2 miles, with Longridge being the closest town to this site) the 650 units approved for construction at the Whittingham Park site should also form part of this consideration. It is obvious that the overall number of dwellings bordering our town shall be reliant upon the resources and infrastructure of Longridge and that to not make a further allowance for this within the dwelling allocation for our town would I consider be wholly negligent.

The impact upon the services and infrastructure by the scale of developments proposed by a number of the principle contractors within Longridge and upon its borders should be given due consideration to restricting these in both size and to the type of houses required to meet local requirements

I believe as a community we recognise that a degree of new housing is required but that RVBC needs to exercise a degree of empathy when considering the impact such large scale developments and allocated housing units would have upon our community. The development of the existing brown field sites (as advised within the NPPF as being preferable to the destruction of Greenfield and Greenbelt) in and around Longridge as starter homes / retirement / affordable housing would be of real benefit to those who really need to get on the housing ladder as well as improving the aesthetics of the town itself.

I ask that you and the planning committee make their decisions based on a considered and well thought through basis.

Yours faithfully


Name & signature

revised + added 30/6/14

8734

28th June 2014

Ribble Valley Borough Council
Examination Office
Church Walk
Clitheroe
Lancs.
BB7 2RA



For the attention of Mrs Michelle Haworth, Core Strategy Programme Officer

Dear Mrs Haworth,

In response to the recent modifications to the RVBC Core Strategy, which, fundamentally I am in agreement with, I wish to bring to your attention one point for consideration in the developments planned for Longridge.

At the point of finalising the overall number of dwellings proposed for Longridge an adjustment of 200 dwellings was proposed, this to be distributed between 9 other identified settlements within the Borough. This number was ratified during December 2011 to account for the planned development of the Ridings Depot site. Since this time subsequent applications have been made including Gladman Developments for an additional 190 units at this site, a recent application has been lodged for 10 further units at the same site as proposed by Sherwood homes, 78 additional dwellings have already been granted permission at Mosses Farm, Whittingham Lane together with the development of 14 units on Inglewhite Road, these being amongst further granted & planned applications to build dwellings bordering Longridge.


I feel strongly that the Longridge adjustment figure requires due consideration in light of the above and, although further afield, (2 miles, with Longridge being the closest town to this site) the 650 units approved for construction at the Whittingham Park site should also form part of this consideration. It is obvious that the overall number of dwellings bordering our town shall be reliant upon the resources and infrastructure of Longridge and that to not make a further allowance for this within the dwelling allocation for our town would I consider be wholly negligent.

The impact upon the services and infrastructure by the scale of developments proposed by a number of the principle contractors within Longridge and upon its borders should be given due consideration to restricting these in both size and to the type of houses required to meet local requirements

I believe as a community we recognise that a degree of new housing is required but that RVBC needs to exercise a degree of empathy when considering the impact such large scale developments and allocated housing units would have upon our community. The development of the existing brown field sites (as advised within the NPPF as being preferable to the destruction of Greenfield and Greenbelt) in and around Longridge as starter homes / retirement / affordable housing would be of real benefit to those who really need to get on the housing ladder as well as improving the aesthetics of the town itself.

I ask that you and the planning committee make their decisions based on a considered and well thought through basis.

Yours faithfully


Name & signature




copied + added 20/6/14

8735

28th June 2014

Ribble Valley Borough Council
Examination Office
Church Walk
Clitheroe
Lancs.
BB7 2RA



For the attention of Mrs Michelle Haworth, Core Strategy Programme Officer

Dear Mrs Haworth,

In response to the recent modifications to the RVBC Core Strategy, which, fundamentally I am in agreement with, I wish to bring to your attention one point for consideration in the developments planned for Longridge.

At the point of finalising the overall number of dwellings proposed for Longridge an adjustment of 200 dwellings was proposed, this to be distributed between 9 other identified settlements within the Borough. This number was ratified during December 2011 to account for the planned development of the Ridings Depot site. Since this time subsequent applications have been made including Gladman Developments for an additional 190 units at this site, a recent application has been lodged for 10 further units at the same site as proposed by Sherwood homes, 78 additional dwellings have already been granted permission at Mosses Farm, Whittingham Lane together with the development of 14 units on Inglewhite Road, these being amongst further granted & planned applications to build dwellings bordering Longridge.

I feel strongly that the Longridge adjustment figure requires due consideration in light of the above and, although further afield, (2 miles, with Longridge being the closest town to this site) the 650 units approved for construction at the Whittingham Park site should also form part of this consideration. It is obvious that the overall number of dwellings bordering our town shall be reliant upon the resources and infrastructure of Longridge and that to not make a further allowance for this within the dwelling allocation for our town would I consider be wholly negligent.

The impact upon the services and infrastructure by the scale of developments proposed by a number of the principle contractors within Longridge and upon its borders should be given due consideration to restricting these in both size and to the type of houses required to meet local requirements

I believe as a community we recognise that a degree of new housing is required but that RVBC needs to exercise a degree of empathy when considering the impact such large scale developments and allocated housing units would have upon our community. The development of the existing brown field sites (as advised within the NPPF as being preferable to the destruction of Greenfield and Greenbelt) in and around Longridge as starter homes / retirement / affordable housing would be of real benefit to those who really need to get on the housing ladder as well as improving the aesthetics of the town itself.

I ask that you and the planning committee make their decisions based on a considered and well thought through basis.

Yours faithfully


Name & signature



copied + add'd 30/6/14

28th June 2014

Ribble Valley Borough Council
Examination Office
Church Walk
Clitheroe
Lancs.
BB7 2RA



For the attention of Mrs Michelle Haworth, Core Strategy Programme Officer

Dear Mrs Haworth,

In response to the recent modifications to the RVBC Core Strategy, which, fundamentally I am in agreement with, I wish to bring to your attention one point for consideration in the developments planned for Longridge.

At the point of finalising the overall number of dwellings proposed for Longridge an adjustment of 200 dwellings was proposed, this to be distributed between 9 other identified settlements within the Borough. This number was ratified during December 2011 to account for the planned development of the Ridings Depot site. Since this time subsequent applications have been made including Gladman Developments for an additional 190 units at this site, a recent application has been lodged for 10 further units at the same site as proposed by Sherwood homes, 78 additional dwellings have already been granted permission at Mosses Farm, Whittingham Lane together with the development of 14 units on Inglewhite Road, these being amongst further granted & planned applications to build dwellings bordering Longridge.

I feel strongly that the Longridge adjustment figure requires due consideration in light of the above and, although further afield, (2 miles, with Longridge being the closest town to this site) the 650 units approved for construction at the Whittingham Park site should also form part of this consideration. It is obvious that the overall number of dwellings bordering our town shall be reliant upon the resources and infrastructure of Longridge and that to not make a further allowance for this within the dwelling allocation for our town would I consider be wholly negligent.


The impact upon the services and infrastructure by the scale of developments proposed by a number of the principle contractors within Longridge and upon its borders should be given due consideration to restricting these in both size and to the type of houses required to meet local requirements


I believe as a community we recognise that a degree of new housing is required but that RVBC needs to exercise a degree of empathy when considering the impact such large scale developments and allocated housing units would have upon our community. The development of the existing brown field sites (as advised within the NPPF as being preferable to the destruction of Greenfield and Greenbelt) in and around Longridge as starter homes / retirement / affordable housing would be of real benefit to those who really need to get on the housing ladder as well as improving the aesthetics of the town itself.

I ask that you and the planning committee make their decisions based on a considered and well thought through basis.

Yours faithfully

Name & signature






copied + dated 30/6/14

8736

28th June 2014



Ribble Valley Borough Council
Examination Office
Church Walk
Clitheroe
Lancs.
BB7 2RA

For the attention of Mrs Michelle Haworth, Core Strategy Programme Officer

Dear Mrs Haworth,

In response to the recent modifications to the RVBC Core Strategy, which, fundamentally I am in agreement with, I wish to bring to your attention one point for consideration in the developments planned for Longridge.

At the point of finalising the overall number of dwellings proposed for Longridge an adjustment of 200 dwellings was proposed, this to be distributed between 9 other identified settlements within the Borough. This number was ratified during December 2011 to account for the planned development of the Ridings Depot site. Since this time subsequent applications have been made including Gladman Developments for an additional 190 units at this site, a recent application has been lodged for 10 further units at the same site as proposed by Sherwood homes, 78 additional dwellings have already been granted permission at Mosses Farm, Whittingham Lane together with the development of 14 units on Inglewhite Road, these being amongst further granted & planned applications to build dwellings bordering Longridge.

I feel strongly that the Longridge adjustment figure requires due consideration in light of the above and, although further afield, (2 miles, with Longridge being the closest town to this site) the 650 units approved for construction at the Whittingham Park site should also form part of this consideration. It is obvious that the overall number of dwellings bordering our town shall be reliant upon the resources and infrastructure of Longridge and that to not make a further allowance for this within the dwelling allocation for our town would I consider be wholly negligent.

The impact upon the services and infrastructure by the scale of developments proposed by a number of the principle contractors within Longridge and upon its borders should be given due consideration to restricting these in both size and to the type of houses required to meet local requirements

I believe as a community we recognise that a degree of new housing is required but that RVBC needs to exercise a degree of empathy when considering the impact such large scale developments and allocated housing units would have upon our community. The development of the existing brown field sites (as advised within the NPPF as being preferable to the destruction of Greenfield and Greenbelt) in and around Longridge as starter homes / retirement / affordable housing would be of real benefit to those who really need to get on the housing ladder as well as improving the aesthetics of the town itself.

I ask that you and the planning committee make their decisions based on a considered and well thought through basis.

Yours faithfully


Name & signature



adid 1/7/14 + correct

8737

27 June 2014



FAO Mrs Michelle Howarth
Ribble Valley Borough Council
Examination Office
Church Walk
Clitheroe
Lancs
BB7 2RA

Dear Mrs Howarth

CORE STRATEGY PROGRAMME wrt LONGRIDGE

In response to the recent modifications to the RVBC Core Strategy, which, fundamentally I am in agreement with, I wish to bring to your attention one point for consideration in the developments planned for Longridge.

At the point of finalising the overall number of dwellings proposed for Longridge an adjustment of 200 dwellings was proposed, this to be distributed between 9 other identified settlements within the Borough. This number was ratified during December 2011 to account for the planned development of the Ridings Depot site. Since this time subsequent applications have been made including Gladman Developments for an additional 190 units at this site, a recent application has been lodged for 10 further units at the same site as proposed by Sherwood homes, 78 additional dwellings have already been granted permission at Mosses Farm, Whittingham Lane together with the development of 14 units on Inglewhite Road, these being amongst further granted and planned applications to build dwellings bordering Longridge.


I feel strongly that the Longridge adjustment figure requires due consideration in light of the above and, although further afield, (2 miles, with Longridge being the closest town to this site) the 650 units approved for construction at the Whittingham Park site should also form part of this consideration. It is obvious that the overall number of dwellings bordering our town shall be reliant upon the resources and infrastructure of Longridge and that to not make a further allowance for this within the dwelling allocation for our town would, I consider, be wholly negligent.

The impact upon the services and infrastructure by the scale of developments proposed by a number of the principle contractors within Longridge and upon its borders should be given due consideration to restricting these in both size and to the type of houses required to meet local requirements.

I believe that, as a community, we recognise that a degree of new housing is required but that RVBC needs to exercise a degree of empathy when considering the impact such large scale developments and allocated housing units would have upon our community. The development of the existing brown field sites (as advised within the NPPF as being preferable to the destruction of Greenfield and Greenbelt) in and around Longridge as starter homes/retirement/affordable housing would be of real benefit to those who really need to get on the housing ladder as well as improving the aesthetics of the town itself.

I ask that you and the planning committee make their decisions based on a considered and well thought through basis.

Yours sincerely,



~~no addition to~~ add + copies 8738
1/7/14

28th June 2014

Ribble Valley Borough Council
Examination Office
Church Walk
Clitheroe
Lancs.
BB7 2RA



For the attention of Mrs Michelle Haworth, Core Strategy Programme Officer

Dear Mrs Haworth,

In response to the recent modifications to the RVBC Core Strategy, which, fundamentally I am in agreement with, I wish to bring to your attention one point for consideration in the developments planned for Longridge.

At the point of finalising the overall number of dwellings proposed for Longridge an adjustment of 200 dwellings was proposed, this to be distributed between 9 other identified settlements within the Borough. This number was ratified during December 2011 to account for the planned development of the Ridings Depot site. Since this time subsequent applications have been made including Gladman Developments for an additional 190 units at this site, a recent application has been lodged for 10 further units at the same site as proposed by Sherwood homes, 78 additional dwellings have already been granted permission at Mosses Farm, Whittingham Lane together with the development of 14 units on Inglewhite Road, these being amongst further granted & planned applications to build dwellings bordering Longridge.

I feel strongly that the Longridge adjustment figure requires due consideration in light of the above and, although further afield, (2 miles, with Longridge being the closest town to this site) the 650 units approved for construction at the Whittingham Park site should also form part of this consideration. It is obvious that the overall number of dwellings bordering our town shall be reliant upon the resources and infrastructure of Longridge and that to not make a further allowance for this within the dwelling allocation for our town would I consider be wholly negligent.


The impact upon the services and infrastructure by the scale of developments proposed by a number of the principle contractors within Longridge and upon its borders should be given due consideration to restricting these in both size and to the type of houses required to meet local requirements

I believe as a community we recognise that a degree of new housing is required but that RVBC needs to exercise a degree of empathy when considering the impact such large scale developments and allocated housing units would have upon our community. The development of the existing brown field sites (as advised within the NPPF as being preferable to the destruction of Greenfield and Greenbelt) in and around Longridge as starter homes / retirement / affordable housing would be of real benefit to those who really need to get on the housing ladder as well as improving the aesthetics of the town itself.

I ask that you and the planning committee make their decisions based on a considered and well thought through basis.

Yours faithfully

Name & signature




no address NB
ack.

copied

8739

28th June 2014



Ribble Valley Borough Council
Examination Office
Church Walk
Clitheroe
Lancs.
BB7 2RA

For the attention of Mrs Michelle Haworth, Core Strategy Programme Officer

Dear Mrs Haworth,

In response to the recent modifications to the RVBC Core Strategy, which, fundamentally I am in agreement with, I wish to bring to your attention one point for consideration in the developments planned for Longridge.

At the point of finalising the overall number of dwellings proposed for Longridge an adjustment of 200 dwellings was proposed, this to be distributed between 9 other identified settlements within the Borough. This number was ratified during December 2011 to account for the planned development of the Ridings Depot site. Since this time subsequent applications have been made including Gladman Developments for an additional 190 units at this site, a recent application has been lodged for 10 further units at the same site as proposed by Sherwood homes, 78 additional dwellings have already been granted permission at Mosses Farm, Whittingham Lane together with the development of 14 units on Inglewhite Road, these being amongst further granted & planned applications to build dwellings bordering Longridge.

I feel strongly that the Longridge adjustment figure requires due consideration in light of the above and, although further afield, (2 miles, with Longridge being the closest town to this site) the 650 units approved for construction at the Whittingham Park site should also form part of this consideration. It is obvious that the overall number of dwellings bordering our town shall be reliant upon the resources and infrastructure of Longridge and that to not make a further allowance for this within the dwelling allocation for our town would I consider be wholly negligent.

The impact upon the services and infrastructure by the scale of developments proposed by a number of the principle contractors within Longridge and upon its borders should be given due consideration to restricting these in both size and to the type of houses required to meet local requirements

I believe as a community we recognise that a degree of new housing is required but that RVBC needs to exercise a degree of empathy when considering the impact such large scale developments and allocated housing units would have upon our community. The development of the existing brown field sites (as advised within the NPPF as being preferable to the destruction of Greenfield and Greenbelt) in and around Longridge as starter homes / retirement / affordable housing would be of real benefit to those who really need to get on the housing ladder as well as improving the aesthetics of the town itself.

I ask that you and the planning committee make their decisions based on a considered and well thought through basis.

Yours faithfully

Name & signature



ackd + copied 2/7/14. PRN 8742

28th June 2014

Ribble Valley Borough Council
Examination Office
Church Walk
Clitheroe
Lancs.
BB7 2RA


For the attention of Mrs Michelle Haworth, Core Strategy Programme Officer

Dear Mrs Haworth,

In response to the recent modifications to the RVBC Core Strategy, which, fundamentally I am in agreement with, I wish to bring to your attention one point for consideration in the developments planned for Longridge.

At the point of finalising the overall number of dwellings proposed for Longridge an adjustment of 200 dwellings was proposed, this to be distributed between 9 other identified settlements within the Borough. This number was ratified during December 2011 to account for the planned development of the Ridings Depot site. Since this time subsequent applications have been made including Gladman Developments for an additional 190 units at this site, a recent application has been lodged for 10 further units at the same site as proposed by Sherwood homes, 78 additional dwellings have already been granted permission at Mosses Farm, Whittingham Lane together with the development of 14 units on Inglewhite Road, these being amongst further granted & planned applications to build dwellings bordering Longridge.

I feel strongly that the Longridge adjustment figure requires due consideration in light of the above and, although further afield, (2 miles, with Longridge being the closest town to this site) the 650 units approved for construction at the Whittingham Park site should also form part of this consideration. It is obvious that the overall number of dwellings bordering our town shall be reliant upon the resources and infrastructure of Longridge and that to not make a further allowance for this within the dwelling allocation for our town would I consider be wholly negligent.

The impact upon the services and infrastructure by the scale of developments proposed by a number of the principle contractors within Longridge and upon its borders should be given due consideration to restricting these in both size and to the type of houses required to meet local requirements

I believe as a community we recognise that a degree of new housing is required but that RVBC needs to exercise a degree of empathy when considering the impact such large scale developments and allocated housing units would have upon our community. The development of the existing brown field sites (as advised within the NPPF as being preferable to the destruction of Greenfield and Greenbelt) in and around Longridge as starter homes / retirement / affordable housing would be of real benefit to those who really need to get on the housing ladder as well as improving the aesthetics of the town itself.

I ask that you and the planning committee make their decisions based on a considered and well thought through basis.

Yours faithfully



Name & signature

adid + copied 2/7/14 PRN. 8743

28th June 2014

Ribble Valley Borough Council
Examination Office
Church Walk
Clitheroe
Lancs.
BB7 2RA

[REDACTED]

For the attention of Mrs Michelle Haworth, Core Strategy Programme Officer

Dear Mrs Haworth,

In response to the recent modifications to the RVBC Core Strategy, which, fundamentally I am in agreement with, I wish to bring to your attention one point for consideration in the developments planned for Longridge.

At the point of finalising the overall number of dwellings proposed for Longridge an adjustment of 200 dwellings was proposed, this to be distributed between 9 other identified settlements within the Borough. This number was ratified during December 2011 to account for the planned development of the Ridings Depot site. Since this time subsequent applications have been made including Gladman Developments for an additional 190 units at this site, a recent application has been lodged for 10 further units at the same site as proposed by Sherwood homes, 78 additional dwellings have already been granted permission at Mosses Farm, Whittingham Lane together with the development of 14 units on Inglewhite Road, these being amongst further granted & planned applications to build dwellings bordering Longridge.

I feel strongly that the Longridge adjustment figure requires due consideration in light of the above and, although further afield, (2 miles, with Longridge being the closest town to this site) the 650 units approved for construction at the Whittingham Park site should also form part of this consideration. It is obvious that the overall number of dwellings bordering our town shall be reliant upon the resources and infrastructure of Longridge and that to not make a further allowance for this within the dwelling allocation for our town would I consider be wholly negligent.

The impact upon the services and infrastructure by the scale of developments proposed by a number of the principle contractors within Longridge and upon its borders should be given due consideration to restricting these in both size and to the type of houses required to meet local requirements

I believe as a community we recognise that a degree of new housing is required but that RVBC needs to exercise a degree of empathy when considering the impact such large scale developments and allocated housing units would have upon our community. The development of the existing brown field sites (as advised within the NPPF as being preferable to the destruction of Greenfield and Greenbelt) in and around Longridge as starter homes / retirement / affordable housing would be of real benefit to those who really need to get on the housing ladder as well as improving the aesthetics of the town itself.

I ask that you and the planning committee make their decisions based on a considered and well thought through basis.

Yours faithfully

[REDACTED]

[REDACTED]

Name & signature

ack'd + copied 2/7/14 . PRN 8744

28th June 2014

Ribble Valley Borough Council
Examination Office
Church Walk
Clitheroe
Lancs.
BB7 2RA


For the attention of Mrs Michelle Haworth, Core Strategy Programme Officer

Dear Mrs Haworth,

In response to the recent modifications to the RVBC Core Strategy, which, fundamentally I am in agreement with, I wish to bring to your attention one point for consideration in the developments planned for Longridge.

At the point of finalising the overall number of dwellings proposed for Longridge an adjustment of 200 dwellings was proposed, this to be distributed between 9 other identified settlements within the Borough. This number was ratified during December 2011 to account for the planned development of the Ridings Depot site. Since this time subsequent applications have been made including Gladman Developments for an additional 190 units at this site, a recent application has been lodged for 10 further units at the same site as proposed by Sherwood homes, 78 additional dwellings have already been granted permission at Mosses Farm, Whittingham Lane together with the development of 14 units on Inglewhite Road, these being amongst further granted & planned applications to build dwellings bordering Longridge.



I feel strongly that the Longridge adjustment figure requires due consideration in light of the above and, although further afield, (2 miles, with Longridge being the closest town to this site) the 650 units approved for construction at the Whittingham Park site should also form part of this consideration. It is obvious that the overall number of dwellings bordering our town shall be reliant upon the resources and infrastructure of Longridge and that to not make a further allowance for this within the dwelling allocation for our town would I consider be wholly negligent.

The impact upon the services and infrastructure by the scale of developments proposed by a number of the principle contractors within Longridge and upon its borders should be given due consideration to restricting these in both size and to the type of houses required to meet local requirements

I believe as a community we recognise that a degree of new housing is required but that RVBC needs to exercise a degree of empathy when considering the impact such large scale developments and allocated housing units would have upon our community. The development of the existing brown field sites (as advised within the NPPF as being preferable to the destruction of Greenfield and Greenbelt) in and around Longridge as starter homes / retirement / affordable housing would be of real benefit to those who really need to get on the housing ladder as well as improving the aesthetics of the town itself.

I ask that you and the planning committee make their decisions based on a considered and well thought through basis.

Yours faithfully

Name & signature

Copied radi'd 2/7/14 PRN 8745

28th June 2014

Ribble Valley Borough Council
Examination Office
Church Walk
Clitheroe
Lancs.
BB7 2RA


For the attention of Mrs Michelle Haworth, Core Strategy Programme Officer

Dear Mrs Haworth,

In response to the recent modifications to the RVBC Core Strategy, which, fundamentally I am in agreement with, I wish to bring to your attention one point for consideration in the developments planned for Longridge.

At the point of finalising the overall number of dwellings proposed for Longridge an adjustment of 200 dwellings was proposed, this to be distributed between 9 other identified settlements within the Borough. This number was ratified during December 2011 to account for the planned development of the Ridings Depot site. Since this time subsequent applications have been made including Gladman Developments for an additional 190 units at this site, a recent application has been lodged for 10 further units at the same site as proposed by Sherwood homes, 78 additional dwellings have already been granted permission at Mosses Farm, Whittingham Lane together with the development of 14 units on Inglewhite Road, these being amongst further granted & planned applications to build dwellings bordering Longridge.

I feel strongly that the Longridge adjustment figure requires due consideration in light of the above and, although further afield, (2 miles, with Longridge being the closest town to this site) the 650 units approved for construction at the Whittingham Park site should also form part of this consideration. It is obvious that the overall number of dwellings bordering our town shall be reliant upon the resources and infrastructure of Longridge and that to not make a further allowance for this within the dwelling allocation for our town would I consider be wholly negligent.

The impact upon the services and infrastructure by the scale of developments proposed by a number of the principle contractors within Longridge and upon its borders should be given due consideration to restricting these in both size and to the type of houses required to meet local requirements

I believe as a community we recognise that a degree of new housing is required but that RVBC needs to exercise a degree of empathy when considering the impact such large scale developments and allocated housing units would have upon our community. The development of the existing brown field sites (as advised within the NPPF as being preferable to the destruction of Greenfield and Greenbelt) in and around Longridge as starter homes / retirement / affordable housing would be of real benefit to those who really need to get on the housing ladder as well as improving the aesthetics of the town itself.

I ask that you and the planning committee make their decisions based on a considered and well thought through basis.

Yours faithfully


Name & signature

acted + copied 2/7/14 PRN 8746

28th June 2014

Ribble Valley Borough Council
Examination Office
Church Walk
Clitheroe
Lancs.
BB7 2RA

~~_____~~
~~_____~~
~~_____~~
~~_____~~

For the attention of Mrs Michelle Haworth, Core Strategy Programme Officer

Dear Mrs Haworth,

In response to the recent modifications to the RVBC Core Strategy, which, fundamentally I am in agreement with, I wish to bring to your attention one point for consideration in the developments planned for Longridge.

At the point of finalising the overall number of dwellings proposed for Longridge an adjustment of 200 dwellings was proposed, this to be distributed between 9 other identified settlements within the Borough. This number was ratified during December 2011 to account for the planned development of the Ridings Depot site. Since this time subsequent applications have been made including Gladman Developments for an additional 190 units at this site, a recent application has been lodged for 10 further units at the same site as proposed by Sherwood homes, 78 additional dwellings have already been granted permission at Mosses Farm, Whittingham Lane together with the development of 14 units on Inglewhite Road, these being amongst further granted & planned applications to build dwellings bordering Longridge.

I feel strongly that the Longridge adjustment figure requires due consideration in light of the above and, although further afield, (2 miles, with Longridge being the closest town to this site) the 650 units approved for construction at the Whittingham Park site should also form part of this consideration. It is obvious that the overall number of dwellings bordering our town shall be reliant upon the resources and infrastructure of Longridge and that to not make a further allowance for this within the dwelling allocation for our town would I consider be wholly negligent.

The impact upon the services and infrastructure by the scale of developments proposed by a number of the principle contractors within Longridge and upon its borders should be given due consideration to restricting these in both size and to the type of houses required to meet local requirements

I believe as a community we recognise that a degree of new housing is required but that RVBC needs to exercise a degree of empathy when considering the impact such large scale developments and allocated housing units would have upon our community. The development of the existing brown field sites (as advised within the NPPF as being preferable to the destruction of Greenfield and Greenbelt) in and around Longridge as starter homes / retirement / affordable housing would be of real benefit to those who really need to get on the housing ladder as well as improving the aesthetics of the town itself.

I ask that you and the planning committee make their decisions based on a considered and well thought through basis.

Yours faithfully

~~_____~~
Name & signature
~~_____~~

Copied + adid 2/7/14. PAN 8020

28th June 2014

Ribble Valley Borough Council
Examination Office
Church Walk
Clitheroe
Lancs.
BB7 2RA


For the attention of Mrs Michelle Haworth, Core Strategy Programme Officer

Dear Mrs Haworth,

In response to the recent modifications to the RVBC Core Strategy, which, fundamentally I am in agreement with, I wish to bring to your attention one point for consideration in the developments planned for Longridge.

At the point of finalising the overall number of dwellings proposed for Longridge an adjustment of 200 dwellings was proposed, this to be distributed between 9 other identified settlements within the Borough. This number was ratified during December 2011 to account for the planned development of the Ridings Depot site. Since this time subsequent applications have been made including Gladman Developments for an additional 190 units at this site, a recent application has been lodged for 10 further units at the same site as proposed by Sherwood homes, 78 additional dwellings have already been granted permission at Mosses Farm, Whittingham Lane together with the development of 14 units on Inglewhite Road, these being amongst further granted & planned applications to build dwellings bordering Longridge.

I feel strongly that the Longridge adjustment figure requires due consideration in light of the above and, although further afield, (2 miles, with Longridge being the closest town to this site) the 650 units approved for construction at the Whittingham Park site should also form part of this consideration. It is obvious that the overall number of dwellings bordering our town shall be reliant upon the resources and infrastructure of Longridge and that to not make a further allowance for this within the dwelling allocation for our town would I consider be wholly negligent.

The impact upon the services and infrastructure by the scale of developments proposed by a number of the principle contractors within Longridge and upon its borders should be given due consideration to restricting these in both size and to the type of houses required to meet local requirements

I believe as a community we recognise that a degree of new housing is required but that RVBC needs to exercise a degree of empathy when considering the impact such large scale developments and allocated housing units would have upon our community. The development of the existing brown field sites (as advised within the NPPF as being preferable to the destruction of Greenfield and Greenbelt) in and around Longridge as starter homes / retirement / affordable housing would be of real benefit to those who really need to get on the housing ladder as well as improving the aesthetics of the town itself.

I ask that you and the planning committee make their decisions based on a considered and well thought through basis.

Yours faithfully


Name & signature




28th June 2014

addid + copied 2/2/14 PRN 8687

Ribble Valley Borough Council
Examination Office
Church Walk
Clitheroe
Lancs.
BB7 2RA


For the attention of Mrs Michelle Haworth, Core Strategy Programme Officer

Dear Mrs Haworth,

In response to the recent modifications to the RVBC Core Strategy, which, fundamentally I am in agreement with, I wish to bring to your attention one point for consideration in the developments planned for Longridge.

At the point of finalising the overall number of dwellings proposed for Longridge an adjustment of 200 dwellings was proposed, this to be distributed between 9 other identified settlements within the Borough. This number was ratified during December 2011 to account for the planned development of the Ridings Depot site. Since this time subsequent applications have been made including Gladman Developments for an additional 190 units at this site, a recent application has been lodged for 10 further units at the same site as proposed by Sherwood homes, 78 additional dwellings have already been granted permission at Mosses Farm, Whittingham Lane together with the development of 14 units on Inglewhite Road, these being amongst further granted & planned applications to build dwellings bordering Longridge.

I feel strongly that the Longridge adjustment figure requires due consideration in light of the above and, although further afield, (2 miles, with Longridge being the closest town to this site) the 650 units approved for construction at the Whittingham Park site should also form part of this consideration. It is obvious that the overall number of dwellings bordering our town shall be reliant upon the resources and infrastructure of Longridge and that to not make a further allowance for this within the dwelling allocation for our town would I consider be wholly negligent.

The impact upon the services and infrastructure by the scale of developments proposed by a number of the principle contractors within Longridge and upon its borders should be given due consideration to restricting these in both size and to the type of houses required to meet local requirements

I believe as a community we recognise that a degree of new housing is required but that RVBC needs to exercise a degree of empathy when considering the impact such large scale developments and allocated housing units would have upon our community. The development of the existing brown field sites (as advised within the NPPF as being preferable to the destruction of Greenfield and Greenbelt) in and around Longridge as starter homes / retirement / affordable housing would be of real benefit to those who really need to get on the housing ladder as well as improving the aesthetics of the town itself.

I ask that you and the planning committee make their decisions based on a considered and well thought through basis.

Yours faithfully




Name & signature

copied + added 2/7/14. PRN 8747

28th June 2014

Ribble Valley Borough Council
Examination Office
Church Walk
Clitheroe
Lancs.
BB7 2RA

~~_____~~
~~_____~~
~~_____~~
~~_____~~

For the attention of Mrs Michelle Haworth, Core Strategy Programme Officer

Dear Mrs Haworth,

In response to the recent modifications to the RVBC Core Strategy, which, fundamentally I am in agreement with, I wish to bring to your attention one point for consideration in the developments planned for Longridge.

At the point of finalising the overall number of dwellings proposed for Longridge an adjustment of 200 dwellings was proposed, this to be distributed between 9 other identified settlements within the Borough. This number was ratified during December 2011 to account for the planned development of the Ridings Depot site. Since this time subsequent applications have been made including Gladman Developments for an additional 190 units at this site, a recent application has been lodged for 10 further units at the same site as proposed by Sherwood homes, 78 additional dwellings have already been granted permission at Mosses Farm, Whittingham Lane together with the development of 14 units on Inglewhite Road, these being amongst further granted & planned applications to build dwellings bordering Longridge.

I feel strongly that the Longridge adjustment figure requires due consideration in light of the above and, although further afield, (2 miles, with Longridge being the closest town to this site) the 650 units approved for construction at the Whittingham Park site should also form part of this consideration. It is obvious that the overall number of dwellings bordering our town shall be reliant upon the resources and infrastructure of Longridge and that to not make a further allowance for this within the dwelling allocation for our town would I consider be wholly negligent.

The impact upon the services and infrastructure by the scale of developments proposed by a number of the principle contractors within Longridge and upon its borders should be given due consideration to restricting these in both size and to the type of houses required to meet local requirements

I believe as a community we recognise that a degree of new housing is required but that RVBC needs to exercise a degree of empathy when considering the impact such large scale developments and allocated housing units would have upon our community. The development of the existing brown field sites (as advised within the NPPF as being preferable to the destruction of Greenfield and Greenbelt) in and around Longridge as starter homes / retirement / affordable housing would be of real benefit to those who really need to get on the housing ladder as well as improving the aesthetics of the town itself.

I ask that you and the planning committee make their decisions based on a considered and well thought through basis.

Yours faithfully

Name & signature
~~_____~~
~~_____~~

copied + added 2/7/14 PRN 7706

28th June 2014

Ribble Valley Borough Council
Examination Office
Church Walk
Clitheroe
Lancs.
BB7 2RA

[REDACTED]

shared PRN with
~~[REDACTED]~~

For the attention of Mrs Michelle Haworth, Core Strategy Programme Officer

Dear Mrs Haworth,

In response to the recent modifications to the RVBC Core Strategy, which, fundamentally I am in agreement with, I wish to bring to your attention one point for consideration in the developments planned for Longridge.

At the point of finalising the overall number of dwellings proposed for Longridge an adjustment of 200 dwellings was proposed, this to be distributed between 9 other identified settlements within the Borough. This number was ratified during December 2011 to account for the planned development of the Ridings Depot site. Since this time subsequent applications have been made including Gladman Developments for an additional 190 units at this site, a recent application has been lodged for 10 further units at the same site as proposed by Sherwood homes, 78 additional dwellings have already been granted permission at Mosses Farm, Whittingham Lane together with the development of 14 units on Inglewhite Road, these being amongst further granted & planned applications to build dwellings bordering Longridge.

I feel strongly that the Longridge adjustment figure requires due consideration in light of the above and, although further afield, (2 miles, with Longridge being the closest town to this site) the 650 units approved for construction at the Whittingham Park site should also form part of this consideration. It is obvious that the overall number of dwellings bordering our town shall be reliant upon the resources and infrastructure of Longridge and that to not make a further allowance for this within the dwelling allocation for our town would I consider be wholly negligent.

The impact upon the services and infrastructure by the scale of developments proposed by a number of the principle contractors within Longridge and upon its borders should be given due consideration to restricting these in both size and to the type of houses required to meet local requirements

I believe as a community we recognise that a degree of new housing is required but that RVBC needs to exercise a degree of empathy when considering the impact such large scale developments and allocated housing units would have upon our community. The development of the existing brown field sites (as advised within the NPPF as being preferable to the destruction of Greenfield and Greenbelt) in and around Longridge as starter homes / retirement / affordable housing would be of real benefit to those who really need to get on the housing ladder as well as improving the aesthetics of the town itself.

I ask that you and the planning committee make their decisions based on a considered and well thought through basis.

Yours faithfully

[REDACTED SIGNATURE]

Name & signature

copied + dated 2/7/14 PRN 7706

28th June 2014

~~_____~~
~~_____~~
~~_____~~
~~_____~~

Ribble Valley Borough Council
Examination Office
Church Walk
Clitheroe
Lancs.
BB7 2RA

Shared PRN with
A Fisher as R+A Fisher

For the attention of Mrs Michelle Haworth, Core Strategy Programme Officer

Dear Mrs Haworth,

In response to the recent modifications to the RVBC Core Strategy, which, fundamentally I am in agreement with, I wish to bring to your attention one point for consideration in the developments planned for Longridge.

At the point of finalising the overall number of dwellings proposed for Longridge an adjustment of 200 dwellings was proposed, this to be distributed between 9 other identified settlements within the Borough. This number was ratified during December 2011 to account for the planned development of the Ridings Depot site. Since this time subsequent applications have been made including Gladman Developments for an additional 190 units at this site, a recent application has been lodged for 10 further units at the same site as proposed by Sherwood homes, 78 additional dwellings have already been granted permission at Mosses Farm, Whittingham Lane together with the development of 14 units on Inglewhite Road, these being amongst further granted & planned applications to build dwellings bordering Longridge.

I feel strongly that the Longridge adjustment figure requires due consideration in light of the above and, although further afield, (2 miles, with Longridge being the closest town to this site) the 650 units approved for construction at the Whittingham Park site should also form part of this consideration. It is obvious that the overall number of dwellings bordering our town shall be reliant upon the resources and infrastructure of Longridge and that to not make a further allowance for this within the dwelling allocation for our town would I consider be wholly negligent.

The impact upon the services and infrastructure by the scale of developments proposed by a number of the principle contractors within Longridge and upon its borders should be given due consideration to restricting these in both size and to the type of houses required to meet local requirements


I believe as a community we recognise that a degree of new housing is required but that RVBC needs to exercise a degree of empathy when considering the impact such large scale developments and allocated housing units would have upon our community. The development of the existing brown field sites (as advised within the NPPF as being preferable to the destruction of Greenfield and Greenbelt) in and around Longridge as starter homes / retirement / affordable housing would be of real benefit to those who really need to get on the housing ladder as well as improving the aesthetics of the town itself.

I ask that you and the planning committee make their decisions based on a considered and well thought through basis.

Yours faithfully



Name & signature



copied + added 2/7/14 PRN 8748

28th June 2014

Ribble Valley Borough Council
Examination Office
Church Walk
Clitheroe
Lancs.
BB7 2RA


For the attention of Mrs Michelle Haworth, Core Strategy Programme Officer

Dear Mrs Haworth,

In response to the recent modifications to the RVBC Core Strategy, which, fundamentally I am in agreement with, I wish to bring to your attention one point for consideration in the developments planned for Longridge.

At the point of finalising the overall number of dwellings proposed for Longridge an adjustment of 200 dwellings was proposed, this to be distributed between 9 other identified settlements within the Borough. This number was ratified during December 2011 to account for the planned development of the Ridings Depot site. Since this time subsequent applications have been made including Gladman Developments for an additional 190 units at this site, a recent application has been lodged for 10 further units at the same site as proposed by Sherwood homes, 78 additional dwellings have already been granted permission at Mosses Farm, Whittingham Lane together with the development of 14 units on Inglewhite Road, these being amongst further granted & planned applications to build dwellings bordering Longridge.

I feel strongly that the Longridge adjustment figure requires due consideration in light of the above and, although further afield, (2 miles, with Longridge being the closest town to this site) the 650 units approved for construction at the Whittingham Park site should also form part of this consideration. It is obvious that the overall number of dwellings bordering our town shall be reliant upon the resources and infrastructure of Longridge and that to not make a further allowance for this within the dwelling allocation for our town would I consider be wholly negligent.

The impact upon the services and infrastructure by the scale of developments proposed by a number of the principle contractors within Longridge and upon its borders should be given due consideration to restricting these in both size and to the type of houses required to meet local requirements

I believe as a community we recognise that a degree of new housing is required but that RVBC needs to exercise a degree of empathy when considering the impact such large scale developments and allocated housing units would have upon our community. The development of the existing brown field sites (as advised within the NPPF as being preferable to the destruction of Greenfield and Greenbelt) in and around Longridge as starter homes / retirement / affordable housing would be of real benefit to those who really need to get on the housing ladder as well as improving the aesthetics of the town itself.

I ask that you and the planning committee make their decisions based on a considered and well thought through basis.

Yours faithfully





Name & signature



copied + add'd 2/7/14 PRN 8749.

28th June 2014

Ribble Valley Borough Council
Examination Office
Church Walk
Clitheroe
Lancs.
BB7 2RA

[REDACTED]

For the attention of Mrs Michelle Haworth, Core Strategy Programme Officer

Dear Mrs Haworth,

In response to the recent modifications to the RVBC Core Strategy, which, fundamentally I am in agreement with, I wish to bring to your attention one point for consideration in the developments planned for Longridge.

At the point of finalising the overall number of dwellings proposed for Longridge an adjustment of 200 dwellings was proposed, this to be distributed between 9 other identified settlements within the Borough. This number was ratified during December 2011 to account for the planned development of the Ridings Depot site. Since this time subsequent applications have been made including Gladman Developments for an additional 190 units at this site, a recent application has been lodged for 10 further units at the same site as proposed by Sherwood homes, 78 additional dwellings have already been granted permission at Mosses Farm, Whittingham Lane together with the development of 14 units on Inglewhite Road, these being amongst further granted & planned applications to build dwellings bordering Longridge.

I feel strongly that the Longridge adjustment figure requires due consideration in light of the above and, although further afield, (2 miles, with Longridge being the closest town to this site) the 650 units approved for construction at the Whittingham Park site should also form part of this consideration. It is obvious that the overall number of dwellings bordering our town shall be reliant upon the resources and infrastructure of Longridge and that to not make a further allowance for this within the dwelling allocation for our town would I consider be wholly negligent.

The impact upon the services and infrastructure by the scale of developments proposed by a number of the principle contractors within Longridge and upon its borders should be given due consideration to restricting these in both size and to the type of houses required to meet local requirements

I believe as a community we recognise that a degree of new housing is required but that RVBC needs to exercise a degree of empathy when considering the impact such large scale developments and allocated housing units would have upon our community. The development of the existing brown field sites (as advised within the NPPF as being preferable to the destruction of Greenfield and Greenbelt) in and around Longridge as starter homes / retirement / affordable housing would be of real benefit to those who really need to get on the housing ladder as well as improving the aesthetics of the town itself.

I ask that you and the planning committee make their decisions based on a considered and well thought through basis.

Yours faithfully

[REDACTED]

Name & signature

[REDACTED]



copied + added 2/7/14. PRN 8750

28th June 2014

Ribble Valley Borough Council
Examination Office
Church Walk
Clitheroe
Lancs.
BB7 2RA

[REDACTED]

For the attention of Mrs Michelle Haworth, Core Strategy Programme Officer

Dear Mrs Haworth,

In response to the recent modifications to the RVBC Core Strategy, which, fundamentally I am in agreement with, I wish to bring to your attention one point for consideration in the developments planned for Longridge.

At the point of finalising the overall number of dwellings proposed for Longridge an adjustment of 200 dwellings was proposed, this to be distributed between 9 other identified settlements within the Borough. This number was ratified during December 2011 to account for the planned development of the Ridings Depot site. Since this time subsequent applications have been made including Gladman Developments for an additional 190 units at this site, a recent application has been lodged for 10 further units at the same site as proposed by Sherwood homes, 78 additional dwellings have already been granted permission at Mosses Farm, Whittingham Lane together with the development of 14 units on Inglewhite Road, these being amongst further granted & planned applications to build dwellings bordering Longridge.

I feel strongly that the Longridge adjustment figure requires due consideration in light of the above and, although further afield, (2 miles, with Longridge being the closest town to this site) the 650 units approved for construction at the Whittingham Park site should also form part of this consideration. It is obvious that the overall number of dwellings bordering our town shall be reliant upon the resources and infrastructure of Longridge and that to not make a further allowance for this within the dwelling allocation for our town would I consider be wholly negligent.

The impact upon the services and infrastructure by the scale of developments proposed by a number of the principle contractors within Longridge and upon its borders should be given due consideration to restricting these in both size and to the type of houses required to meet local requirements

I believe as a community we recognise that a degree of new housing is required but that RVBC needs to exercise a degree of empathy when considering the impact such large scale developments and allocated housing units would have upon our community. The development of the existing brown field sites (as advised within the NPPF as being preferable to the destruction of Greenfield and Greenbelt) in and around Longridge as starter homes / retirement / affordable housing would be of real benefit to those who really need to get on the housing ladder as well as improving the aesthetics of the town itself.

I ask that you and the planning committee make their decisions based on a considered and well thought through basis.

Yours faithfully

[REDACTED]

Name & signature

[REDACTED]



copied + added 2/7/14 PRN 8751

28th June 2014

Ribble Valley Borough Council
Examination Office
Church Walk
Clitheroe
Lancs.
BB7 2RA


For the attention of Mrs Michelle Haworth, Core Strategy Programme Officer

Dear Mrs Haworth,

In response to the recent modifications to the RVBC Core Strategy, which, fundamentally I am in agreement with, I wish to bring to your attention one point for consideration in the developments planned for Longridge.

At the point of finalising the overall number of dwellings proposed for Longridge an adjustment of 200 dwellings was proposed, this to be distributed between 9 other identified settlements within the Borough. This number was ratified during December 2011 to account for the planned development of the Ridings Depot site. Since this time subsequent applications have been made including Gladman Developments for an additional 190 units at this site, a recent application has been lodged for 10 further units at the same site as proposed by Sherwood homes, 78 additional dwellings have already been granted permission at Mosses Farm, Whittingham Lane together with the development of 14 units on Inglewhite Road, these being amongst further granted & planned applications to build dwellings bordering Longridge.

I feel strongly that the Longridge adjustment figure requires due consideration in light of the above and, although further afield, (2 miles, with Longridge being the closest town to this site) the 650 units approved for construction at the Whittingham Park site should also form part of this consideration. It is obvious that the overall number of dwellings bordering our town shall be reliant upon the resources and infrastructure of Longridge and that to not make a further allowance for this within the dwelling allocation for our town would I consider be wholly negligent.

The impact upon the services and infrastructure by the scale of developments proposed by a number of the principle contractors within Longridge and upon its borders should be given due consideration to restricting these in both size and to the type of houses required to meet local requirements

I believe as a community we recognise that a degree of new housing is required but that RVBC needs to exercise a degree of empathy when considering the impact such large scale developments and allocated housing units would have upon our community. The development of the existing brown field sites (as advised within the NPPF as being preferable to the destruction of Greenfield and Greenbelt) in and around Longridge as starter homes / retirement / affordable housing would be of real benefit to those who really need to get on the housing ladder as well as improving the aesthetics of the town itself.

I ask that you and the planning committee make their decisions based on a considered and well thought through basis.

Yours faithfully



Name & signature



copied + added 2/7/14.

PKIV
8752

28th June 2014

Ribble Valley Borough Council
Examination Office
Church Walk
Clitheroe
Lancs.
BB7 2RA

[REDACTED]

For the attention of Mrs Michelle Haworth, Core Strategy Programme Officer

Dear Mrs Haworth,

In response to the recent modifications to the RVBC Core Strategy, which, fundamentally I am in agreement with, I wish to bring to your attention one point for consideration in the developments planned for Longridge.

At the point of finalising the overall number of dwellings proposed for Longridge an adjustment of 200 dwellings was proposed, this to be distributed between 9 other identified settlements within the Borough. This number was ratified during December 2011 to account for the planned development of the Ridings Depot site. Since this time subsequent applications have been made including Gladman Developments for an additional 190 units at this site, a recent application has been lodged for 10 further units at the same site as proposed by Sherwood homes, 78 additional dwellings have already been granted permission at Mosses Farm, Whittingham Lane together with the development of 14 units on Inglewhite Road, these being amongst further granted & planned applications to build dwellings bordering Longridge.

I feel strongly that the Longridge adjustment figure requires due consideration in light of the above and, although further afield, (2 miles, with Longridge being the closest town to this site) the 650 units approved for construction at the Whittingham Park site should also form part of this consideration. It is obvious that the overall number of dwellings bordering our town shall be reliant upon the resources and infrastructure of Longridge and that to not make a further allowance for this within the dwelling allocation for our town would I consider be wholly negligent.

The impact upon the services and infrastructure by the scale of developments proposed by a number of the principle contractors within Longridge and upon its borders should be given due consideration to restricting these in both size and to the type of houses required to meet local requirements

I believe as a community we recognise that a degree of new housing is required but that RVBC needs to exercise a degree of empathy when considering the impact such large scale developments and allocated housing units would have upon our community. The development of the existing brown field sites (as advised within the NPPF as being preferable to the destruction of Greenfield and Greenbelt) in and around Longridge as starter homes / retirement / affordable housing would be of real benefit to those who really need to get on the housing ladder as well as improving the aesthetics of the town itself.

I ask that you and the planning committee make their decisions based on a considered and well thought through basis.

Yours faithfully

[REDACTED]

copied + added 2/7/14 PRN 8753

28th June 2014

~~_____~~
~~_____~~
~~_____~~
~~_____~~
~~_____~~

Ribble Valley Borough Council
Examination Office
Church Walk
Clitheroe
Lancs.
BB7 2RA

For the attention of Mrs Michelle Haworth, Core Strategy Programme Officer

Dear Mrs Haworth,

In response to the recent modifications to the RVBC Core Strategy, which, fundamentally I am in agreement with, I wish to bring to your attention one point for consideration in the developments planned for Longridge.

At the point of finalising the overall number of dwellings proposed for Longridge an adjustment of 200 dwellings was proposed, this to be distributed between 9 other identified settlements within the Borough. This number was ratified during December 2011 to account for the planned development of the Ridings Depot site. Since this time subsequent applications have been made including Gladman Developments for an additional 190 units at this site, a recent application has been lodged for 10 further units at the same site as proposed by Sherwood homes, 78 additional dwellings have already been granted permission at Mosses Farm, Whittingham Lane together with the development of 14 units on Inglewhite Road, these being amongst further granted & planned applications to build dwellings bordering Longridge.

I feel strongly that the Longridge adjustment figure requires due consideration in light of the above and, although further afield, (2 miles, with Longridge being the closest town to this site) the 650 units approved for construction at the Whittingham Park site should also form part of this consideration. It is obvious that the overall number of dwellings bordering our town shall be reliant upon the resources and infrastructure of Longridge and that to not make a further allowance for this within the dwelling allocation for our town would I consider be wholly negligent.

The impact upon the services and infrastructure by the scale of developments proposed by a number of the principle contractors within Longridge and upon its borders should be given due consideration to restricting these in both size and to the type of houses required to meet local requirements

I believe as a community we recognise that a degree of new housing is required but that RVBC needs to exercise a degree of empathy when considering the impact such large scale developments and allocated housing units would have upon our community. The development of the existing brown field sites (as advised within the NPPF as being preferable to the destruction of Greenfield and Greenbelt) in and around Longridge as starter homes / retirement / affordable housing would be of real benefit to those who really need to get on the housing ladder as well as improving the aesthetics of the town itself.

I ask that you and the planning committee make their decisions based on a considered and well thought through basis.

Yours faithfully

~~_____~~
~~_____~~
Name & signature

Logged 2/7/14 PRN 8755

28th June 2014

Ribble Valley Borough Council
Examination Office
Church Walk
Clitheroe
Lancs.
BB7 2RA



no ach address

For the attention of Mrs Michelle Haworth, Core Strategy Programme Officer

Dear Mrs Haworth,

In response to the recent modifications to the RVBC Core Strategy, which, fundamentally I am in agreement with, I wish to bring to your attention one point for consideration in the developments planned for Longridge.

At the point of finalising the overall number of dwellings proposed for Longridge an adjustment of 200 dwellings was proposed, this to be distributed between 9 other identified settlements within the Borough. This number was ratified during December 2011 to account for the planned development of the Ridings Depot site. Since this time subsequent applications have been made including Gladman Developments for an additional 190 units at this site, a recent application has been lodged for 10 further units at the same site as proposed by Sherwood homes, 78 additional dwellings have already been granted permission at Mosses Farm, Whittingham Lane together with the development of 14 units on Inglewhite Road, these being amongst further granted & planned applications to build dwellings bordering Longridge.

I feel strongly that the Longridge adjustment figure requires due consideration in light of the above and, although further afield, (2 miles, with Longridge being the closest town to this site) the 650 units approved for construction at the Whittingham Park site should also form part of this consideration. It is obvious that the overall number of dwellings bordering our town shall be reliant upon the resources and infrastructure of Longridge and that to not make a further allowance for this within the dwelling allocation for our town would I consider be wholly negligent.


The impact upon the services and infrastructure by the scale of developments proposed by a number of the principle contractors within Longridge and upon its borders should be given due consideration to restricting these in both size and to the type of houses required to meet local requirements

I believe as a community we recognise that a degree of new housing is required but that RVBC needs to exercise a degree of empathy when considering the impact such large scale developments and allocated housing units would have upon our community. The development of the existing brown field sites (as advised within the NPPF as being preferable to the destruction of Greenfield and Greenbelt) in and around Longridge as starter homes / retirement / affordable housing would be of real benefit to those who really need to get on the housing ladder as well as improving the aesthetics of the town itself.

I ask that you and the planning committee make their decisions based on a considered and well thought through basis.

Yours faithfully


Name & signature



copied 2/7/14 RW 8756

28th June 2014

Ribble Valley Borough Council
Examination Office
Church Walk
Clitheroe
Lancs.
BB7 2RA



no addr
address

For the attention of Mrs Michelle Haworth, Core Strategy Programme Officer

Dear Mrs Haworth,

In response to the recent modifications to the RVBC Core Strategy, which, fundamentally I am in agreement with, I wish to bring to your attention one point for consideration in the developments planned for Longridge.

At the point of finalising the overall number of dwellings proposed for Longridge an adjustment of 200 dwellings was proposed, this to be distributed between 9 other identified settlements within the Borough. This number was ratified during December 2011 to account for the planned development of the Ridings Depot site. Since this time subsequent applications have been made including Gladman Developments for an additional 190 units at this site, a recent application has been lodged for 10 further units at the same site as proposed by Sherwood homes, 78 additional dwellings have already been granted permission at Mosses Farm, Whittingham Lane together with the development of 14 units on Inglewhite Road, these being amongst further granted & planned applications to build dwellings bordering Longridge.

I feel strongly that the Longridge adjustment figure requires due consideration in light of the above and, although further afield, (2 miles, with Longridge being the closest town to this site) the 650 units approved for construction at the Whittingham Park site should also form part of this consideration. It is obvious that the overall number of dwellings bordering our town shall be reliant upon the resources and infrastructure of Longridge and that to not make a further allowance for this within the dwelling allocation for our town would I consider be wholly negligent.


The impact upon the services and infrastructure by the scale of developments proposed by a number of the principle contractors within Longridge and upon its borders should be given due consideration to restricting these in both size and to the type of houses required to meet local requirements

I believe as a community we recognise that a degree of new housing is required but that RVBC needs to exercise a degree of empathy when considering the impact such large scale developments and allocated housing units would have upon our community. The development of the existing brown field sites (as advised within the NPPF as being preferable to the destruction of Greenfield and Greenbelt) in and around Longridge as starter homes / retirement / affordable housing would be of real benefit to those who really need to get on the housing ladder as well as improving the aesthetics of the town itself.

I ask that you and the planning committee make their decisions based on a considered and well thought through basis.

Yours faithfully


Name & signature



28th June 2014

agreed 2/7/14 PRN
8757

Ribble Valley Borough Council
Examination Office
Church Walk
Clitheroe
Lancs.
BB7 2RA



no arch
address

For the attention of Mrs Michelle Haworth, Core Strategy Programme Officer

Dear Mrs Haworth,

In response to the recent modifications to the RVBC Core Strategy, which, fundamentally I am in agreement with, I wish to bring to your attention one point for consideration in the developments planned for Longridge.

At the point of finalising the overall number of dwellings proposed for Longridge an adjustment of 200 dwellings was proposed, this to be distributed between 9 other identified settlements within the Borough. This number was ratified during December 2011 to account for the planned development of the Ridings Depot site. Since this time subsequent applications have been made including Gladman Developments for an additional 190 units at this site, a recent application has been lodged for 10 further units at the same site as proposed by Sherwood homes, 78 additional dwellings have already been granted permission at Mosses Farm, Whittingham Lane together with the development of 14 units on Inglewhite Road, these being amongst further granted & planned applications to build dwellings bordering Longridge.

I feel strongly that the Longridge adjustment figure requires due consideration in light of the above and, although further afield, (2 miles, with Longridge being the closest town to this site) the 650 units approved for construction at the Whittingham Park site should also form part of this consideration. It is obvious that the overall number of dwellings bordering our town shall be reliant upon the resources and infrastructure of Longridge and that to not make a further allowance for this within the dwelling allocation for our town would I consider be wholly negligent.

The impact upon the services and infrastructure by the scale of developments proposed by a number of the principle contractors within Longridge and upon its borders should be given due consideration to restricting these in both size and to the type of houses required to meet local requirements

I believe as a community we recognise that a degree of new housing is required but that RVBC needs to exercise a degree of empathy when considering the impact such large scale developments and allocated housing units would have upon our community. The development of the existing brown field sites (as advised within the NPPF as being preferable to the destruction of Greenfield and Greenbelt) in and around Longridge as starter homes / retirement / affordable housing would be of real benefit to those who really need to get on the housing ladder as well as improving the aesthetics of the town itself.

I ask that you and the planning committee make their decisions based on a considered and well thought through basis.

Yours faithfully


Name & signature

28th June 2014

copied 2/7/14
PRN 8758

Ribble Valley Borough Council
Examination Office
Church Walk
Clitheroe
Lancs.
BB7 2RA



no actual address

For the attention of Mrs Michelle Haworth, Core Strategy Programme Officer

Dear Mrs Haworth,

In response to the recent modifications to the RVBC Core Strategy, which, fundamentally I am in agreement with, I wish to bring to your attention one point for consideration in the developments planned for Longridge.

At the point of finalising the overall number of dwellings proposed for Longridge an adjustment of 200 dwellings was proposed, this to be distributed between 9 other identified settlements within the Borough. This number was ratified during December 2011 to account for the planned development of the Ridings Depot site. Since this time subsequent applications have been made including Gladman Developments for an additional 190 units at this site, a recent application has been lodged for 10 further units at the same site as proposed by Sherwood homes, 78 additional dwellings have already been granted permission at Mosses Farm, Whittingham Lane together with the development of 14 units on Inglewhite Road, these being amongst further granted & planned applications to build dwellings bordering Longridge.

I feel strongly that the Longridge adjustment figure requires due consideration in light of the above and, although further afield, (2 miles, with Longridge being the closest town to this site) the 650 units approved for construction at the Whittingham Park site should also form part of this consideration. It is obvious that the overall number of dwellings bordering our town shall be reliant upon the resources and infrastructure of Longridge and that to not make a further allowance for this within the dwelling allocation for our town would I consider be wholly negligent.

The impact upon the services and infrastructure by the scale of developments proposed by a number of the principle contractors within Longridge and upon its borders should be given due consideration to restricting these in both size and to the type of houses required to meet local requirements

I believe as a community we recognise that a degree of new housing is required but that RVBC needs to exercise a degree of empathy when considering the impact such large scale developments and allocated housing units would have upon our community. The development of the existing brown field sites (as advised within the NPPF as being preferable to the destruction of Greenfield and Greenbelt) in and around Longridge as starter homes / retirement / affordable housing would be of real benefit to those who really need to get on the housing ladder as well as improving the aesthetics of the town itself.

I ask that you and the planning committee make their decisions based on a considered and well thought through basis.

Yours faithfully

~~Handwritten signature~~

~~Handwritten signature~~
Name & signature


Please remember that Longridge has only 1 way out to preston, 1 way to Blackburn + 1 way to whittingham. thick traffic, school places only 60 at present, with out the building going on new

we have no police
centers, 2 High school, children not able to
sit and eat lunch + table ^{or eat outside} having to sit
in the hall or stand, That's now, no
public sports center, no public baths
small Supermarkets only 3, not like
Clitheroe who have train station lots
of large Supermarkets, sports center, tennis
courts swimming pool, 6 farm center, large
parks, not to mention drainage which is already
a nightmare, please use your sense
over building. Because your council will
be left to deal with the mess left,
no infrastructure won't work, only use
brown field not green belt, our agricult
land, think long term no farms no land
to grow things, not life sustainable

no address to
ach.

copied 8740

28th June 2014



Ribble Valley Borough Council
Examination Office
Church Walk
Clitheroe
Lancs.
BB7 2RA

For the attention of Mrs Michelle Haworth, Core Strategy Programme Officer

Dear Mrs Haworth,

In response to the recent modifications to the RVBC Core Strategy, which, fundamentally I am in agreement with, I wish to bring to your attention one point for consideration in the developments planned for Longridge.

At the point of finalising the overall number of dwellings proposed for Longridge an adjustment of 200 dwellings was proposed, this to be distributed between 9 other identified settlements within the Borough. This number was ratified during December 2011 to account for the planned development of the Ridings Depot site. Since this time subsequent applications have been made including Gladman Developments for an additional 190 units at this site, a recent application has been lodged for 10 further units at the same site as proposed by Sherwood homes, 78 additional dwellings have already been granted permission at Mosses Farm, Whittingham Lane together with the development of 14 units on Inglewhite Road, these being amongst further granted & planned applications to build dwellings bordering Longridge.

I feel strongly that the Longridge adjustment figure requires due consideration in light of the above and, although further afield, (2 miles, with Longridge being the closest town to this site) the 650 units approved for construction at the Whittingham Park site should also form part of this consideration. It is obvious that the overall number of dwellings bordering our town shall be reliant upon the resources and infrastructure of Longridge and that to not make a further allowance for this within the dwelling allocation for our town would I consider be wholly negligent.

The impact upon the services and infrastructure by the scale of developments proposed by a number of the principle contractors within Longridge and upon its borders should be given due consideration to restricting these in both size and to the type of houses required to meet local requirements

I believe as a community we recognise that a degree of new housing is required but that RVBC needs to exercise a degree of empathy when considering the impact such large scale developments and allocated housing units would have upon our community. The development of the existing brown field sites (as advised within the NPPF as being preferable to the destruction of Greenfield and Greenbelt) in and around Longridge as starter homes / retirement / affordable housing would be of real benefit to those who really need to get on the housing ladder as well as improving the aesthetics of the town itself.

I ask that you and the planning committee make their decisions based on a considered and well thought through basis.

Yours faithfully


Name & signature



no address to add to

copied

28th June 2014



Ribble Valley Borough Council
Examination Office
Church Walk
Clitheroe
Lancs.
BB7 2RA

For the attention of Mrs Michelle Haworth, Core Strategy Programme Officer

Dear Mrs Haworth,

In response to the recent modifications to the RVBC Core Strategy, which, fundamentally I am in agreement with, I wish to bring to your attention one point for consideration in the developments planned for Longridge.

At the point of finalising the overall number of dwellings proposed for Longridge an adjustment of 200 dwellings was proposed, this to be distributed between 9 other identified settlements within the Borough. This number was ratified during December 2011 to account for the planned development of the Ridings Depot site. Since this time subsequent applications have been made including Gladman Developments for an additional 190 units at this site, a recent application has been lodged for 10 further units at the same site as proposed by Sherwood homes, 78 additional dwellings have already been granted permission at Mosses Farm, Whittingham Lane together with the development of 14 units on Inglewhite Road, these being amongst further granted & planned applications to build dwellings bordering Longridge.

I feel strongly that the Longridge adjustment figure requires due consideration in light of the above and, although further afield, (2 miles, with Longridge being the closest town to this site) the 650 units approved for construction at the Whittingham Park site should also form part of this consideration. It is obvious that the overall number of dwellings bordering our town shall be reliant upon the resources and infrastructure of Longridge and that to not make a further allowance for this within the dwelling allocation for our town would I consider be wholly negligent.

The impact upon the services and infrastructure by the scale of developments proposed by a number of the principle contractors within Longridge and upon its borders should be given due consideration to restricting these in both size and to the type of houses required to meet local requirements.

I believe as a community we recognise that a degree of new housing is required but that RVBC needs to exercise a degree of empathy when considering the impact such large scale developments and allocated housing units would have upon our community. The development of the existing brown field sites (as advised within the NPPF as being preferable to the destruction of Greenfield and Greenbelt) in and around Longridge as starter homes / retirement / affordable housing would be of real benefit to those who really need to get on the housing ladder as well as improving the aesthetics of the town itself.

I ask that you and the planning committee make their decisions based on a considered and well thought through basis.

Yours faithfully

Name & signature





8783

advised

1/7/14 + copied

28th June 2014

[Redacted signature area]

Ribble Valley Borough Council
Examination Office
Church Walk
Clitheroe
Lancs.
BB7 2RA

For the attention of Mrs Michelle Haworth, Core Strategy Programme Officer

Dear Mrs Haworth,

In response to the recent modifications to the RVBC Core Strategy, which, fundamentally I am in agreement with, I wish to bring to your attention one point for consideration in the developments planned for Longridge.

At the point of finalising the overall number of dwellings proposed for Longridge an adjustment of 200 dwellings was proposed, this to be distributed between 9 other identified settlements within the Borough. This number was ratified during December 2011 to account for the planned development of the Ridings Depot site. Since this time subsequent applications have been made including Gladman Developments for an additional 190 units at this site, a recent application has been lodged for 10 further units at the same site as proposed by Sherwood homes, 78 additional dwellings have already been granted permission at Mosses Farm, Whittingham Lane together with the development of 14 units on Inglewhite Road, these being amongst further granted & planned applications to build dwellings bordering Longridge.

I feel strongly that the Longridge adjustment figure requires due consideration in light of the above and, although further afield, (2 miles, with Longridge being the closest town to this site) the 650 units approved for construction at the Whittingham Park site should also form part of this consideration. It is obvious that the overall number of dwellings bordering our town shall be reliant upon the resources and infrastructure of Longridge and that to not make a further allowance for this within the dwelling allocation for our town would I consider be wholly negligent.

The impact upon the services and infrastructure by the scale of developments proposed by a number of the principle contractors within Longridge and upon its borders should be given due consideration to restricting these in both size and to the type of houses required to meet local requirements

I believe as a community we recognise that a degree of new housing is required but that RVBC needs to exercise a degree of empathy when considering the impact such large scale developments and allocated housing units would have upon our community. The development of the existing brown field sites (as advised within the NPPF as being preferable to the destruction of Greenfield and Greenbelt) in and around Longridge as starter homes / retirement / affordable housing would be of real benefit to those who really need to get on the housing ladder as well as improving the aesthetics of the town itself.

I ask that you and the planning committee make their decisions based on a considered and well thought through basis.

Yours faithfully

[Redacted signature]

[Redacted signature]

Name & signature

amid, 1/7/14 + copied 8782

28th June 2014

Ribble Valley Borough Council
Examination Office
Church Walk
Clitheroe
Lancs.
BB7 2RA

[REDACTED]

For the attention of Mrs Michelle Haworth, Core Strategy Programme Officer

Dear Mrs Haworth,

In response to the recent modifications to the RVBC Core Strategy, which, fundamentally I am in agreement with, I wish to bring to your attention one point for consideration in the developments planned for Longridge.

At the point of finalising the overall number of dwellings proposed for Longridge an adjustment of 200 dwellings was proposed, this to be distributed between 9 other identified settlements within the Borough. This number was ratified during December 2011 to account for the planned development of the Ridings Depot site. Since this time subsequent applications have been made including Gladman Developments for an additional 190 units at this site, a recent application has been lodged for 10 further units at the same site as proposed by Sherwood homes, 78 additional dwellings have already been granted permission at Mosses Farm, Whittingham Lane together with the development of 14 units on Inglewhite Road, these being amongst further granted & planned applications to build dwellings bordering Longridge.

I feel strongly that the Longridge adjustment figure requires due consideration in light of the above and, although further afield, (2 miles, with Longridge being the closest town to this site) the 650 units approved for construction at the Whittingham Park site should also form part of this consideration. It is obvious that the overall number of dwellings bordering our town shall be reliant upon the resources and infrastructure of Longridge and that to not make a further allowance for this within the dwelling allocation for our town would I consider be wholly negligent.

The impact upon the services and infrastructure by the scale of developments proposed by a number of the principle contractors within Longridge and upon its borders should be given due consideration to restricting these in both size and to the type of houses required to meet local requirements

I believe as a community we recognise that a degree of new housing is required but that RVBC needs to exercise a degree of empathy when considering the impact such large scale developments and allocated housing units would have upon our community. The development of the existing brown field sites (as advised within the NPPF as being preferable to the destruction of Greenfield and Greenbelt) in and around Longridge as starter homes / retirement / affordable housing would be of real benefit to those who really need to get on the housing ladder as well as improving the aesthetics of the town itself.

I ask that you and the planning committee make their decisions based on a considered and well thought through basis.

Yours faithfully

[REDACTED SIGNATURE]

Name & signature



adid 1/7/14 + @qued 8781

28th June 2014



Ribble Valley Borough Council
Examination Office
Church Walk
Clitheroe
Lancs.
BB7 2RA

For the attention of Mrs Michelle Haworth, Core Strategy Programme Officer

Dear Mrs Haworth,

In response to the recent modifications to the RVBC Core Strategy, which, fundamentally I am in agreement with, I wish to bring to your attention one point for consideration in the developments planned for Longridge.

At the point of finalising the overall number of dwellings proposed for Longridge an adjustment of 200 dwellings was proposed, this to be distributed between 9 other identified settlements within the Borough. This number was ratified during December 2011 to account for the planned development of the Ridings Depot site. Since this time subsequent applications have been made including Gladman Developments for an additional 190 units at this site, a recent application has been lodged for 10 further units at the same site as proposed by Sherwood homes, 78 additional dwellings have already been granted permission at Mosses Farm, Whittingham Lane together with the development of 14 units on Inglewhite Road, these being amongst further granted & planned applications to build dwellings bordering Longridge.

I feel strongly that the Longridge adjustment figure requires due consideration in light of the above and, although further afield, (2 miles, with Longridge being the closest town to this site) the 650 units approved for construction at the Whittingham Park site should also form part of this consideration. It is obvious that the overall number of dwellings bordering our town shall be reliant upon the resources and infrastructure of Longridge and that to not make a further allowance for this within the dwelling allocation for our town would I consider be wholly negligent.

The impact upon the services and infrastructure by the scale of developments proposed by a number of the principle contractors within Longridge and upon its borders should be given due consideration to restricting these in both size and to the type of houses required to meet local requirements

I believe as a community we recognise that a degree of new housing is required but that RVBC needs to exercise a degree of empathy when considering the impact such large scale developments and allocated housing units would have upon our community. The development of the existing brown field sites (as advised within the NPPF as being preferable to the destruction of Greenfield and Greenbelt) in and around Longridge as starter homes / retirement / affordable housing would be of real benefit to those who really need to get on the housing ladder as well as improving the aesthetics of the town itself.

I ask that you and the planning committee make their decisions based on a considered and well thought through basis.

Yours faithfully

Name & signature

acrid 1/7/14 + copied 8780

28th June 2014

Ribble Valley Borough Council
Examination Office
Church Walk
Clitheroe
Lancs.
BB7 2RA

[Redacted]
[Redacted]
[Redacted]

For the attention of Mrs Michelle Haworth, Core Strategy Programme Officer

Dear Mrs Haworth,

In response to the recent modifications to the RVBC Core Strategy, which, fundamentally I am in agreement with, I wish to bring to your attention one point for consideration in the developments planned for Longridge.

At the point of finalising the overall number of dwellings proposed for Longridge an adjustment of 200 dwellings was proposed, this to be distributed between 9 other identified settlements within the Borough. This number was ratified during December 2011 to account for the planned development of the Ridings Depot site. Since this time subsequent applications have been made including Gladman Developments for an additional 190 units at this site, a recent application has been lodged for 10 further units at the same site as proposed by Sherwood homes, 78 additional dwellings have already been granted permission at Mosses Farm, Whittingham Lane together with the development of 14 units on Inglewhite Road, these being amongst further granted & planned applications to build dwellings bordering Longridge.

I feel strongly that the Longridge adjustment figure requires due consideration in light of the above and, although further afield, (2 miles; with Longridge being the closest town to this site) the 650 units approved for construction at the Whittingham Park site should also form part of this consideration. It is obvious that the overall number of dwellings bordering our town shall be reliant upon the resources and infrastructure of Longridge and that to not make a further allowance for this within the dwelling allocation for our town would I consider be wholly negligent.

The impact upon the services and infrastructure by the scale of developments proposed by a number of the principle contractors within Longridge and upon its borders should be given due consideration to restricting these in both size and to the type of houses required to meet local requirements

I believe as a community we recognise that a degree of new housing is required but that RVBC needs to exercise a degree of empathy when considering the impact such large scale developments and allocated housing units would have upon our community. The development of the existing brown field sites (as advised within the NPPF as being preferable to the destruction of Greenfield and Greenbelt) in and around Longridge as starter homes / retirement / affordable housing would be of real benefit to those who really need to get on the housing ladder as well as improving the aesthetics of the town itself.

I ask that you and the planning committee make their decisions based on a considered and well thought through basis.

Yours faithfully


[Redacted signature]

[Redacted signature]

Name & signature

ackd, 1/7/14 + copied 8779

28th June 2014



Ribble Valley Borough Council
Examination Office
Church Walk
Clitheroe
Lancs.
BB7 2RA

For the attention of Mrs Michelle Haworth, Core Strategy Programme Officer

Dear Mrs Haworth,

In response to the recent modifications to the RVBC Core Strategy, which, fundamentally I am in agreement with, I wish to bring to your attention one point for consideration in the developments planned for Longridge.

At the point of finalising the overall number of dwellings proposed for Longridge an adjustment of 200 dwellings was proposed, this to be distributed between 9 other identified settlements within the Borough. This number was ratified during December 2011 to account for the planned development of the Ridings Depot site. Since this time subsequent applications have been made including Gladman Developments for an additional 190 units at this site, a recent application has been lodged for 10 further units at the same site as proposed by Sherwood homes, 78 additional dwellings have already been granted permission at Mosses Farm, Whittingham Lane together with the development of 14 units on Inglewhite Road, these being amongst further granted & planned applications to build dwellings bordering Longridge.

I feel strongly that the Longridge adjustment figure requires due consideration in light of the above and, although further afield, (2 miles, with Longridge being the closest town to this site) the 650 units approved for construction at the Whittingham Park site should also form part of this consideration. It is obvious that the overall number of dwellings bordering our town shall be reliant upon the resources and infrastructure of Longridge and that to not make a further allowance for this within the dwelling allocation for our town would I consider be wholly negligent.

The impact upon the services and infrastructure by the scale of developments proposed by a number of the principle contractors within Longridge and upon its borders should be given due consideration to restricting these in both size and to the type of houses required to meet local requirements

I believe as a community we recognise that a degree of new housing is required but that RVBC needs to exercise a degree of empathy when considering the impact such large scale developments and allocated housing units would have upon our community. The development of the existing brown field sites (as advised within the NPPF as being preferable to the destruction of Greenfield and Greenbelt) in and around Longridge as starter homes / retirement / affordable housing would be of real benefit to those who really need to get on the housing ladder as well as improving the aesthetics of the town itself.

I ask that you and the planning committee make their decisions based on a considered and well thought through basis.

Yours faithfully

Name & signature

acted, 1/7/14 + copied

8618

28th June 2014

Ribble Valley Borough Council
Examination Office
Church Walk
Clitheroe
Lancs.
BB7 2RA


For the attention of Mrs Michelle Haworth, Core Strategy Programme Officer

Dear Mrs Haworth,

In response to the recent modifications to the RVBC Core Strategy, which, fundamentally I am in agreement with, I wish to bring to your attention one point for consideration in the developments planned for Longridge.

At the point of finalising the overall number of dwellings proposed for Longridge an adjustment of 200 dwellings was proposed, this to be distributed between 9 other identified settlements within the Borough. This number was ratified during December 2011 to account for the planned development of the Ridings Depot site. Since this time subsequent applications have been made including Gladman Developments for an additional 190 units at this site, a recent application has been lodged for 10 further units at the same site as proposed by Sherwood homes, 78 additional dwellings have already been granted permission at Mosses Farm, Whittingham Lane together with the development of 14 units on Inglewhite Road, these being amongst further granted & planned applications to build dwellings bordering Longridge.


I feel strongly that the Longridge adjustment figure requires due consideration in light of the above and, although further afield, (2 miles, with Longridge being the closest town to this site) the 650 units approved for construction at the Whittingham Park site should also form part of this consideration. It is obvious that the overall number of dwellings bordering our town shall be reliant upon the resources and infrastructure of Longridge and that to not make a further allowance for this within the dwelling allocation for our town would I consider be wholly negligent.

The impact upon the services and infrastructure by the scale of developments proposed by a number of the principle contractors within Longridge and upon its borders should be given due consideration to restricting these in both size and to the type of houses required to meet local requirements

I believe as a community we recognise that a degree of new housing is required but that RVBC needs to exercise a degree of empathy when considering the impact such large scale developments and allocated housing units would have upon our community. The development of the existing brown field sites (as advised within the NPPF as being preferable to the destruction of Greenfield and Greenbelt) in and around Longridge as starter homes / retirement / affordable housing would be of real benefit to those who really need to get on the housing ladder as well as improving the aesthetics of the town itself.

I ask that you and the planning committee make their decisions based on a considered and well thought through basis, and please note my observations above as a resident of Longridge and a former resident of Whittingham parish.

Yours faithfully


Name & signature



8776

adid 1/7/14 + signed

28th June 2014

Ribble Valley Borough Council
Examination Office
Church Walk
Clitheroe
Lancs.
BB7 2RA

[Redacted area]

For the attention of Mrs Michelle Haworth, Core Strategy Programme Officer

Dear Mrs Haworth,

In response to the recent modifications to the RVBC Core Strategy, which, fundamentally I am in agreement with, I wish to bring to your attention one point for consideration in the developments planned for Longridge.

At the point of finalising the overall number of dwellings proposed for Longridge an adjustment of 200 dwellings was proposed, this to be distributed between 9 other identified settlements within the Borough. This number was ratified during December 2011 to account for the planned development of the Ridings Depot site. Since this time subsequent applications have been made including Gladman Developments for an additional 190 units at this site, a recent application has been lodged for 10 further units at the same site as proposed by Sherwood homes, 78 additional dwellings have already been granted permission at Mosses Farm, Whittingham Lane together with the development of 14 units on Inglewhite Road, these being amongst further granted & planned applications to build dwellings bordering Longridge.

I feel strongly that the Longridge adjustment figure requires due consideration in light of the above and, although further afield, (2 miles, with Longridge being the closest town to this site) the 650 units approved for construction at the Whittingham Park site should also form part of this consideration. It is obvious that the overall number of dwellings bordering our town shall be reliant upon the resources and infrastructure of Longridge and that to not make a further allowance for this within the dwelling allocation for our town would I consider be wholly negligent.

The impact upon the services and infrastructure by the scale of developments proposed by a number of the principle contractors within Longridge and upon its borders should be given due consideration to restricting these in both size and to the type of houses required to meet local requirements

I believe as a community we recognise that a degree of new housing is required but that RVBC needs to exercise a degree of empathy when considering the impact such large scale developments and allocated housing units would have upon our community. The development of the existing brown field sites (as advised within the NPPF as being preferable to the destruction of Greenfield and Greenbelt) in and around Longridge as starter homes / retirement / affordable housing would be of real benefit to those who really need to get on the housing ladder as well as improving the aesthetics of the town itself.


I ask that you and the planning committee make their decisions based on a considered and well thought through basis.

Yours faithfully

[Redacted signature]

Name & signature

[Redacted signature]



advised 1/7/14 + copied 5697

28th June 2014

Ribble Valley Borough Council
Examination Office
Church Walk
Clitheroe
Lancs.
BB7 2RA


For the attention of Mrs Michelle Haworth, Core Strategy Programme Officer

Dear Mrs Haworth,

In response to the recent modifications to the RVBC Core Strategy, which, fundamentally I am in agreement with, I wish to bring to your attention one point for consideration in the developments planned for Longridge.

At the point of finalising the overall number of dwellings proposed for Longridge an adjustment of 200 dwellings was proposed, this to be distributed between 9 other identified settlements within the Borough. This number was ratified during December 2011 to account for the planned development of the Ridings Depot site. Since this time subsequent applications have been made including Gladman Developments for an additional 190 units at this site, a recent application has been lodged for 10 further units at the same site as proposed by Sherwood homes, 78 additional dwellings have already been granted permission at Mosses Farm, Whittingham Lane together with the development of 14 units on Inglewhite Road, these being amongst further granted & planned applications to build dwellings bordering Longridge.


I feel strongly that the Longridge adjustment figure requires due consideration in light of the above and, although further afield, (2 miles, with Longridge being the closest town to this site) the 650 units approved for construction at the Whittingham Park site should also form part of this consideration. It is obvious that the overall number of dwellings bordering our town shall be reliant upon the resources and infrastructure of Longridge and that to not make a further allowance for this within the dwelling allocation for our town would I consider be wholly negligent.

The impact upon the services and infrastructure by the scale of developments proposed by a number of the principle contractors within Longridge and upon its borders should be given due consideration to restricting these in both size and to the type of houses required to meet local requirements

I believe as a community we recognise that a degree of new housing is required but that RVBC needs to exercise a degree of empathy when considering the impact such large scale developments and allocated housing units would have upon our community. The development of the existing brown field sites (as advised within the NPPF as being preferable to the destruction of Greenfield and Greenbelt) in and around Longridge as starter homes / retirement / affordable housing would be of real benefit to those who really need to get on the housing ladder as well as improving the aesthetics of the town itself.

I ask that you and the planning committee make their decisions based on a considered and well thought through basis.

Yours faithfully


Name & signature



adid . 1/8/14 + agreed

28th June 2014

Ribble Valley Borough Council
Examination Office
Church Walk
Clitheroe
Lancs.
BB7 2RA

[REDACTED]

For the attention of Mrs Michelle Haworth, Core Strategy Programme Officer

Dear Mrs Haworth,

In response to the recent modifications to the RVBC Core Strategy, which, fundamentally I am in agreement with, I wish to bring to your attention one point for consideration in the developments planned for Longridge.

At the point of finalising the overall number of dwellings proposed for Longridge an adjustment of 200 dwellings was proposed, this to be distributed between 9 other identified settlements within the Borough. This number was ratified during December 2011 to account for the planned development of the Ridings Depot site. Since this time subsequent applications have been made including Gladman Developments for an additional 190 units at this site, a recent application has been lodged for 10 further units at the same site as proposed by Sherwood homes, 78 additional dwellings have already been granted permission at Mosses Farm, Whittingham Lane together with the development of 14 units on Inglewhite Road, these being amongst further granted & planned applications to build dwellings bordering Longridge.

I feel strongly that the Longridge adjustment figure requires due consideration in light of the above and, although further afield, (2 miles, with Longridge being the closest town to this site) the 650 units approved for construction at the Whittingham Park site should also form part of this consideration. It is obvious that the overall number of dwellings bordering our town shall be reliant upon the resources and infrastructure of Longridge and that to not make a further allowance for this within the dwelling allocation for our town would I consider be wholly negligent.

The impact upon the services and infrastructure by the scale of developments proposed by a number of the principle contractors within Longridge and upon its borders should be given due consideration to restricting these in both size and to the type of houses required to meet local requirements

I believe as a community we recognise that a degree of new housing is required but that RVBC needs to exercise a degree of empathy when considering the impact such large scale developments and allocated housing units would have upon our community. The development of the existing brown field sites (as advised within the NPPF as being preferable to the destruction of Greenfield and Greenbelt) in and around Longridge as starter homes / retirement / affordable housing would be of real benefit to those who really need to get on the housing ladder as well as improving the aesthetics of the town itself.

I ask that you and the planning committee make their decisions based on a considered and well thought through basis.

Yours faithfully

[REDACTED SIGNATURE]

Name & signature

[REDACTED]

adid. 1/9/14 + speed

28th June 2014

~~_____~~
~~_____~~
~~_____~~
~~_____~~

Ribble Valley Borough Council
Examination Office
Church Walk
Clitheroe
Lancs.
BB7 2RA

For the attention of Mrs Michelle Haworth, Core Strategy Programme Officer

Dear Mrs Haworth,

In response to the recent modifications to the RVBC Core Strategy, which, fundamentally I am in agreement with, I wish to bring to your attention one point for consideration in the developments planned for Longridge.

At the point of finalising the overall number of dwellings proposed for Longridge an adjustment of 200 dwellings was proposed, this to be distributed between 9 other identified settlements within the Borough. This number was ratified during December 2011 to account for the planned development of the Ridings Depot site. Since this time subsequent applications have been made including Gladman Developments for an additional 190 units at this site, a recent application has been lodged for 10 further units at the same site as proposed by Sherwood homes, 78 additional dwellings have already been granted permission at Mosses Farm, Whittingham Lane together with the development of 14 units on Inglewhite Road, these being amongst further granted & planned applications to build dwellings bordering Longridge.

I feel strongly that the Longridge adjustment figure requires due consideration in light of the above and, although further afield, (2 miles, with Longridge being the closest town to this site) the 650 units approved for construction at the Whittingham Park site should also form part of this consideration. It is obvious that the overall number of dwellings bordering our town shall be reliant upon the resources and infrastructure of Longridge and that to not make a further allowance for this within the dwelling allocation for our town would I consider be wholly negligent.

The impact upon the services and infrastructure by the scale of developments proposed by a number of the principle contractors within Longridge and upon its borders should be given due consideration to restricting these in both size and to the type of houses required to meet local requirements

I believe as a community we recognise that a degree of new housing is required but that RVBC needs to exercise a degree of empathy when considering the impact such large scale developments and allocated housing units would have upon our community. The development of the existing brown field sites (as advised within the NPPF as being preferable to the destruction of Greenfield and Greenbelt) in and around Longridge as starter homes / retirement / affordable housing would be of real benefit to those who really need to get on the housing ladder as well as improving the aesthetics of the town itself.

I ask that you and the planning committee make their decisions based on a considered and well thought through basis.

Yours faithfully

~~_____~~

Name & signature

~~_____~~

add. 1/7/14 + copied.

28th June 2014

Ribble Valley Borough Council
Examination Office
Church Walk
Clitheroe
Lancs.
BB7 2RA

[REDACTED]

For the attention of Mrs Michelle Haworth, Core Strategy Programme Officer

Dear Mrs Haworth,

In response to the recent modifications to the RVBC Core Strategy, which, fundamentally I am in agreement with, I wish to bring to your attention one point for consideration in the developments planned for Longridge.

At the point of finalising the overall number of dwellings proposed for Longridge an adjustment of 200 dwellings was proposed, this to be distributed between 9 other identified settlements within the Borough. This number was ratified during December 2011 to account for the planned development of the Ridings Depot site. Since this time subsequent applications have been made including Gladman Developments for an additional 190 units at this site, a recent application has been lodged for 10 further units at the same site as proposed by Sherwood homes, 78 additional dwellings have already been granted permission at Mosses Farm, Whittingham Lane together with the development of 14 units on Inglewhite Road, these being amongst further granted & planned applications to build dwellings bordering Longridge.

I feel strongly that the Longridge adjustment figure requires due consideration in light of the above and, although further afield, (2 miles, with Longridge being the closest town to this site) the 650 units approved for construction at the Whittingham Park site should also form part of this consideration. It is obvious that the overall number of dwellings bordering our town shall be reliant upon the resources and infrastructure of Longridge and that to not make a further allowance for this within the dwelling allocation for our town would I consider be wholly negligent.

The impact upon the services and infrastructure by the scale of developments proposed by a number of the principle contractors within Longridge and upon its borders should be given due consideration to restricting these in both size and to the type of houses required to meet local requirements

I believe as a community we recognise that a degree of new housing is required but that RVBC needs to exercise a degree of empathy when considering the impact such large scale developments and allocated housing units would have upon our community. The development of the existing brown field sites (as advised within the NPPF as being preferable to the destruction of Greenfield and Greenbelt) in and around Longridge as starter homes / retirement / affordable housing would be of real benefit to those who really need to get on the housing ladder as well as improving the aesthetics of the town itself.

I ask that you and the planning committee make their decisions based on a considered and well thought through basis.

Yours faithfully

[REDACTED]

Name & signature

[REDACTED]

adub. 1/7/14 + copied 942

28th June 2014

[Redacted area]

Ribble Valley Borough Council
Examination Office
Church Walk
Clitheroe
Lancs.
BB7 2RA

For the attention of Mrs Michelle Haworth, Core Strategy Programme Officer

Dear Mrs Haworth,

In response to the recent modifications to the RVBC Core Strategy, which, fundamentally I am in agreement with, I wish to bring to your attention one point for consideration in the developments planned for Longridge.

At the point of finalising the overall number of dwellings proposed for Longridge an adjustment of 200 dwellings was proposed, this to be distributed between 9 other identified settlements within the Borough. This number was ratified during December 2011 to account for the planned development of the Ridings Depot site. Since this time subsequent applications have been made including Gladman Developments for an additional 190 units at this site, a recent application has been lodged for 10 further units at the same site as proposed by Sherwood homes, 78 additional dwellings have already been granted permission at Mosses Farm, Whittingham Lane together with the development of 14 units on Inglewhite Road, these being amongst further granted & planned applications to build dwellings bordering Longridge.

I feel strongly that the Longridge adjustment figure requires due consideration in light of the above and, although further afield, (2 miles, with Longridge being the closest town to this site) the 650 units approved for construction at the Whittingham Park site should also form part of this consideration. It is obvious that the overall number of dwellings bordering our town shall be reliant upon the resources and infrastructure of Longridge and that to not make a further allowance for this within the dwelling allocation for our town would I consider be wholly negligent.

The impact upon the services and infrastructure by the scale of developments proposed by a number of the principle contractors within Longridge and upon its borders should be given due consideration to restricting these in both size and to the type of houses required to meet local requirements

I believe as a community we recognise that a degree of new housing is required but that RVBC needs to exercise a degree of empathy when considering the impact such large scale developments and allocated housing units would have upon our community. The development of the existing brown field sites (as advised within the NPPF, as being preferable to the destruction of Greenfield and Greenbelt) in and around Longridge as starter homes / retirement / affordable housing would be of real benefit to those who really need to get on the housing ladder as well as improving the aesthetics of the town itself.

I ask that you and the planning committee make their decisions based on a considered and well thought through basis.

Yours faithfully

[Handwritten signature]

Name & signature

acted. 1/7/14 + agreed 8775

28th June 2014

~~_____~~
~~_____~~
~~_____~~

Ribble Valley Borough Council
Examination Office
Church Walk
Clitheroe
Lancs.
BB7 2RA

For the attention of Mrs Michelle Haworth, Core Strategy Programme Officer

Dear Mrs Haworth,

In response to the recent modifications to the RVBC Core Strategy, which, fundamentally I am in agreement with, I wish to bring to your attention one point for consideration in the developments planned for Longridge.

At the point of finalising the overall number of dwellings proposed for Longridge an adjustment of 200 dwellings was proposed, this to be distributed between 9 other identified settlements within the Borough. This number was ratified during December 2011 to account for the planned development of the Ridings Depot site. Since this time subsequent applications have been made including Gladman Developments for an additional 190 units at this site, a recent application has been lodged for 10 further units at the same site as proposed by Sherwood homes, 78 additional dwellings have already been granted permission at Mosses Farm, Whittingham Lane together with the development of 14 units on Inglewhite Road, these being amongst further granted & planned applications to build dwellings bordering Longridge.

I feel strongly that the Longridge adjustment figure requires due consideration in light of the above and, although further afield, (2 miles, with Longridge being the closest town to this site) the 650 units approved for construction at the Whittingham Park site should also form part of this consideration. It is obvious that the overall number of dwellings bordering our town shall be reliant upon the resources and infrastructure of Longridge and that to not make a further allowance for this within the dwelling allocation for our town would I consider be wholly negligent.

The impact upon the services and infrastructure by the scale of developments proposed by a number of the principle contractors within Longridge and upon its borders should be given due consideration to restricting these in both size and to the type of houses required to meet local requirements


I believe as a community we recognise that a degree of new housing is required but that RVBC needs to exercise a degree of empathy when considering the impact such large scale developments and allocated housing units would have upon our community. The development of the existing brown field sites (as advised within the NPPF as being preferable to the destruction of Greenfield and Greenbelt) in and around Longridge as starter homes / retirement / affordable housing would be of real benefit to those who really need to get on the housing ladder as well as improving the aesthetics of the town itself.

I ask that you and the planning committee make their decisions based on a considered and well thought through basis.

Yours faithfully

~~_____~~
~~_____~~

Name & signature



amid 1/2/14 + signed

8643

28th June 2014

[Redacted signature area]

Ribble Valley Borough Council
Examination Office
Church Walk
Clitheroe
Lancs.
BB7 2RA

For the attention of Mrs Michelle Haworth, Core Strategy Programme Officer

Dear Mrs Haworth,

In response to the recent modifications to the RVBC Core Strategy, which, fundamentally I am in agreement with, I wish to bring to your attention one point for consideration in the developments planned for Longridge.

At the point of finalising the overall number of dwellings proposed for Longridge an adjustment of 200 dwellings was proposed, this to be distributed between 9 other identified settlements within the Borough. This number was ratified during December 2011 to account for the planned development of the Ridings Depot site. Since this time subsequent applications have been made including Gladman Developments for an additional 190 units at this site, a recent application has been lodged for 10 further units at the same site as proposed by Sherwood homes, 78 additional dwellings have already been granted permission at Mosses Farm, Whittingham Lane together with the development of 14 units on Inglewhite Road, these being amongst further granted & planned applications to build dwellings bordering Longridge.

I feel strongly that the Longridge adjustment figure requires due consideration in light of the above and, although further afield, (2 miles, with Longridge being the closest town to this site) the 650 units approved for construction at the Whittingham Park site should also form part of this consideration. It is obvious that the overall number of dwellings bordering our town shall be reliant upon the resources and infrastructure of Longridge and that to not make a further allowance for this within the dwelling allocation for our town would I consider be wholly negligent.

The impact upon the services and infrastructure by the scale of developments proposed by a number of the principle contractors within Longridge and upon its borders should be given due consideration to restricting these in both size and to the type of houses required to meet local requirements

I believe as a community we recognise that a degree of new housing is required but that RVBC needs to exercise a degree of empathy when considering the impact such large scale developments and allocated housing units would have upon our community. The development of the existing brown field sites (as advised within the NPPF as being preferable to the destruction of Greenfield and Greenbelt) in and around Longridge as starter homes / retirement / affordable housing would be of real benefit to those who really need to get on the housing ladder as well as improving the aesthetics of the town itself.

I ask that you and the planning committee make their decisions based on a considered and well thought through basis.

Yours faithfully


[Redacted signature]

[Redacted signature]

[Redacted signature]

Name & signature

[Redacted signature]



add 1/7/14 + copied 8774

28th June 2014

Ribble Valley Borough Council
Examination Office
Church Walk
Clitheroe
Lancs.
BB7 2RA


For the attention of Mrs Michelle Haworth, Core Strategy Programme Officer

Dear Mrs Haworth,

In response to the recent modifications to the RVBC Core Strategy, which, fundamentally I am in agreement with, I wish to bring to your attention one point for consideration in the developments planned for Longridge.

At the point of finalising the overall number of dwellings proposed for Longridge an adjustment of 200 dwellings was proposed, this to be distributed between 9 other identified settlements within the Borough. This number was ratified during December 2011 to account for the planned development of the Ridings Depot site. Since this time subsequent applications have been made including Gladman Developments for an additional 190 units at this site, a recent application has been lodged for 10 further units at the same site as proposed by Sherwood homes, 78 additional dwellings have already been granted permission at Mosses Farm, Whittingham Lane together with the development of 14 units on Inglewhite Road, these being amongst further granted & planned applications to build dwellings bordering Longridge.

I feel strongly that the Longridge adjustment figure requires due consideration in light of the above and, although further afield, (2 miles, with Longridge being the closest town to this site) the 650 units approved for construction at the Whittingham Park site should also form part of this consideration. It is obvious that the overall number of dwellings bordering our town shall be reliant upon the resources and infrastructure of Longridge and that to not make a further allowance for this within the dwelling allocation for our town would I consider be wholly negligent.

The impact upon the services and infrastructure by the scale of developments proposed by a number of the principle contractors within Longridge and upon its borders should be given due consideration to restricting these in both size and to the type of houses required to meet local requirements

I believe as a community we recognise that a degree of new housing is required but that RVBC needs to exercise a degree of empathy when considering the impact such large scale developments and allocated housing units would have upon our community. The development of the existing brown field sites (as advised within the NPPF as being preferable to the destruction of Greenfield and Greenbelt) in and around Longridge as starter homes / retirement / affordable housing would be of real benefit to those who really need to get on the housing ladder as well as improving the aesthetics of the town itself.

I ask that you and the planning committee make their decisions based on a considered and well thought through basis.

Yours faithfully


Name & signature



add, 1/7/14 + copied

8773

28th June 2014

~~_____~~
~~_____~~
~~_____~~
~~_____~~

Ribble Valley Borough Council
Examination Office
Church Walk
Clitheroe
Lancs.
BB7 2RA

For the attention of Mrs Michelle Haworth, Core Strategy Programme Officer

Dear Mrs Haworth,

In response to the recent modifications to the RVBC Core Strategy, which, fundamentally I am in agreement with, I wish to bring to your attention one point for consideration in the developments planned for Longridge.

At the point of finalising the overall number of dwellings proposed for Longridge an adjustment of 200 dwellings was proposed, this to be distributed between 9 other identified settlements within the Borough. This number was ratified during December 2011 to account for the planned development of the Ridings Depot site. Since this time subsequent applications have been made including Gladman Developments for an additional 190 units at this site, a recent application has been lodged for 10 further units at the same site as proposed by Sherwood homes, 78 additional dwellings have already been granted permission at Mosses Farm, Whittingham Lane together with the development of 14 units on Inglewhite Road, these being amongst further granted & planned applications to build dwellings bordering Longridge.

I feel strongly that the Longridge adjustment figure requires due consideration in light of the above and, although further afield, (2 miles, with Longridge being the closest town to this site) the 650 units approved for construction at the Whittingham Park site should also form part of this consideration. It is obvious that the overall number of dwellings bordering our town shall be reliant upon the resources and infrastructure of Longridge and that to not make a further allowance for this within the dwelling allocation for our town would I consider be wholly negligent.

The impact upon the services and infrastructure by the scale of developments proposed by a number of the principle contractors within Longridge and upon its borders should be given due consideration to restricting these in both size and to the type of houses required to meet local requirements

I believe as a community we recognise that a degree of new housing is required but that RVBC needs to exercise a degree of empathy when considering the impact such large scale developments and allocated housing units would have upon our community. The development of the existing brown field sites (as advised within the NPPF as being preferable to the destruction of Greenfield and Greenbelt) in and around Longridge as starter homes / retirement / affordable housing would be of real benefit to those who really need to get on the housing ladder as well as improving the aesthetics of the town itself.

I ask that you and the planning committee make their decisions based on a considered and well thought through basis.

Yours faithfully

~~_____~~

Name & signature

~~_____~~



add. 1/7/14 + copied

8772

28th June 2014



Ribble Valley Borough Council
Examination Office
Church Walk
Clitheroe
Lancs.
BB7 2RA

For the attention of Mrs Michelle Haworth, Core Strategy Programme Officer

Dear Mrs Haworth,

In response to the recent modifications to the RVBC Core Strategy, which, fundamentally I am in agreement with, I wish to bring to your attention one point for consideration in the developments planned for Longridge.

At the point of finalising the overall number of dwellings proposed for Longridge an adjustment of 200 dwellings was proposed, this to be distributed between 9 other identified settlements within the Borough. This number was ratified during December 2011 to account for the planned development of the Ridings Depot site. Since this time subsequent applications have been made including Gladman Developments for an additional 190 units at this site, a recent application has been lodged for 10 further units at the same site as proposed by Sherwood homes, 78 additional dwellings have already been granted permission at Mosses Farm, Whittingham Lane together with the development of 14 units on Inglewhite Road, these being amongst further granted & planned applications to build dwellings bordering Longridge.

I feel strongly that the Longridge adjustment figure requires due consideration in light of the above and, although further afield, (2 miles, with Longridge being the closest town to this site) the 650 units approved for construction at the Whittingham Park site should also form part of this consideration. It is obvious that the overall number of dwellings bordering our town shall be reliant upon the resources and infrastructure of Longridge and that to not make a further allowance for this within the dwelling allocation for our town would I consider be wholly negligent.

The impact upon the services and infrastructure by the scale of developments proposed by a number of the principle contractors within Longridge and upon its borders should be given due consideration to restricting these in both size and to the type of houses required to meet local requirements

I believe as a community we recognise that a degree of new housing is required but that RVBC needs to exercise a degree of empathy when considering the impact such large scale developments and allocated housing units would have upon our community. The development of the existing brown field sites (as advised within the NPPF as being preferable to the destruction of Greenfield and Greenbelt) in and around Longridge as starter homes / retirement / affordable housing would be of real benefit to those who really need to get on the housing ladder as well as improving the aesthetics of the town itself.

I ask that you and the planning committee make their decisions based on a considered and well thought through basis.

Yours faithfully

Name & signature



acid. 1/7/14 + copied 1127.

28th June 2014

Ribble Valley Borough Council
Examination Office
Church Walk
Clitheroe
Lancs.
BB7 2RA

~~_____~~
~~_____~~
~~_____~~

For the attention of Mrs Michelle Haworth, Core Strategy Programme Officer

Dear Mrs Haworth,

In response to the recent modifications to the RVBC Core Strategy, which, fundamentally I am in agreement with, I wish to bring to your attention one point for consideration in the developments planned for Longridge.

At the point of finalising the overall number of dwellings proposed for Longridge an adjustment of 200 dwellings was proposed, this to be distributed between 9 other identified settlements within the Borough. This number was ratified during December 2011 to account for the planned development of the Ridings Depot site. Since this time subsequent applications have been made including Gladman Developments for an additional 190 units at this site, a recent application has been lodged for 10 further units at the same site as proposed by Sherwood homes, 78 additional dwellings have already been granted permission at Mosses Farm, Whittingham Lane together with the development of 14 units on Inglewhite Road, these being amongst further granted & planned applications to build dwellings bordering Longridge.

I feel strongly that the Longridge adjustment figure requires due consideration in light of the above and, although further afield, (2 miles, with Longridge being the closest town to this site) the 650 units approved for construction at the Whittingham Park site should also form part of this consideration. It is obvious that the overall number of dwellings bordering our town shall be reliant upon the resources and infrastructure of Longridge and that to not make a further allowance for this within the dwelling allocation for our town would I consider be wholly negligent.

The impact upon the services and infrastructure by the scale of developments proposed by a number of the principle contractors within Longridge and upon its borders should be given due consideration to restricting these in both size and to the type of houses required to meet local requirements

I believe as a community we recognise that a degree of new housing is required but that RVBC needs to exercise a degree of empathy when considering the impact such large scale developments and allocated housing units would have upon our community. The development of the existing brown field sites (as advised within the NPPF as being preferable to the destruction of Greenfield and Greenbelt) in and around Longridge as starter homes / retirement / affordable housing would be of real benefit to those who really need to get on the housing ladder as well as improving the aesthetics of the town itself.

I ask that you and the planning committee make their decisions based on a considered and well thought through basis.

Yours faithfully

~~_____~~

Name & signature

~~_____~~
~~_____~~

add'd 1/7/14 + agreed 8771

28th June 2014

Ribble Valley Borough Council
Examination Office
Church Walk
Clitheroe
Lancs.
BB7 2RA



For the attention of Mrs Michelle Haworth, Core Strategy Programme Officer

Dear Mrs Haworth,

In response to the recent modifications to the RVBC Core Strategy, which, fundamentally I am in agreement with, I wish to bring to your attention one point for consideration in the developments planned for Longridge.

At the point of finalising the overall number of dwellings proposed for Longridge an adjustment of 200 dwellings was proposed, this to be distributed between 9 other identified settlements within the Borough. This number was ratified during December 2011 to account for the planned development of the Ridings Depot site. Since this time subsequent applications have been made including Gladman Developments for an additional 190 units at this site, a recent application has been lodged for 10 further units at the same site as proposed by Sherwood homes, 78 additional dwellings have already been granted permission at Mosses Farm, Whittingham Lane together with the development of 14 units on Inglewhite Road, these being amongst further granted & planned applications to build dwellings bordering Longridge.



I feel strongly that the Longridge adjustment figure requires due consideration in light of the above and, although further afield, (2 miles, with Longridge being the closest town to this site) the 650 units approved for construction at the Whittingham Park site should also form part of this consideration. It is obvious that the overall number of dwellings bordering our town shall be reliant upon the resources and infrastructure of Longridge and that to not make a further allowance for this within the dwelling allocation for our town would I consider be wholly negligent.

The impact upon the services and infrastructure by the scale of developments proposed by a number of the principle contractors within Longridge and upon its borders should be given due consideration to restricting these in both size and to the type of houses required to meet local requirements

I believe as a community we recognise that a degree of new housing is required but that RVBC needs to exercise a degree of empathy when considering the impact such large scale developments and allocated housing units would have upon our community. The development of the existing brown field sites (as advised within the NPPF as being preferable to the destruction of Greenfield and Greenbelt) in and around Longridge as starter homes / retirement / affordable housing would be of real benefit to those who really need to get on the housing ladder as well as improving the aesthetics of the town itself.

I ask that you and the planning committee make their decisions based on a considered and well thought through basis.

Yours faithfully


Name & signature


add. 1/2/14 + copied

8769

28th June 2014

Ribble Valley Borough Council
Examination Office
Church Walk
Clitheroe
Lancs.
BB7 2RA


For the attention of Mrs Michelle Haworth, Core Strategy Programme Officer

Dear Mrs Haworth,

In response to the recent modifications to the RVBC Core Strategy, which, fundamentally I am in agreement with, I wish to bring to your attention one point for consideration in the developments planned for Longridge.

At the point of finalising the overall number of dwellings proposed for Longridge an adjustment of 200 dwellings was proposed, this to be distributed between 9 other identified settlements within the Borough. This number was ratified during December 2011 to account for the planned development of the Ridings Depot site. Since this time subsequent applications have been made including Gladman Developments for an additional 190 units at this site, a recent application has been lodged for 10 further units at the same site as proposed by Sherwood homes, 78 additional dwellings have already been granted permission at Mosses Farm, Whittingham Lane together with the development of 14 units on Inglewhite Road, these being amongst further granted & planned applications to build dwellings bordering Longridge.

I feel strongly that the Longridge adjustment figure requires due consideration in light of the above and, although further afield, (2 miles, with Longridge being the closest town to this site) the 650 units approved for construction at the Whittingham Park site should also form part of this consideration. It is obvious that the overall number of dwellings bordering our town shall be reliant upon the resources and infrastructure of Longridge and that to not make a further allowance for this within the dwelling allocation for our town would I consider be wholly negligent.

The impact upon the services and infrastructure by the scale of developments proposed by a number of the principle contractors within Longridge and upon its borders should be given due consideration to restricting these in both size and to the type of houses required to meet local requirements

I believe as a community we recognise that a degree of new housing is required but that RVBC needs to exercise a degree of empathy when considering the impact such large scale developments and allocated housing units would have upon our community. The development of the existing brown field sites (as advised within the NPPF as being preferable to the destruction of Greenfield and Greenbelt) in and around Longridge as starter homes / retirement / affordable housing would be of real benefit to those who really need to get on the housing ladder as well as improving the aesthetics of the town itself.

I ask that you and the planning committee make their decisions based on a considered and well thought through basis.

Yours faithfully



Name & signature

28th June 2014

add 1/3/14 + quiet

8768

Ribble Valley Borough Council
Examination Office
Church Walk
Clitheroe
Lancs.
BB7 2RA

[REDACTED]

For the attention of Mrs Michelle Haworth, Core Strategy Programme Officer

Dear Mrs Haworth,

In response to the recent modifications to the RVBC Core Strategy, which, fundamentally I am in agreement with, I wish to bring to your attention one point for consideration in the developments planned for Longridge.

At the point of finalising the overall number of dwellings proposed for Longridge an adjustment of 200 dwellings was proposed, this to be distributed between 9 other identified settlements within the Borough. This number was ratified during December 2011 to account for the planned development of the Ridings Depot site. Since this time subsequent applications have been made including Gladman Developments for an additional 190 units at this site, a recent application has been lodged for 10 further units at the same site as proposed by Sherwood homes, 78 additional dwellings have already been granted permission at Mosses Farm, Whittingham Lane together with the development of 14 units on Inglewhite Road, these being amongst further granted & planned applications to build dwellings bordering Longridge.

I feel strongly that the Longridge adjustment figure requires due consideration in light of the above and, although further afield, (2 miles, with Longridge being the closest town to this site) the 650 units approved for construction at the Whittingham Park site should also form part of this consideration. It is obvious that the overall number of dwellings bordering our town shall be reliant upon the resources and infrastructure of Longridge and that to not make a further allowance for this within the dwelling allocation for our town would I consider be wholly negligent.

The impact upon the services and infrastructure by the scale of developments proposed by a number of the principle contractors within Longridge and upon its borders should be given due consideration to restricting these in both size and to the type of houses required to meet local requirements

I believe as a community we recognise that a degree of new housing is required but that RVBC needs to exercise a degree of empathy when considering the impact such large scale developments and allocated housing units would have upon our community. The development of the existing brown field sites (as advised within the NPPF as being preferable to the destruction of Greenfield and Greenbelt) in and around Longridge as starter homes / retirement / affordable housing would be of real benefit to those who really need to get on the housing ladder as well as improving the aesthetics of the town itself.

I ask that you and the planning committee make their decisions based on a considered and well thought through basis.

Yours faithfully

[REDACTED SIGNATURE]

Name & signature

ack'd 1/7/14 & agreed 8767

28th June 2014

Ribble Valley Borough Council
Examination Office
Church Walk
Clitheroe
Lancs.
BB7 2RA



For the attention of Mrs Michelle Haworth, Core Strategy Programme Officer

Dear Mrs Haworth,

In response to the recent modifications to the RVBC Core Strategy, which, fundamentally I am in agreement with, I wish to bring to your attention one point for consideration in the developments planned for Longridge.

At the point of finalising the overall number of dwellings proposed for Longridge an adjustment of 200 dwellings was proposed, this to be distributed between 9 other identified settlements within the Borough. This number was ratified during December 2011 to account for the planned development of the Ridings Depot site. Since this time subsequent applications have been made including Gladman Developments for an additional 190 units at this site, a recent application has been lodged for 10 further units at the same site as proposed by Sherwood homes, 78 additional dwellings have already been granted permission at Mosses Farm, Whittingham Lane together with the development of 14 units on Inglewhite Road, these being amongst further granted & planned applications to build dwellings bordering Longridge.

I feel strongly that the Longridge adjustment figure requires due consideration in light of the above and, although further afield, (2 miles, with Longridge being the closest town to this site) the 650 units approved for construction at the Whittingham Park site should also form part of this consideration. It is obvious that the overall number of dwellings bordering our town shall be reliant upon the resources and infrastructure of Longridge and that to not make a further allowance for this within the dwelling allocation for our town would I consider be wholly negligent.

The impact upon the services and infrastructure by the scale of developments proposed by a number of the principle contractors within Longridge and upon its borders should be given due consideration to restricting these in both size and to the type of houses required to meet local requirements

I believe as a community we recognise that a degree of new housing is required but that RVBC needs to exercise a degree of empathy when considering the impact such large scale developments and allocated housing units would have upon our community. The development of the existing brown field sites (as advised within the NPPF as being preferable to the destruction of Greenfield and Greenbelt) in and around Longridge as starter homes / retirement / affordable housing would be of real benefit to those who really need to get on the housing ladder as well as improving the aesthetics of the town itself.

I ask that you and the planning committee make their decisions based on a considered and well thought through basis.

Yours faithfully

Name & signature

28th June 2014

add 1/7/14 & equal 8766

Ribble Valley Borough Council
Examination Office
Church Walk
Clitheroe
Lancs.
BB7 2RA


For the attention of Mrs Michelle Haworth, Core Strategy Programme Officer

Dear Mrs Haworth,

In response to the recent modifications to the RVBC Core Strategy, which, fundamentally I am in agreement with, I wish to bring to your attention one point for consideration in the developments planned for Longridge.

At the point of finalising the overall number of dwellings proposed for Longridge an adjustment of 200 dwellings was proposed, this to be distributed between 9 other identified settlements within the Borough. This number was ratified during December 2011 to account for the planned development of the Ridings Depot site. Since this time subsequent applications have been made including Gladman Developments for an additional 190 units at this site, a recent application has been lodged for 10 further units at the same site as proposed by Sherwood homes, 78 additional dwellings have already been granted permission at Mosses Farm, Whittingham Lane together with the development of 14 units on Inglewhite Road, these being amongst further granted & planned applications to build dwellings bordering Longridge.

I feel strongly that the Longridge adjustment figure requires due consideration in light of the above and, although further afield, (2 miles, with Longridge being the closest town to this site) the 650 units approved for construction at the Whittingham Park site should also form part of this consideration. It is obvious that the overall number of dwellings bordering our town shall be reliant upon the resources and infrastructure of Longridge and that to not make a further allowance for this within the dwelling allocation for our town would I consider be wholly negligent.

The impact upon the services and infrastructure by the scale of developments proposed by a number of the principle contractors within Longridge and upon its borders should be given due consideration to restricting these in both size and to the type of houses required to meet local requirements

I believe as a community we recognise that a degree of new housing is required but that RVBC needs to exercise a degree of empathy when considering the impact such large scale developments and allocated housing units would have upon our community. The development of the existing brown field sites (as advised within the NPPF as being preferable to the destruction of Greenfield and Greenbelt) in and around Longridge as starter homes / retirement / affordable housing would be of real benefit to those who really need to get on the housing ladder as well as improving the aesthetics of the town itself.


I ask that you and the planning committee make their decisions based on a considered and well thought through basis.

Yours faithfully


Name & signature

attid. 1/7/14 + copied 8765

28th June 2014



Ribble Valley Borough Council
Examination Office
Church Walk
Clitheroe
Lancs.
BB7 2RA

For the attention of Mrs Michelle Haworth, Core Strategy Programme Officer

Dear Mrs Haworth,

In response to the recent modifications to the RVBC Core Strategy, which, fundamentally I am in agreement with, I wish to bring to your attention one point for consideration in the developments planned for Longridge.

At the point of finalising the overall number of dwellings proposed for Longridge an adjustment of 200 dwellings was proposed, this to be distributed between 9 other identified settlements within the Borough. This number was ratified during December 2011 to account for the planned development of the Ridings Depot site. Since this time subsequent applications have been made including Gladman Developments for an additional 190 units at this site, a recent application has been lodged for 10 further units at the same site as proposed by Sherwood homes, 78 additional dwellings have already been granted permission at Mosses Farm, Whittingham Lane together with the development of 14 units on Inglewhite Road, these being amongst further granted & planned applications to build dwellings bordering Longridge.

I feel strongly that the Longridge adjustment figure requires due consideration in light of the above and, although further afield, (2 miles, with Longridge being the closest town to this site) the 650 units approved for construction at the Whittingham Park site should also form part of this consideration. It is obvious that the overall number of dwellings bordering our town shall be reliant upon the resources and infrastructure of Longridge and that to not make a further allowance for this within the dwelling allocation for our town would I consider be wholly negligent.

The impact upon the services and infrastructure by the scale of developments proposed by a number of the principle contractors within Longridge and upon its borders should be given due consideration to restricting these in both size and to the type of houses required to meet local requirements

I believe as a community we recognise that a degree of new housing is required but that RVBC needs to exercise a degree of empathy when considering the impact such large scale developments and allocated housing units would have upon our community. The development of the existing brown field sites (as advised within the NPPF as being preferable to the destruction of Greenfield and Greenbelt) in and around Longridge as starter homes / retirement / affordable housing would be of real benefit to those who really need to get on the housing ladder as well as improving the aesthetics of the town itself.

I ask that you and the planning committee make their decisions based on a considered and well thought through basis.

Yours faithfully

Name & signature

add 1/7/14 + speed 8764

28th June 2014

Ribble Valley Borough Council
Examination Office
Church Walk
Clitheroe
Lancs.
BB7 2RA

)
For the attention of Mrs Michelle Haworth, Core Strategy Programme Officer

Dear Mrs Haworth,

In response to the recent modifications to the RVBC Core Strategy, which, fundamentally I am in agreement with, I wish to bring to your attention one point for consideration in the developments planned for Longridge.

At the point of finalising the overall number of dwellings proposed for Longridge an adjustment of 200 dwellings was proposed, this to be distributed between 9 other identified settlements within the Borough. This number was ratified during December 2011 to account for the planned development of the Ridings Depot site. Since this time subsequent applications have been made including Gladman Developments for an additional 190 units at this site, a recent application has been lodged for 10 further units at the same site as proposed by Sherwood homes, 78 additional dwellings have already been granted permission at Mosses Farm, Whittingham Lane together with the development of 14 units on Inglewhite Road, these being amongst further granted & planned applications to build dwellings bordering Longridge.

I feel strongly that the Longridge adjustment figure requires due consideration in light of the above and, although further afield, (2 miles, with Longridge being the closest town to this site) the 650 units approved for construction at the Whittingham Park site should also form part of this consideration. It is obvious that the overall number of dwellings bordering our town shall be reliant upon the resources and infrastructure of Longridge and that to not make a further allowance for this within the dwelling allocation for our town would I consider be wholly negligent.

The impact upon the services and infrastructure by the scale of developments proposed by a number of the principle contractors within Longridge and upon its borders should be given due consideration to restricting these in both size and to the type of houses required to meet local requirements

I believe as a community we recognise that a degree of new housing is required but that RVBC needs to exercise a degree of empathy when considering the impact such large scale developments and allocated housing units would have upon our community. The development of the existing brown field sites (as advised within the NPPF as being preferable to the destruction of Greenfield and Greenbelt) in and around Longridge as starter homes / retirement / affordable housing would be of real benefit to those who really need to get on the housing ladder as well as improving the aesthetics of the town itself.

I ask that you and the planning committee make their decisions based on a considered and well thought through basis.

Yours faithfully


Name & signature

ack'd. 1/7/14 + copied 8763

28th June 2014

~~_____~~
~~_____~~
~~_____~~
~~_____~~

Ribble Valley Borough Council
Examination Office
Church Walk
Clitheroe
Lancs.
BB7 2RA

For the attention of Mrs Michelle Haworth, Core Strategy Programme Officer

Dear Mrs Haworth,

In response to the recent modifications to the RVBC Core Strategy, which, fundamentally I am in agreement with, I wish to bring to your attention one point for consideration in the developments planned for Longridge.

At the point of finalising the overall number of dwellings proposed for Longridge an adjustment of 200 dwellings was proposed, this to be distributed between 9 other identified settlements within the Borough. This number was ratified during December 2011 to account for the planned development of the Ridings Depot site. Since this time subsequent applications have been made including Gladman Developments for an additional 190 units at this site, a recent application has been lodged for 10 further units at the same site as proposed by Sherwood homes, 78 additional dwellings have already been granted permission at Mosses Farm, Whittingham Lane together with the development of 14 units on Inglewhite Road, these being amongst further granted & planned applications to build dwellings bordering Longridge.

I feel strongly that the Longridge adjustment figure requires due consideration in light of the above and, although further afield, (2 miles, with Longridge being the closest town to this site) the 650 units approved for construction at the Whittingham Park site should also form part of this consideration. It is obvious that the overall number of dwellings bordering our town shall be reliant upon the resources and infrastructure of Longridge and that to not make a further allowance for this within the dwelling allocation for our town would I consider be wholly negligent.

The impact upon the services and infrastructure by the scale of developments proposed by a number of the principle contractors within Longridge and upon its borders should be given due consideration to restricting these in both size and to the type of houses required to meet local requirements

I believe as a community we recognise that a degree of new housing is required but that RVBC needs to exercise a degree of empathy when considering the impact such large scale developments and allocated housing units would have upon our community. The development of the existing brown field sites (as advised within the NPPF as being preferable to the destruction of Greenfield and Greenbelt) in and around Longridge as starter homes / retirement / affordable housing would be of real benefit to those who really need to get on the housing ladder as well as improving the aesthetics of the town itself.

I ask that you and the planning committee make their decisions based on a considered and well thought through basis.

Yours faithfully

~~_____~~
Name & signature

~~_____~~

adid. 1/7/14 + copied 8762

28th June 2014



Ribble Valley Borough Council
Examination Office
Church Walk
Clitheroe
Lancs.
BB7 2RA

For the attention of Mrs Michelle Haworth, Core Strategy Programme Officer

Dear Mrs Haworth,

In response to the recent modifications to the RVBC Core Strategy, which, fundamentally I am in agreement with, I wish to bring to your attention one point for consideration in the developments planned for Longridge.

At the point of finalising the overall number of dwellings proposed for Longridge an adjustment of 200 dwellings was proposed, this to be distributed between 9 other identified settlements within the Borough. This number was ratified during December 2011 to account for the planned development of the Ridings Depot site. Since this time subsequent applications have been made including Gladman Developments for an additional 190 units at this site, a recent application has been lodged for 10 further units at the same site as proposed by Sherwood homes, 78 additional dwellings have already been granted permission at Mosses Farm, Whittingham Lane together with the development of 14 units on Inglewhite Road, these being amongst further granted & planned applications to build dwellings bordering Longridge.

I feel strongly that the Longridge adjustment figure requires due consideration in light of the above and, although further afield, (2 miles, with Longridge being the closest town to this site) the 650 units approved for construction at the Whittingham Park site should also form part of this consideration. It is obvious that the overall number of dwellings bordering our town shall be reliant upon the resources and infrastructure of Longridge and that to not make a further allowance for this within the dwelling allocation for our town would I consider be wholly negligent.

The impact upon the services and infrastructure by the scale of developments proposed by a number of the principle contractors within Longridge and upon its borders should be given due consideration to restricting these in both size and to the type of houses required to meet local requirements

I believe as a community we recognise that a degree of new housing is required but that RVBC needs to exercise a degree of empathy when considering the impact such large scale developments and allocated housing units would have upon our community. The development of the existing brown field sites (as advised within the NPPF as being preferable to the destruction of Greenfield and Greenbelt) in and around Longridge as starter homes / retirement / affordable housing would be of real benefit to those who really need to get on the housing ladder as well as improving the aesthetics of the town itself.

I ask that you and the planning committee make their decisions based on a considered and well thought through basis.

Yours faithfully

Name & signature



act'd 1/7/14 + copied 6046

28th June 2014

Ribble Valley Borough Council
Examination Office
Church Walk
Clitheroe
Lancs.
BB7 2RA

[REDACTED]

For the attention of Mrs Michelle Haworth, Core Strategy Programme Officer

Dear Mrs Haworth,

In response to the recent modifications to the RVBC Core Strategy, which, fundamentally I am in agreement with, I wish to bring to your attention one point for consideration in the developments planned for Longridge.

At the point of finalising the overall number of dwellings proposed for Longridge an adjustment of 200 dwellings was proposed, this to be distributed between 9 other identified settlements within the Borough. This number was ratified during December 2011 to account for the planned development of the Ridings Depot site. Since this time subsequent applications have been made including Gladman Developments for an additional 190 units at this site, a recent application has been lodged for 10 further units at the same site as proposed by Sherwood homes, 78 additional dwellings have already been granted permission at Mosses Farm, Whittingham Lane together with the development of 14 units on Inglewhite Road, these being amongst further granted & planned applications to build dwellings bordering Longridge.

I feel strongly that the Longridge adjustment figure requires due consideration in light of the above and, although further afield, (2 miles, with Longridge being the closest town to this site) the 650 units approved for construction at the Whittingham Park site should also form part of this consideration. It is obvious that the overall number of dwellings bordering our town shall be reliant upon the resources and infrastructure of Longridge and that to not make a further allowance for this within the dwelling allocation for our town would I consider be wholly negligent.

The impact upon the services and infrastructure by the scale of developments proposed by a number of the principle contractors within Longridge and upon its borders should be given due consideration to restricting these in both size and to the type of houses required to meet local requirements

I believe as a community we recognise that a degree of new housing is required but that RVBC needs to exercise a degree of empathy when considering the impact such large scale developments and allocated housing units would have upon our community. The development of the existing brown field sites (as advised within the NPPF as being preferable to the destruction of Greenfield and Greenbelt) in and around Longridge as starter homes / retirement / affordable housing would be of real benefit to those who really need to get on the housing ladder as well as improving the aesthetics of the town itself.

I ask that you and the planning committee make their decisions based on a considered and well thought through basis.

Yours faithfully


[REDACTED]

[REDACTED]
Name & signature

acclid 1/3/14 + agreed 8761

28th June 2014

Ribble Valley Borough Council
Examination Office
Church Walk
Clitheroe
Lancs.
BB7 2RA



For the attention of Mrs Michelle Haworth, Core Strategy Programme Officer

Dear Mrs Haworth,

In response to the recent modifications to the RVBC Core Strategy, which, fundamentally I am in agreement with, I wish to bring to your attention one point for consideration in the developments planned for Longridge.

At the point of finalising the overall number of dwellings proposed for Longridge an adjustment of 200 dwellings was proposed, this to be distributed between 9 other identified settlements within the Borough. This number was ratified during December 2011 to account for the planned development of the Ridings Depot site. Since this time subsequent applications have been made including Gladman Developments for an additional 190 units at this site, a recent application has been lodged for 10 further units at the same site as proposed by Sherwood homes, 78 additional dwellings have already been granted permission at Mosses Farm, Whittingham Lane together with the development of 14 units on Inglewhite Road, these being amongst further granted & planned applications to build dwellings bordering Longridge.

I feel strongly that the Longridge adjustment figure requires due consideration in light of the above and, although further afield, (2 miles, with Longridge being the closest town to this site) the 650 units approved for construction at the Whittingham Park site should also form part of this consideration. It is obvious that the overall number of dwellings bordering our town shall be reliant upon the resources and infrastructure of Longridge and that to not make a further allowance for this within the dwelling allocation for our town would I consider be wholly negligent.

The impact upon the services and infrastructure by the scale of developments proposed by a number of the principle contractors within Longridge and upon its borders should be given due consideration to restricting these in both size and to the type of houses required to meet local requirements

I believe as a community we recognise that a degree of new housing is required but that RVBC needs to exercise a degree of empathy when considering the impact such large scale developments and allocated housing units would have upon our community. The development of the existing brown field sites (as advised within the NPPF as being preferable to the destruction of Greenfield and Greenbelt) in and around Longridge as starter homes / retirement / affordable housing would be of real benefit to those who really need to get on the housing ladder as well as improving the aesthetics of the town itself.

I ask that you and the planning committee make their decisions based on a considered and well thought through basis.

Yours faithfully

Name & signature



acid 1/7/14 + copied 8177

28th June 2014

~~_____~~
~~_____~~
~~_____~~
~~_____~~
~~_____~~

Ribble Valley Borough Council
Examination Office
Church Walk
Clitheroe
Lancs.
BB7 2RA

DIRECTOR OF
RESOURCES
30 JUN 2014

For the attention of Mrs Michelle Haworth, Core Strategy Programme Officer

Dear Mrs Haworth,

In response to the recent modifications to the RVBC Core Strategy, which, fundamentally I am in agreement with, I wish to bring to your attention one point for consideration in the developments planned for Longridge.

At the point of finalising the overall number of dwellings proposed for Longridge an adjustment of 200 dwellings was proposed, this to be distributed between 9 other identified settlements within the Borough. This number was ratified during December 2011 to account for the planned development of the Ridings Depot site. Since this time subsequent applications have been made including Gladman Developments for an additional 190 units at this site, a recent application has been lodged for 10 further units at the same site as proposed by Sherwood homes, 78 additional dwellings have already been granted permission at Mosses Farm, Whittingham Lane together with the development of 14 units on Inglewhite Road, these being amongst further granted & planned applications to build dwellings bordering Longridge.

I feel strongly that the Longridge adjustment figure requires due consideration in light of the above and, although further afield, (2 miles, with Longridge being the closest town to this site) the 650 units approved for construction at the Whittingham Park site should also form part of this consideration. It is obvious that the overall number of dwellings bordering our town shall be reliant upon the resources and infrastructure of Longridge and that to not make a further allowance for this within the dwelling allocation for our town would I consider be wholly negligent.

The impact upon the services and infrastructure by the scale of developments proposed by a number of the principle contractors within Longridge and upon its borders should be given due consideration to restricting these in both size and to the type of houses required to meet local requirements

I believe as a community we recognise that a degree of new housing is required but that RVBC needs to exercise a degree of empathy when considering the impact such large scale developments and allocated housing units would have upon our community. The development of the existing brown field sites (as advised within the NPPF as being preferable to the destruction of Greenfield and Greenbelt) in and around Longridge as starter homes / retirement / affordable housing would be of real benefit to those who really need to get on the housing ladder as well as improving the aesthetics of the town itself.

I ask that you and the planning committee make their decisions based on a considered and well thought through basis.

Yours faithfully


~~_____~~
Name & signature

~~_____~~ ~~_____~~



ack'd 1/7/14 + copied 8760

28th June 2014



Ribble Valley Borough Council
Examination Office
Church Walk
Clitheroe
Lancs.
BB7 2RA

For the attention of Mrs Michelle Haworth, Core Strategy Programme Officer

Dear Mrs Haworth,

In response to the recent modifications to the RVBC Core Strategy, which, fundamentally I am in agreement with, I wish to bring to your attention one point for consideration in the developments planned for Longridge.

At the point of finalising the overall number of dwellings proposed for Longridge an adjustment of 200 dwellings was proposed, this to be distributed between 9 other identified settlements within the Borough. This number was ratified during December 2011 to account for the planned development of the Ridings Depot site. Since this time subsequent applications have been made including Gladman Developments for an additional 190 units at this site, a recent application has been lodged for 10 further units at the same site as proposed by Sherwood homes, 78 additional dwellings have already been granted permission at Mosses Farm, Whittingham Lane together with the development of 14 units on Inglewhite Road, these being amongst further granted & planned applications to build dwellings bordering Longridge.

I feel strongly that the Longridge adjustment figure requires due consideration in light of the above and, although further afield, (2 miles, with Longridge being the closest town to this site) the 650 units approved for construction at the Whittingham Park site should also form part of this consideration. It is obvious that the overall number of dwellings bordering our town shall be reliant upon the resources and infrastructure of Longridge and that to not make a further allowance for this within the dwelling allocation for our town would I consider be wholly negligent.

The impact upon the services and infrastructure by the scale of developments proposed by a number of the principle contractors within Longridge and upon its borders should be given due consideration to restricting these in both size and to the type of houses required to meet local requirements

I believe as a community we recognise that a degree of new housing is required but that RVBC needs to exercise a degree of empathy when considering the impact such large scale developments and allocated housing units would have upon our community. The development of the existing brown field sites (as advised within the NPPF as being preferable to the destruction of Greenfield and Greenbelt) in and around Longridge as starter homes / retirement / affordable housing would be of real benefit to those who really need to get on the housing ladder as well as improving the aesthetics of the town itself.

I ask that you and the planning committee make their decisions based on a considered and well thought through basis.

Yours faithfully

A horizontal line of text has been redacted with a thick, dark scribble.

A handwritten signature has been redacted with a thick, dark scribble.

Name & signature

achid 1/7/14 + agreed 8759

28th June 2014

~~_____~~
~~_____~~
~~_____~~
~~_____~~
~~_____~~

} 29 June 14

Ribble Valley Borough Council
Examination Office
Church Walk
Clitheroe
Lancs.
BB7 2RA

For the attention of Mrs Michelle Haworth, Core Strategy Programme Officer

Dear Mrs Haworth,

In response to the recent modifications to the RVBC Core Strategy, which, fundamentally I am in agreement with, I wish to bring to your attention one point for consideration in the developments planned for Longridge.

At the point of finalising the overall number of dwellings proposed for Longridge an adjustment of 200 dwellings was proposed, this to be distributed between 9 other identified settlements within the Borough. This number was ratified during December 2011 to account for the planned development of the Ridings Depot site. Since this time subsequent applications have been made including Gladman Developments for an additional 100 units at this site, a recent application has been lodged for 10 further units at the same site as proposed by Sherwood homes, 78 additional dwellings have already been granted permission at Mosses Farm, Whittingham Lane together with the development of 14 units on Inglewhite Road, these being amongst further granted & planned applications to build dwellings bordering Longridge.

I feel strongly that the Longridge adjustment figure requires due consideration in light of the above and, although further afield, (2 miles, with Longridge being the closest town to this site) the 650 units approved for construction at the Whittingham Park site should also form part of this consideration. It is obvious that the overall number of dwellings bordering our town shall be reliant upon the resources and infrastructure of Longridge and that to not make a further allowance for this within the dwelling allocation for our town would I consider be wholly negligent.

The impact upon the services and infrastructure by the scale of developments proposed by a number of the principle contractors within Longridge and upon its borders should be given due consideration to restricting these in both size and to the type of houses required to meet local requirements

I believe as a community we recognise that a degree of new housing is required but that RVBC needs to exercise a degree of empathy when considering the impact such large scale developments and allocated housing units would have upon our community. The development of the existing brown field sites (as advised within the NPPF as being preferable to the destruction of Greenfield and Greenbelt) in and around Longridge as starter homes / retirement / affordable housing would be of real benefit to those who really need to get on the housing ladder as well as improving the aesthetics of the town itself.

I ask that you and the planning committee make their decisions based on a considered and well thought through basis.

Yours faithfully

~~_____~~

~~_____~~

Name & signature

acti' 1/7/14 + copied

8741

28th June 2014



Ribble Valley Borough Council
Examination Office
Church Walk
Clitheroe
Lancs.
BB7 2RA

For the attention of Mrs Michelle Haworth, Core Strategy Programme Officer

Dear Mrs Haworth,

In response to the recent modifications to the RVBC Core Strategy, which, fundamentally I am in agreement with, I wish to bring to your attention one point for consideration in the developments planned for Longridge.

At the point of finalising the overall number of dwellings proposed for Longridge an adjustment of 200 dwellings was proposed, this to be distributed between 9 other identified settlements within the Borough. This number was ratified during December 2011 to account for the planned development of the Ridings Depot site. Since this time subsequent applications have been made including Gladman Developments for an additional 190 units at this site, a recent application has been lodged for 10 further units at the same site as proposed by Sherwood homes, 78 additional dwellings have already been granted permission at Mosses Farm, Whittingham Lane together with the development of 14 units on Inglewhite Road, these being amongst further granted & planned applications to build dwellings bordering Longridge.

I feel strongly that the Longridge adjustment figure requires due consideration in light of the above and, although further afield, (2 miles, with Longridge being the closest town to this site) the 650 units approved for construction at the Whittingham Park site should also form part of this consideration. It is obvious that the overall number of dwellings bordering our town shall be reliant upon the resources and infrastructure of Longridge and that to not make a further allowance for this within the dwelling allocation for our town would I consider be wholly negligent.

The impact upon the services and infrastructure by the scale of developments proposed by a number of the principle contractors within Longridge and upon its borders should be given due consideration to restricting these in both size and to the type of houses required to meet local requirements

I believe as a community we recognise that a degree of new housing is required but that RVBC needs to exercise a degree of empathy when considering the impact such large scale developments and allocated housing units would have upon our community. The development of the existing brown field sites (as advised within the NPPF as being preferable to the destruction of Greenfield and Greenbelt) in and around Longridge as starter homes / retirement / affordable housing would be of real benefit to those who really need to get on the housing ladder as well as improving the aesthetics of the town itself.

I ask that you and the planning committee make their decisions based on a considered and well thought through basis,

Yours faithfully

~~XXXXXXXXXX~~
~~XXXXXXXXXX~~

Name & signature

P.S. Longridge may need a FEW homes for elderly. BUT as everyone knows - it will be a nightmare on the roads, doctors, schools water & sewage!! need we say more!!
J.B.



28th June 2014

am'd 1/7/14 + copied 7042

Ribble Valley Borough Council
Examination Office
Church Walk
Clitheroe
Lancs.
BB7 2RA

For the attention of Mrs Michelle Haworth, Core Strategy Programme Officer

Dear Mrs Haworth,

In response to the recent modifications to the RVBC Core Strategy, which, fundamentally I am in agreement with, I wish to bring to your attention one point for consideration in the developments planned for Longridge.

At the point of finalising the overall number of dwellings proposed for Longridge an adjustment of 200 dwellings was proposed, this to be distributed between 9 other identified settlements within the Borough. This number was ratified during December 2011 to account for the planned development of the Ridings Depot site. Since this time subsequent applications have been made including Gladman Developments for an additional 190 units at this site, a recent application has been lodged for 10 further units at the same site as proposed by Sherwood homes, 78 additional dwellings have already been granted permission at Mosses Farm, Whittingham Lane together with the development of 14 units on Inglewhite Road, these being amongst further granted & planned applications to build dwellings bordering Longridge.

I feel strongly that the Longridge adjustment figure requires due consideration in light of the above and, although further afield, (2 miles, with Longridge being the closest town to this site) the 650 units approved for construction at the Whittingham Park site should also form part of this consideration. It is obvious that the overall number of dwellings bordering our town shall be reliant upon the resources and infrastructure of Longridge and that to not make a further allowance for this within the dwelling allocation for our town would I consider be wholly negligent.

The impact upon the services and infrastructure by the scale of developments proposed by a number of the principle contractors within Longridge and upon its borders should be given due consideration to restricting these in both size and to the type of houses required to meet local requirements


I believe as a community we recognise that a degree of new housing is required but that RVBC needs to exercise a degree of empathy when considering the impact such large scale developments and allocated housing units would have upon our community. The development of the existing brown field sites (as advised within the NPPF as being preferable to the destruction of Greenfield and Greenbelt) in and around Longridge as starter homes / retirement / affordable housing would be of real benefit to those who really need to get on the housing ladder as well as improving the aesthetics of the town itself.

I ask that you and the planning committee make their decisions based on a considered and well thought through basis.

Yours faithfully



Name & signature



~~no addition to~~
~~ask to~~

asked 1/7/14 + copied
~~8740~~

28th June 2014

Ribble Valley Borough Council
Examination Office
Church Walk
Clitheroe
Lancs.
BB7 2RA

8740

For the attention of Mrs Michelle Haworth, Core Strategy Programme Officer

Dear Mrs Haworth,

In response to the recent modifications to the RVBC Core Strategy, which, fundamentally I am in agreement with, I wish to bring to your attention one point for consideration in the developments planned for Longridge.

At the point of finalising the overall number of dwellings proposed for Longridge an adjustment of 200 dwellings was proposed, this to be distributed between 9 other identified settlements within the Borough. This number was ratified during December 2011 to account for the planned development of the Ridings Depot site. Since this time subsequent applications have been made including Gladman Developments for an additional 190 units at this site, a recent application has been lodged for 10 further units at the same site as proposed by Sherwood homes, 78 additional dwellings have already been granted permission at Mosses Farm, Whittingham Lane together with the development of 14 units on Inglewhite Road, these being amongst further granted & planned applications to build dwellings bordering Longridge.

I feel strongly that the Longridge adjustment figure requires due consideration in light of the above and, although further afield, (2 miles, with Longridge being the closest town to this site) the 650 units approved for construction at the Whittingham Park site should also form part of this consideration. It is obvious that the overall number of dwellings bordering our town shall be reliant upon the resources and infrastructure of Longridge and that to not make a further allowance for this within the dwelling allocation for our town would I consider be wholly negligent.

The impact upon the services and infrastructure by the scale of developments proposed by a number of the principle contractors within Longridge and upon its borders should be given due consideration to restricting these in both size and to the type of houses required to meet local requirements

I believe as a community we recognise that a degree of new housing is required but that RVBC needs to exercise a degree of empathy when considering the impact such large scale developments and allocated housing units would have upon our community. The development of the existing brown field sites (as advised within the NPPF as being preferable to the destruction of Greenfield and Greenbelt) in and around Longridge as starter homes / retirement / affordable housing would be of real benefit to those who really need to get on the housing ladder as well as improving the aesthetics of the town itself.

I ask that you and the planning committee make their decisions based on a considered and well thought through basis.


Yours faithfully

Name & signature



adid 1/7/14 + copied

28th June 2014



Ribble Valley Borough Council
Examination Office
Church Walk
Clitheroe
Lancs.
BB7 2RA

8739

For the attention of Mrs Michelle Haworth, Core Strategy Programme Officer

Dear Mrs Haworth,

In response to the recent modifications to the RVBC Core Strategy, which, fundamentally I am in agreement with, I wish to bring to your attention one point for consideration in the developments planned for Longridge.

At the point of finalising the overall number of dwellings proposed for Longridge an adjustment of 200 dwellings was proposed, this to be distributed between 9 other identified settlements within the Borough. This number was ratified during December 2011 to account for the planned development of the Ridings Depot site. Since this time subsequent applications have been made including Gladman Developments for an additional 190 units at this site, a recent application has been lodged for 10 further units at the same site as proposed by Sherwood homes, 78 additional dwellings have already been granted permission at Mosses Farm, Whittingham Lane together with the development of 14 units on Inglewhite Road, these being amongst further granted & planned applications to build dwellings bordering Longridge.

I feel strongly that the Longridge adjustment figure requires due consideration in light of the above and, although further afield, (2 miles, with Longridge being the closest town to this site) the 650 units approved for construction at the Whittingham Park site should also form part of this consideration. It is obvious that the overall number of dwellings bordering our town shall be reliant upon the resources and infrastructure of Longridge and that to not make a further allowance for this within the dwelling allocation for our town would I consider be wholly negligent.

The impact upon the services and infrastructure by the scale of developments proposed by a number of the principle contractors within Longridge and upon its borders should be given due consideration to restricting these in both size and to the type of houses required to meet local requirements

I believe as a community we recognise that a degree of new housing is required but that RVBC needs to exercise a degree of empathy when considering the impact such large scale developments and allocated housing units would have upon our community. The development of the existing brown field sites (as advised within the NPPF as being preferable to the destruction of Greenfield and Greenbelt) in and around Longridge as starter homes / retirement / affordable housing would be of real benefit to those who really need to get on the housing ladder as well as improving the aesthetics of the town itself.


I ask that you and the planning committee make their decisions based on a considered and well thought through basis.

Yours faithfully

Name & signature

ack'd 1/9/14 + copied

28th June 2014



Ribble Valley Borough Council
Examination Office
Church Walk
Clitheroe
Lancs.
BB7 2RA

8738

For the attention of Mrs Michelle Haworth, Core Strategy Programme Officer

Dear Mrs Haworth,

In response to the recent modifications to the RVBC Core Strategy, which, fundamentally I am in agreement with, I wish to bring to your attention one point for consideration in the developments planned for Longridge.

At the point of finalising the overall number of dwellings proposed for Longridge an adjustment of 200 dwellings was proposed, this to be distributed between 9 other identified settlements within the Borough. This number was ratified during December 2011 to account for the planned development of the Ridings Depot site. Since this time subsequent applications have been made including Gladman Developments for an additional 190 units at this site, a recent application has been lodged for 10 further units at the same site as proposed by Sherwood homes, 78 additional dwellings have already been granted permission at Mosses Farm, Whittingham Lane together with the development of 14 units on Inglewhite Road, these being amongst further granted & planned applications to build dwellings bordering Longridge.

I feel strongly that the Longridge adjustment figure requires due consideration in light of the above and, although further afield, (2 miles, with Longridge being the closest town to this site) the 650 units approved for construction at the Whittingham Park site should also form part of this consideration. It is obvious that the overall number of dwellings bordering our town shall be reliant upon the resources and infrastructure of Longridge and that to not make a further allowance for this within the dwelling allocation for our town would I consider be wholly negligent.

The impact upon the services and infrastructure by the scale of developments proposed by a number of the principle contractors within Longridge and upon its borders should be given due consideration to restricting these in both size and to the type of houses required to meet local requirements

I believe as a community we recognise that a degree of new housing is required but that RVBC needs to exercise a degree of empathy when considering the impact such large scale developments and allocated housing units would have upon our community. The development of the existing brown field sites (as advised within the NPPF as being preferable to the destruction of Greenfield and Greenbelt) in and around Longridge as starter homes / retirement / affordable housing would be of real benefit to those who really need to get on the housing ladder as well as improving the aesthetics of the town itself.

I ask that you and the planning committee make their decisions based on a considered and well thought through basis.

Yours faithfully

Name & signature

Copied & ack'd 7.7.14

PLN - 8906

28th June 2014

Ribble Valley Borough Council
Examination Office
Church Walk
Clitheroe
Lancs.
BB7 2RA

[REDACTED]

For the attention of Mrs Michelle Haworth, Core Strategy Programme Officer

Dear Mrs Haworth,

In response to the recent modifications to the RVBC Core Strategy, which, fundamentally I am in agreement with, I wish to bring to your attention one point for consideration in the developments planned for Longridge.

At the point of finalising the overall number of dwellings proposed for Longridge an adjustment of 200 dwellings was proposed, this to be distributed between 9 other identified settlements within the Borough. This number was ratified during December 2011 to account for the planned development of the Ridings Depot site. Since this time subsequent applications have been made including Gladman Developments for an additional 190 units at this site, a recent application has been lodged for 10 further units at the same site as proposed by Sherwood homes, 78 additional dwellings have already been granted permission at Mosses Farm, Whittingham Lane together with the development of 14 units on Inglewhite Road, these being amongst further granted & planned applications to build dwellings bordering Longridge.

I feel strongly that the Longridge adjustment figure requires due consideration in light of the above and, although further afield, (2 miles, with Longridge being the closest town to this site) the 650 units approved for construction at the Whittingham Park site should also form part of this consideration. It is obvious that the overall number of dwellings bordering our town shall be reliant upon the resources and infrastructure of Longridge and that to not make a further allowance for this within the dwelling allocation for our town would I consider be wholly negligent.

The impact upon the services and infrastructure by the scale of developments proposed by a number of the principle contractors within Longridge and upon its borders should be given due consideration to restricting these in both size and to the type of houses required to meet local requirements

I believe as a community we recognise that a degree of new housing is required but that RVBC needs to exercise a degree of empathy when considering the impact such large scale developments and allocated housing units would have upon our community. The development of the existing brown field sites (as advised within the NPPF as being preferable to the destruction of Greenfield and Greenbelt) in and around Longridge as starter homes / retirement / affordable housing would be of real benefit to those who really need to get on the housing ladder as well as improving the aesthetics of the town itself.

I ask that you and the planning committee make their decisions based on a considered and well thought through basis.

Yours faithfully


[REDACTED]

[REDACTED]

Copied & act'd 7-7-14.

PRN - 8907

28th June 2014



Ribble Valley Borough Council
Examination Office
Church Walk
Clitheroe
Lancs.
BB7 2RA

For the attention of Mrs Michelle Haworth, Core Strategy Programme Officer

Dear Mrs Haworth,

In response to the recent modifications to the RVBC Core Strategy, which, fundamentally I am in agreement with, I wish to bring to your attention one point for consideration in the developments planned for Longridge.

At the point of finalising the overall number of dwellings proposed for Longridge an adjustment of 200 dwellings was proposed, this to be distributed between 9 other identified settlements within the Borough. This number was ratified during December 2011 to account for the planned development of the Ridings Depot site. Since this time subsequent applications have been made including Gladman Developments for an additional 190 units at this site, a recent application has been lodged for 10 further units at the same site as proposed by Sherwood homes, 78 additional dwellings have already been granted permission at Mosses Farm, Whittingham Lane together with the development of 14 units on Inglewhite Road, these being amongst further granted & planned applications to build dwellings bordering Longridge.

I feel strongly that the Longridge adjustment figure requires due consideration in light of the above and, although further afield, (2 miles, with Longridge being the closest town to this site) the 650 units approved for construction at the Whittingham Park site should also form part of this consideration. It is obvious that the overall number of dwellings bordering our town shall be reliant upon the resources and infrastructure of Longridge and that to not make a further allowance for this within the dwelling allocation for our town would I consider be wholly negligent.

The impact upon the services and infrastructure by the scale of developments proposed by a number of the principle contractors within Longridge and upon its borders should be given due consideration to restricting these in both size and to the type of houses required to meet local requirements

I believe as a community we recognise that a degree of new housing is required but that RVBC needs to exercise a degree of empathy when considering the impact such large scale developments and allocated housing units would have upon our community. The development of the existing brown field sites (as advised within the NPPF as being preferable to the destruction of Greenfield and Greenbelt) in and around Longridge as starter homes / retirement / affordable housing would be of real benefit to those who really need to get on the housing ladder as well as improving the aesthetics of the town itself.

I ask that you and the planning committee make their decisions based on a considered and well thought through basis.

Yours faithfully

N

copied & ack'd 7.7.14

PRN-8908

28th June 2014

Ribble Valley Borough Council
Examination Office
Church Walk
Clitheroe
Lancs.
BB7 2RA

[REDACTED]

For the attention of Mrs Michelle Haworth, Core Strategy Programme Officer

Dear Mrs Haworth,

In response to the recent modifications to the RVBC Core Strategy, which, fundamentally I am in agreement with, I wish to bring to your attention one point for consideration in the developments planned for Longridge.

At the point of finalising the overall number of dwellings proposed for Longridge an adjustment of 200 dwellings was proposed, this to be distributed between 9 other identified settlements within the Borough. This number was ratified during December 2011 to account for the planned development of the Ridings Depot site. Since this time subsequent applications have been made including Gladman Developments for an additional 190 units at this site, a recent application has been lodged for 10 further units at the same site as proposed by Sherwood homes, 78 additional dwellings have already been granted permission at Mosses Farm, Whittingham Lane together with the development of 14 units on Inglewhite Road, these being amongst further granted & planned applications to build dwellings bordering Longridge.

I feel strongly that the Longridge adjustment figure requires due consideration in light of the above and, although further afield, (2 miles, with Longridge being the closest town to this site) the 650 units approved for construction at the Whittingham Park site should also form part of this consideration. It is obvious that the overall number of dwellings bordering our town shall be reliant upon the resources and infrastructure of Longridge and that to not make a further allowance for this within the dwelling allocation for our town would I consider be wholly negligent.

The impact upon the services and infrastructure by the scale of developments proposed by a number of the principle contractors within Longridge and upon its borders should be given due consideration to restricting these in both size and to the type of houses required to meet local requirements

I believe as a community we recognise that a degree of new housing is required but that RVBC needs to exercise a degree of empathy when considering the impact such large scale developments and allocated housing units would have upon our community. The development of the existing brown field sites (as advised within the NPPF as being preferable to the destruction of Greenfield and Greenbelt) in and around Longridge as starter homes / retirement / affordable housing would be of real benefit to those who really need to get on the housing ladder as well as improving the aesthetics of the town itself.

I ask that you and the planning committee make their decisions based on a considered and well thought through basis.

Yours faithfully

[REDACTED]

copied & ack'd 7.7.14

PRN - 8909

28th June 2014

Ribble Valley Borough Council
Examination Office
Church Walk
Clitheroe
Lancs.
BB7 2RA

[REDACTED]

For the attention of Mrs Michelle Haworth, Core Strategy Programme Officer

Dear Mrs Haworth,

In response to the recent modifications to the RVBC Core Strategy, which, fundamentally I am in agreement with, I wish to bring to your attention one point for consideration in the developments planned for Longridge.

At the point of finalising the overall number of dwellings proposed for Longridge an adjustment of 200 dwellings was proposed, this to be distributed between 9 other identified settlements within the Borough. This number was ratified during December 2011 to account for the planned development of the Ridings Depot site. Since this time subsequent applications have been made including Gladman Developments for an additional 190 units at this site, a recent application has been lodged for 10 further units at the same site as proposed by Sherwood homes, 78 additional dwellings have already been granted permission at Mosses Farm, Whittingham Lane together with the development of 14 units on Inglewhite Road, these being amongst further granted & planned applications to build dwellings bordering Longridge.

I feel strongly that the Longridge adjustment figure requires due consideration in light of the above and, although further afield, (2 miles, with Longridge being the closest town to this site) the 650 units approved for construction at the Whittingham Park site should also form part of this consideration. It is obvious that the overall number of dwellings bordering our town shall be reliant upon the resources and infrastructure of Longridge and that to not make a further allowance for this within the dwelling allocation for our town would I consider be wholly negligent.

The impact upon the services and infrastructure by the scale of developments proposed by a number of the principle contractors within Longridge and upon its borders should be given due consideration to restricting these in both size and to the type of houses required to meet local requirements

I believe as a community we recognise that a degree of new housing is required but that RVBC needs to exercise a degree of empathy when considering the impact such large scale developments and allocated housing units would have upon our community. The development of the existing brown field sites (as advised within the NPPF as being preferable to the destruction of Greenfield and Greenbelt) in and around Longridge as starter homes / retirement / affordable housing would be of real benefit to those who really need to get on the housing ladder as well as improving the aesthetics of the town itself.

I ask that you and the planning committee make their decisions based on a considered and well thought through basis.

Yours faithfully

[REDACTED]

[REDACTED]

copied & ack'd 7.7.14 PAN-8910

28th June 2014

Ribble Valley Borough Council
Examination Office
Church Walk
Clitheroe
Lancs.
BB7 2RA

[REDACTED]
[REDACTED]
[REDACTED]

For the attention of Mrs Michelle Haworth, Core Strategy Programme Officer

Dear Mrs Haworth,

In response to the recent modifications to the RVBC Core Strategy, which, fundamentally I am in agreement with, I wish to bring to your attention one point for consideration in the developments planned for Longridge.

At the point of finalising the overall number of dwellings proposed for Longridge an adjustment of 200 dwellings was proposed, this to be distributed between 9 other identified settlements within the Borough. This number was ratified during December 2011 to account for the planned development of the Ridings Depot site. Since this time subsequent applications have been made including Gladman Developments for an additional 190 units at this site, a recent application has been lodged for 10 further units at the same site as proposed by Sherwood homes, 78 additional dwellings have already been granted permission at Mosses Farm, Whittingham Lane together with the development of 14 units on Inglewhite Road, these being amongst further granted & planned applications to build dwellings bordering Longridge.

I feel strongly that the Longridge adjustment figure requires due consideration in light of the above and, although further afield, (2 miles, with Longridge being the closest town to this site) the 650 units approved for construction at the Whittingham Park site should also form part of this consideration. It is obvious that the overall number of dwellings bordering our town shall be reliant upon the resources and infrastructure of Longridge and that to not make a further allowance for this within the dwelling allocation for our town would I consider be wholly negligent.

The impact upon the services and infrastructure by the scale of developments proposed by a number of the principle contractors within Longridge and upon its borders should be given due consideration to restricting these in both size and to the type of houses required to meet local requirements

I believe as a community we recognise that a degree of new housing is required but that RVBC needs to exercise a degree of empathy when considering the impact such large scale developments and allocated housing units would have upon our community. The development of the existing brown field sites (as advised within the NPPF as being preferable to the destruction of Greenfield and Greenbelt) in and around Longridge as starter homes / retirement / affordable housing would be of real benefit to those who really need to get on the housing ladder as well as improving the aesthetics of the town itself.

I ask that you and the planning committee make their decisions based on a considered and well thought through basis.

Yours faithfully

[REDACTED]
[REDACTED]

address incomplete
Copied 7.7.14

PRN - 8911

28th June 2014

Ribble Valley Borough Council
Examination Office
Church Walk
Clitheroe
Lancs.
BB7 2RA

[REDACTED]

For the attention of Mrs Michelle Haworth, Core Strategy Programme Officer

Dear Mrs Haworth,

In response to the recent modifications to the RVBC Core Strategy, which, fundamentally I am in agreement with, I wish to bring to your attention one point for consideration in the developments planned for Longridge.

At the point of finalising the overall number of dwellings proposed for Longridge an adjustment of 200 dwellings was proposed, this to be distributed between 9 other identified settlements within the Borough. This number was ratified during December 2011 to account for the planned development of the Ridings Depot site. Since this time subsequent applications have been made including Gladman Developments for an additional 190 units at this site, a recent application has been lodged for 10 further units at the same site as proposed by Sherwood homes, 78 additional dwellings have already been granted permission at Mosses Farm, Whittingham Lane together with the development of 14 units on Inglewhite Road, these being amongst further granted & planned applications to build dwellings bordering Longridge.

I feel strongly that the Longridge adjustment figure requires due consideration in light of the above and, although further afield, (2 miles, with Longridge being the closest town to this site) the 650 units approved for construction at the Whittingham Park site should also form part of this consideration. It is obvious that the overall number of dwellings bordering our town shall be reliant upon the resources and infrastructure of Longridge and that to not make a further allowance for this within the dwelling allocation for our town would I consider be wholly negligent.

The impact upon the services and infrastructure by the scale of developments proposed by a number of the principle contractors within Longridge and upon its borders should be given due consideration to restricting these in both size and to the type of houses required to meet local requirements

I believe as a community we recognise that a degree of new housing is required but that RVBC needs to exercise a degree of empathy when considering the impact such large scale developments and allocated housing units would have upon our community. The development of the existing brown field sites (as advised within the NPPF as being preferable to the destruction of Greenfield and Greenbelt) in and around Longridge as starter homes / retirement / affordable housing would be of real benefit to those who really need to get on the housing ladder as well as improving the aesthetics of the town itself.

I ask that you and the planning committee make their decisions based on a considered and well thought through basis.

Yours faithfully

[REDACTED]

[REDACTED]

copied & ack'd 7.7.14

PRN 94.

28th June 2014

Ribble Valley Borough Council
Examination Office
Church Walk
Clitheroe
Lancs.
BB7 2RA

[REDACTED]

For the attention of Mrs Michelle Haworth, Core Strategy Programme Officer

Dear Mrs Haworth,

In response to the recent modifications to the RVBC Core Strategy, which, fundamentally I am in agreement with, I wish to bring to your attention one point for consideration in the developments planned for Longridge.

At the point of finalising the overall number of dwellings proposed for Longridge an adjustment of 200 dwellings was proposed, this to be distributed between 9 other identified settlements within the Borough. This number was ratified during December 2011 to account for the planned development of the Ridings Depot site. Since this time subsequent applications have been made including Gladman Developments for an additional 190 units at this site, a recent application has been lodged for 10 further units at the same site as proposed by Sherwood homes, 78 additional dwellings have already been granted permission at Mosses Farm, Whittingham Lane together with the development of 14 units on Inglewhite Road, these being amongst further granted & planned applications to build dwellings bordering Longridge.

I feel strongly that the Longridge adjustment figure requires due consideration in light of the above and, although further afield, (2 miles, with Longridge being the closest town to this site) the 650 units approved for construction at the Whittingham Park site should also form part of this consideration. It is obvious that the overall number of dwellings bordering our town shall be reliant upon the resources and infrastructure of Longridge and that to not make a further allowance for this within the dwelling allocation for our town would I consider be wholly negligent.

The impact upon the services and infrastructure by the scale of developments proposed by a number of the principle contractors within Longridge and upon its borders should be given due consideration to restricting these in both size and to the type of houses required to meet local requirements

I believe as a community we recognise that a degree of new housing is required but that RVBC needs to exercise a degree of empathy when considering the impact such large scale developments and allocated housing units would have upon our community. The development of the existing brown field sites (as advised within the NPPF as being preferable to the destruction of Greenfield and Greenbelt) in and around Longridge as starter homes / retirement / affordable housing would be of real benefit to those who really need to get on the housing ladder as well as improving the aesthetics of the town itself.

I ask that you and the planning committee make their decisions based on a considered and well thought through basis.

Yours faithfully

[REDACTED]

[REDACTED]

copied & ack'd 7.7.14

PRV - 8912

28th June 2014

Ribble Valley Borough Council
Examination Office
Church Walk
Clitheroe
Lancs.
BB7 2RA

[REDACTED]

For the attention of Mrs Michelle Haworth, Core Strategy Programme Officer

Dear Mrs Haworth,

In response to the recent modifications to the RVBC Core Strategy, which, fundamentally I am in agreement with, I wish to bring to your attention one point for consideration in the developments planned for Longridge.

At the point of finalising the overall number of dwellings proposed for Longridge an adjustment of 200 dwellings was proposed, this to be distributed between 9 other identified settlements within the Borough. This number was ratified during December 2011 to account for the planned development of the Ridings Depot site. Since this time subsequent applications have been made including Gladman Developments for an additional 190 units at this site, a recent application has been lodged for 10 further units at the same site as proposed by Sherwood homes, 78 additional dwellings have already been granted permission at Mosses Farm, Whittingham Lane together with the development of 14 units on Inglewhite Road, these being amongst further granted & planned applications to build dwellings bordering Longridge.

I feel strongly that the Longridge adjustment figure requires due consideration in light of the above and, although further afield, (2 miles, with Longridge being the closest town to this site) the 650 units approved for construction at the Whittingham Park site should also form part of this consideration. It is obvious that the overall number of dwellings bordering our town shall be reliant upon the resources and infrastructure of Longridge and that to not make a further allowance for this within the dwelling allocation for our town would I consider be wholly negligent.

The impact upon the services and infrastructure by the scale of developments proposed by a number of the principle contractors within Longridge and upon its borders should be given due consideration to restricting these in both size and to the type of houses required to meet local requirements

I believe as a community we recognise that a degree of new housing is required but that RVBC needs to exercise a degree of empathy when considering the impact such large scale developments and allocated housing units would have upon our community. The development of the existing brown field sites (as advised within the NPPF as being preferable to the destruction of Greenfield and Greenbelt) in and around Longridge as starter homes / retirement / affordable housing would be of real benefit to those who really need to get on the housing ladder as well as improving the aesthetics of the town itself.

I ask that you and the planning committee make their decisions based on a considered and well thought through basis.

Yours faithfully

[REDACTED]

[REDACTED]

Copied & ack'd 7.7.14

PRV - 89/14

28th June 2014

Ribble Valley Borough Council
Examination Office
Church Walk
Clitheroe
Lancs.
BB7 2RA

[REDACTED]

For the attention of Mrs Michelle Haworth, Core Strategy Programme Officer

Dear Mrs Haworth,

In response to the recent modifications to the RVBC Core Strategy, which, fundamentally I am in agreement with, I wish to bring to your attention one point for consideration in the developments planned for Longridge.

At the point of finalising the overall number of dwellings proposed for Longridge an adjustment of 200 dwellings was proposed, this to be distributed between 9 other identified settlements within the Borough. This number was ratified during December 2011 to account for the planned development of the Ridings Depot site. Since this time subsequent applications have been made including Gladman Developments for an additional 190 units at this site, a recent application has been lodged for 10 further units at the same site as proposed by Sherwood homes, 78 additional dwellings have already been granted permission at Mosses Farm, Whittingham Lane together with the development of 14 units on Inglewhite Road, these being amongst further granted & planned applications to build dwellings bordering Longridge.

I feel strongly that the Longridge adjustment figure requires due consideration in light of the above and, although further afield, (2 miles, with Longridge being the closest town to this site) the 650 units approved for construction at the Whittingham Park site should also form part of this consideration. It is obvious that the overall number of dwellings bordering our town shall be reliant upon the resources and infrastructure of Longridge and that to not make a further allowance for this within the dwelling allocation for our town would I consider be wholly negligent.

The impact upon the services and infrastructure by the scale of developments proposed by a number of the principle contractors within Longridge and upon its borders should be given due consideration to restricting these in both size and to the type of houses required to meet local requirements.

I believe as a community we recognise that a degree of new housing is required but that RVBC needs to exercise a degree of empathy when considering the impact such large scale developments and allocated housing units would have upon our community. The development of the existing brown field sites (as advised within the NPPF as being preferable to the destruction of Greenfield and Greenbelt) in and around Longridge as starter homes / retirement / affordable housing would be of real benefit to those who really need to get on the housing ladder as well as improving the aesthetics of the town itself.

I ask that you and the planning committee make their decisions based on a considered and well thought through basis.

Yours faithfully

[REDACTED]

Copied & ack'd 7.7.14

PRV-8915

28th June 2014

Ribble Valley Borough Council
Examination Office
Church Walk
Clitheroe
Lancs.
BB7 2RA

[REDACTED]

For the attention of Mrs Michelle Haworth, Core Strategy Programme Officer

Dear Mrs Haworth,

In response to the recent modifications to the RVBC Core Strategy, which, fundamentally I am in agreement with, I wish to bring to your attention one point for consideration in the developments planned for Longridge.

At the point of finalising the overall number of dwellings proposed for Longridge an adjustment of 200 dwellings was proposed, this to be distributed between 9 other identified settlements within the Borough. This number was ratified during December 2011 to account for the planned development of the Ridings Depot site. Since this time subsequent applications have been made including Gladman Developments for an additional 190 units at this site, a recent application has been lodged for 10 further units at the same site as proposed by Sherwood homes, 78 additional dwellings have already been granted permission at Mosses Farm, Whittingham Lane together with the development of 14 units on Inglewhite Road, these being amongst further granted & planned applications to build dwellings bordering Longridge.

I feel strongly that the Longridge adjustment figure requires due consideration in light of the above and, although further afield, (2 miles, with Longridge being the closest town to this site) the 650 units approved for construction at the Whittingham Park site should also form part of this consideration. It is obvious that the overall number of dwellings bordering our town shall be reliant upon the resources and infrastructure of Longridge and that to not make a further allowance for this within the dwelling allocation for our town would I consider be wholly negligent.

The impact upon the services and infrastructure by the scale of developments proposed by a number of the principle contractors within Longridge and upon its borders should be given due consideration to restricting these in both size and to the type of houses required to meet local requirements

I believe as a community we recognise that a degree of new housing is required but that RVBC needs to exercise a degree of empathy when considering the impact such large scale developments and allocated housing units would have upon our community. The development of the existing brown field sites (as advised within the NPPF as being preferable to the destruction of Greenfield and Greenbelt) in and around Longridge as starter homes / retirement / affordable housing would be of real benefit to those who really need to get on the housing ladder as well as improving the aesthetics of the town itself.

I ask that you and the planning committee make their decisions based on a considered and well thought through basis.

Yours faithfully

[REDACTED]

[REDACTED]

copied & ack'd 7.7.14

PRN- 8913

28th June 2014

Ribble Valley Borough Council
Examination Office
Church Walk
Clitheroe
Lancs.
BB7 2RA

[REDACTED]

For the attention of Mrs Michelle Haworth, Core Strategy Programme Officer

Dear Mrs Haworth,

In response to the recent modifications to the RVBC Core Strategy, which, fundamentally I am in agreement with, I wish to bring to your attention one point for consideration in the developments planned for Longridge.

At the point of finalising the overall number of dwellings proposed for Longridge an adjustment of 200 dwellings was proposed, this to be distributed between 9 other identified settlements within the Borough. This number was ratified during December 2011 to account for the planned development of the Ridings Depot site. Since this time subsequent applications have been made including Gladman Developments for an additional 190 units at this site, a recent application has been lodged for 10 further units at the same site as proposed by Sherwood homes, 78 additional dwellings have already been granted permission at Mosses Farm, Whittingham Lane together with the development of 14 units on Inglewhite Road, these being amongst further granted & planned applications to build dwellings bordering Longridge.

I feel strongly that the Longridge adjustment figure requires due consideration in light of the above and, although further afield, (2 miles, with Longridge being the closest town to this site) the 650 units approved for construction at the Whittingham Park site should also form part of this consideration. It is obvious that the overall number of dwellings bordering our town shall be reliant upon the resources and infrastructure of Longridge and that to not make a further allowance for this within the dwelling allocation for our town would I consider be wholly negligent.

The impact upon the services and infrastructure by the scale of developments proposed by a number of the principle contractors within Longridge and upon its borders should be given due consideration to restricting these in both size and to the type of houses required to meet local requirements

I believe as a community we recognise that a degree of new housing is required but that RVBC needs to exercise a degree of empathy when considering the impact such large scale developments and allocated housing units would have upon our community. The development of the existing brown field sites (as advised within the NPPF as being preferable to the destruction of Greenfield and Greenbelt) in and around Longridge as starter homes / retirement / affordable housing would be of real benefit to those who really need to get on the housing ladder as well as improving the aesthetics of the town itself.

I ask that you and the planning committee make their decisions based on a considered and well thought through basis.

Yours faithfully

[REDACTED]

[REDACTED]

copied & ack'd 7.7.14

PRN - 8916

28th June 2014

Ribble Valley Borough Council
Examination Office
Church Walk
Clitheroe
Lancs.
BB7 2RA

[REDACTED]

For the attention of Mrs Michelle Haworth, Core Strategy Programme Officer

Dear Mrs Haworth,

In response to the recent modifications to the RVBC Core Strategy, which, fundamentally I am in agreement with, I wish to bring to your attention one point for consideration in the developments planned for Longridge.

At the point of finalising the overall number of dwellings proposed for Longridge an adjustment of 200 dwellings was proposed, this to be distributed between 9 other identified settlements within the Borough. This number was ratified during December 2011 to account for the planned development of the Ridings Depot site. Since this time subsequent applications have been made including Gladman Developments for an additional 190 units at this site, a recent application has been lodged for 10 further units at the same site as proposed by Sherwood homes, 78 additional dwellings have already been granted permission at Mosses Farm, Whittingham Lane together with the development of 14 units on Inglewhite Road, these being amongst further granted & planned applications to build dwellings bordering Longridge.

I feel strongly that the Longridge adjustment figure requires due consideration in light of the above and, although further afield, (2 miles, with Longridge being the closest town to this site) the 650 units approved for construction at the Whittingham Park site should also form part of this consideration. It is obvious that the overall number of dwellings bordering our town shall be reliant upon the resources and infrastructure of Longridge and that to not make a further allowance for this within the dwelling allocation for our town would I consider be wholly negligent.

The impact upon the services and infrastructure by the scale of developments proposed by a number of the principle contractors within Longridge and upon its borders should be given due consideration to restricting these in both size and to the type of houses required to meet local requirements

I believe as a community we recognise that a degree of new housing is required but that RVBC needs to exercise a degree of empathy when considering the impact such large scale developments and allocated housing units would have upon our community. The development of the existing brown field sites (as advised within the NPPF as being preferable to the destruction of Greenfield and Greenbelt) in and around Longridge as starter homes / retirement / affordable housing would be of real benefit to those who really need to get on the housing ladder as well as improving the aesthetics of the town itself.

I ask that you and the planning committee make their decisions based on a considered and well thought through basis.

Yours faithfully

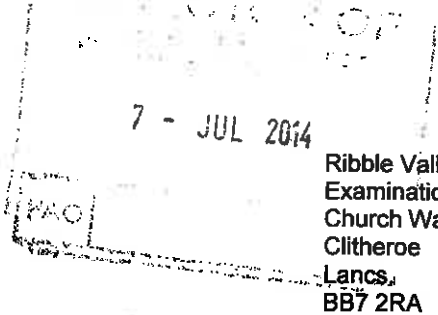
[REDACTED]

Name & signature

copied + read 8/7/14

PRN 8921

28th June 2014



For the attention of Mrs Michelle Haworth, Core Strategy Programme Officer

Dear Mrs Haworth,

In response to the recent modifications to the RVBC Core Strategy, which, fundamentally I am in agreement with, I wish to bring to your attention one point for consideration in the developments planned for Longridge.

At the point of finalising the overall number of dwellings proposed for Longridge an adjustment of 200 dwellings was proposed, this to be distributed between 9 other identified settlements within the Borough. This number was ratified during December 2011 to account for the planned development of the Ridings Depot site. Since this time subsequent applications have been made including Gladman Developments for an additional 190 units at this site, a recent application has been lodged for 10 further units at the same site as proposed by Sherwood homes, 78 additional dwellings have already been granted permission at Mosses Farm, Whittingham Lane together with the development of 14 units on Inglewhite Road, these being amongst further granted & planned applications to build dwellings bordering Longridge.

I feel strongly that the Longridge adjustment figure requires due consideration in light of the above and, although further afield, (2 miles, with Longridge being the closest town to this site) the 650 units approved for construction at the Whittingham Park site should also form part of this consideration. It is obvious that the overall number of dwellings bordering our town shall be reliant upon the resources and infrastructure of Longridge and that to not make a further allowance for this within the dwelling allocation for our town would I consider be wholly negligent.

The impact upon the services and infrastructure by the scale of developments proposed by a number of the principle contractors within Longridge and upon its borders should be given due consideration to restricting these in both size and to the type of houses required to meet local requirements

I believe as a community we recognise that a degree of new housing is required but that RVBC needs to exercise a degree of empathy when considering the impact such large scale developments and allocated housing units would have upon our community. The development of the existing brown field sites (as advised within the NPPF as being preferable to the destruction of Greenfield and Greenbelt) in and around Longridge as starter homes / retirement / affordable housing would be of real benefit to those who really need to get on the housing ladder as well as improving the aesthetics of the town itself.

I ask that you and the planning committee make their decisions based on a considered and well thought through basis.

Yours faithfully



Copied / dated 8/7/14

DIRECTOR OF
RESOURCES

PRN 8922

28th June 2014

7 - JUL 2014

Ribble Valley Borough Council
Examination Office
Church Walk
Clitheroe
Lancs.
BB7 2RA

[REDACTED]

For the attention of Mrs Michelle Haworth, Core Strategy Programme Officer

Dear Mrs Haworth,

In response to the recent modifications to the RVBC Core Strategy, which, fundamentally I am in agreement with, I wish to bring to your attention one point for consideration in the developments planned for Longridge.

At the point of finalising the overall number of dwellings proposed for Longridge an adjustment of 200 dwellings was proposed, this to be distributed between 9 other identified settlements within the Borough. This number was ratified during December 2011 to account for the planned development of the Ridings Depot site. Since this time subsequent applications have been made including Gladman Developments for an additional 190 units at this site, a recent application has been lodged for 10 further units at the same site as proposed by Sherwood homes, 78 additional dwellings have already been granted permission at Mosses Farm, Whittingham Lane together with the development of 14 units on Inglewhite Road, these being amongst further granted & planned applications to build dwellings bordering Longridge.

I feel strongly that the Longridge adjustment figure requires due consideration in light of the above and, although further afield, (2 miles, with Longridge being the closest town to this site) the 650 units approved for construction at the Whittingham Park site should also form part of this consideration. It is obvious that the overall number of dwellings bordering our town shall be reliant upon the resources and infrastructure of Longridge and that to not make a further allowance for this within the dwelling allocation for our town would I consider be wholly negligent.

The impact upon the services and infrastructure by the scale of developments proposed by a number of the principle contractors within Longridge and upon its borders should be given due consideration to restricting these in both size and to the type of houses required to meet local requirements

I believe as a community we recognise that a degree of new housing is required but that RVBC needs to exercise a degree of empathy when considering the impact such large scale developments and allocated housing units would have upon our community. The development of the existing brown field sites (as advised within the NPPF as being preferable to the destruction of Greenfield and Greenbelt) in and around Longridge as starter homes / retirement / affordable housing would be of real benefit to those who really need to get on the housing ladder as well as improving the aesthetics of the town itself.

I ask that you and the planning committee make their decisions based on a considered and well thought through basis.

Yours faithfully

[REDACTED]



copy sent + dated 8/7/14

7 - JUL 2014

PN 8923

28th June 2014

[Redacted]

Ribble Valley Borough Council
Examination Office
Church Walk
Clitheroe
Lancs.
BB7 2RA

For the attention of Mrs Michelle Haworth, Core Strategy Programme Officer

Dear Mrs Haworth,

In response to the recent modifications to the RVBC Core Strategy, which, fundamentally I am in agreement with, I wish to bring to your attention one point for consideration in the developments planned for Longridge.

At the point of finalising the overall number of dwellings proposed for Longridge an adjustment of 200 dwellings was proposed, this to be distributed between 9 other identified settlements within the Borough. This number was ratified during December 2011 to account for the planned development of the Ridings Depot site. Since this time subsequent applications have been made including Gladman Developments for an additional 190 units at this site, a recent application has been lodged for 10 further units at the same site as proposed by Sherwood homes, 78 additional dwellings have already been granted permission at Mosses Farm, Whittingham Lane together with the development of 14 units on Inglewhite Road, these being amongst further granted & planned applications to build dwellings bordering Longridge.

I feel strongly that the Longridge adjustment figure requires due consideration in light of the above and, although further afield, (2 miles, with Longridge being the closest town to this site) the 650 units approved for construction at the Whittingham Park site should also form part of this consideration. It is obvious that the overall number of dwellings bordering our town shall be reliant upon the resources and infrastructure of Longridge and that to not make a further allowance for this within the dwelling allocation for our town would I consider be wholly negligent.

The impact upon the services and infrastructure by the scale of developments proposed by a number of the principle contractors within Longridge and upon its borders should be given due consideration to restricting these in both size and to the type of houses required to meet local requirements

I believe as a community we recognise that a degree of new housing is required but that RVBC needs to exercise a degree of empathy when considering the impact such large scale developments and allocated housing units would have upon our community. The development of the existing brown field sites (as advised within the NPPF as being preferable to the destruction of Greenfield and Greenbelt) in and around Longridge as starter homes / retirement / affordable housing would be of real benefit to those who really need to get on the housing ladder as well as improving the aesthetics of the town itself.

I ask that you and the planning committee make their decisions based on a considered and well thought through basis.

Yours faithfully


[Redacted signature]

copyed: asked 8/7/14

PRN 8924

28th June 2014

[REDACTED]



Ribble Valley Borough Council
Examination Office
Church Walk
Clitheroe
Lancs.
BB7 2RA

For the attention of Mrs Michelle Haworth, Core Strategy Programme Officer

Dear Mrs Haworth,

In response to the recent modifications to the RVBC Core Strategy, which, fundamentally I am in agreement with, I wish to bring to your attention one point for consideration in the developments planned for Longridge.

At the point of finalising the overall number of dwellings proposed for Longridge an adjustment of 200 dwellings was proposed, this to be distributed between 9 other identified settlements within the Borough. This number was ratified during December 2011 to account for the planned development of the Ridings Depot site. Since this time subsequent applications have been made including Gladman Developments for an additional 190 units at this site, a recent application has been lodged for 10 further units at the same site as proposed by Sherwood homes, 78 additional dwellings have already been granted permission at Mosses Farm, Whittingham Lane together with the development of 14 units on Inglewhite Road, these being amongst further granted & planned applications to build dwellings bordering Longridge.

I feel strongly that the Longridge adjustment figure requires due consideration in light of the above and, although further afield, (2 miles, with Longridge being the closest town to this site) the 650 units approved for construction at the Whittingham Park site should also form part of this consideration. It is obvious that the overall number of dwellings bordering our town shall be reliant upon the resources and infrastructure of Longridge and that to not make a further allowance for this within the dwelling allocation for our town would I consider be wholly negligent.

The impact upon the services and infrastructure by the scale of developments proposed by a number of the principle contractors within Longridge and upon its borders should be given due consideration to restricting these in both size and to the type of houses required to meet local requirements

I believe as a community we recognise that a degree of new housing is required but that RVBC needs to exercise a degree of empathy when considering the impact such large scale developments and allocated housing units would have upon our community. The development of the existing brown field sites (as advised within the NPPF as being preferable to the destruction of Greenfield and Greenbelt) in and around Longridge as starter homes / retirement / affordable housing would be of real benefit to those who really need to get on the housing ladder as well as improving the aesthetics of the town itself.

I ask that you and the planning committee make their decisions based on a considered and well thought through basis.

Yours faithfully

[REDACTED]

i

[REDACTED]

speed + addid 8/7/14
on written deadline

PRN 8929

28th June 2014

Ribble Valley Borough Council
Examination Office
Church Walk
Clitheroe
Lancs.
BB7 2RA

no addit
address

For the attention of Mrs Michelle Haworth, Core Strategy Programme Officer

Dear Mrs Haworth,

In response to the recent modifications to the RVBC Core Strategy, which, fundamentally I am in agreement with, I wish to bring to your attention one point for consideration in the developments planned for Longridge.

At the point of finalising the overall number of dwellings proposed for Longridge an adjustment of 200 dwellings was proposed, this to be distributed between 9 other identified settlements within the Borough. This number was ratified during December 2011 to account for the planned development of the Ridings Depot site. Since this time subsequent applications have been made including Gladman Developments for an additional 190 units at this site, a recent application has been lodged for 10 further units at the same site as proposed by Sherwood homes, 78 additional dwellings have already been granted permission at Mosses Farm, Whittingham Lane together with the development of 14 units on Inglewhite Road, these being amongst further granted & planned applications to build dwellings bordering Longridge.

I feel strongly that the Longridge adjustment figure requires due consideration in light of the above and, although further afield, (2 miles, with Longridge being the closest town to this site) the 650 units approved for construction at the Whittingham Park site should also form part of this consideration. It is obvious that the overall number of dwellings bordering our town shall be reliant upon the resources and infrastructure of Longridge and that to not make a further allowance for this within the dwelling allocation for our town would I consider be wholly negligent.

The impact upon the services and infrastructure by the scale of developments proposed by a number of the principle contractors within Longridge and upon its borders should be given due consideration to restricting these in both size and to the type of houses required to meet local requirements

I believe as a community we recognise that a degree of new housing is required but that RVBC needs to exercise a degree of empathy when considering the impact such large scale developments and allocated housing units would have upon our community. The development of the existing brown field sites (as advised within the NPPF as being preferable to the destruction of Greenfield and Greenbelt) in and around Longridge as starter homes / retirement / affordable housing would be of real benefit to those who really need to get on the housing ladder as well as improving the aesthetics of the town itself.


I ask that you and the planning committee make their decisions based on a considered and well thought through basis.

copy sent + dated 8/7/14

28th June 2014

[Redacted]

[Redacted]



PRN 8926

Ribble Valley Borough Council
Examination Office
Church Walk
Clitheroe
Lancs.
BB7 2RA

For the attention of Mrs Michelle Haworth, Core Strategy Programme Officer

Dear Mrs Haworth,

In response to the recent modifications to the RVBC Core Strategy, which, fundamentally I am in agreement with, I wish to bring to your attention one point for consideration in the developments planned for Longridge.

At the point of finalising the overall number of dwellings proposed for Longridge an adjustment of 200 dwellings was proposed, this to be distributed between 9 other identified settlements within the Borough. This number was ratified during December 2011 to account for the planned development of the Ridings Depot site. Since this time subsequent applications have been made including Gladman Developments for an additional 190 units at this site, a recent application has been lodged for 10 further units at the same site as proposed by Sherwood homes, 78 additional dwellings have already been granted permission at Mosses Farm, Whittingham Lane together with the development of 14 units on Inglewhite Road, these being amongst further granted & planned applications to build dwellings bordering Longridge.

I feel strongly that the Longridge adjustment figure requires due consideration in light of the above and, although further afield, (2 miles, with Longridge being the closest town to this site) the 650 units approved for construction at the Whittingham Park site should also form part of this consideration. It is obvious that the overall number of dwellings bordering our town shall be reliant upon the resources and infrastructure of Longridge and that to not make a further allowance for this within the dwelling allocation for our town would I consider be wholly negligent.

The impact upon the services and infrastructure by the scale of developments proposed by a number of the principle contractors within Longridge and upon its borders should be given due consideration to restricting these in both size and to the type of houses required to meet local requirements

I believe as a community we recognise that a degree of new housing is required but that RVBC needs to exercise a degree of empathy when considering the impact such large scale developments and allocated housing units would have upon our community. The development of the existing brown field sites (as advised within the NPPF as being preferable to the destruction of Greenfield and Greenbelt) in and around Longridge as starter homes / retirement / affordable housing would be of real benefit to those who really need to get on the housing ladder as well as improving the aesthetics of the town itself.

I ask that you and the planning committee make their decisions based on a considered and well thought through basis.

Yours faithfully

[Redacted signature]

exped + dated 8/7/14

PLANNING
RES

PRN 8925

28th June 2014

JUL 2014

Ribble Valley Borough Council
Examination Office
Church Walk
Clitheroe
Lancs.
BB7 2RA

For the attention of Mrs Michelle Haworth, Core Strategy Programme Officer

Dear Mrs Haworth,

In response to the recent modifications to the RVBC Core Strategy, which, fundamentally I am in agreement with, I wish to bring to your attention one point for consideration in the developments planned for Longridge.

At the point of finalising the overall number of dwellings proposed for Longridge an adjustment of 200 dwellings was proposed, this to be distributed between 9 other identified settlements within the Borough. This number was ratified during December 2011 to account for the planned development of the Ridings Depot site. Since this time subsequent applications have been made including Gladman Developments for an additional 190 units at this site, a recent application has been lodged for 10 further units at the same site as proposed by Sherwood homes, 78 additional dwellings have already been granted permission at Mosses Farm, Whittingham Lane together with the development of 14 units on Inglewhite Road, these being amongst further granted & planned applications to build dwellings bordering Longridge.

I feel strongly that the Longridge adjustment figure requires due consideration in light of the above and, although further afield, (2 miles, with Longridge being the closest town to this site) the 650 units approved for construction at the Whittingham Park site should also form part of this consideration. It is obvious that the overall number of dwellings bordering our town shall be reliant upon the resources and infrastructure of Longridge and that to not make a further allowance for this within the dwelling allocation for our town would I consider be wholly negligent.

The impact upon the services and infrastructure by the scale of developments proposed by a number of the principle contractors within Longridge and upon its borders should be given due consideration to restricting these in both size and to the type of houses required to meet local requirements

I believe as a community we recognise that a degree of new housing is required but that RVBC needs to exercise a degree of empathy when considering the impact such large scale developments and allocated housing units would have upon our community. The development of the existing brown field sites (as advised within the NPPF as being preferable to the destruction of Greenfield and Greenbelt) in and around Longridge as starter homes / retirement / affordable housing would be of real benefit to those who really need to get on the housing ladder as well as improving the aesthetics of the town itself.

I ask that you and the planning committee make their decisions based on a considered and well thought through basis.

Yours faithfully

N

SIT/04
copied + added on written
7/7/14 deadline

Philip Dagnall

From: Michelle Haworth on behalf of Programme Officer
Sent: 08 July 2014 09:41
To: Philip Dagnall; Diane Neville; Joanne Macholc
Subject: FW: Core Strategy - Longridge

PRN 8927

...and another

Michelle Haworth
Principal Policy and Performance Officer Ribble Valley Borough Council Church Walk
Clitheroe Lancashire
BB7 2RA

Tel: 01200 414421
Fax: 01200 414488
Email: michelle.haworth@ribblevalley.gov.uk

Want to get involved in local decision-making?
Have a look at our new Feedback website.

-----Original Message-----

From: [REDACTED]
Sent: 07 July 2014 14:28
To: Programme Officer
Subject: Core Strategy - Longridge

To whom it may concern

I am writing to you regarding the Core Strategy for Longridge. I am very disappointed with it as we seem to be under siege at every turn from developers ... I think that it either needs adhering to from when Rowland Homes started their development at Dilworth or the number of houses needs reducing.

We are a small town with limited infrastructure, Victorian sewage systems, a finite number of school places and areas such a Derby Road already suffering from flooding in extreme downpours.

I commute to work and am often queuing to get out of Grimsargh already.

It does not seem fair that we are cherry picked by both developers for Ribble Valley and Preston Borough.

I think this over development of a beautiful town with spoil it, in addition it will destroy habitats to many species of flora and fauna. ... and in the process increase surface run off onto the roads and thus cause dangerous conditions.

I am not completely against development but it needs to be what the community requires and the number STRICTLY controlled.

Yours faithfully

[REDACTED]

[REDACTED]

PRN. 8917

act'd by email 7/7/14
+ copied

Joanne Macholc

From:
Sent:
To:
Subject:

[REDACTED]

Dear Mrs Haworth

I am mailing with a representation about the modifications to the core strategy.

I agree to the core strategy as proposed, as it allows for providing new housing within sensible limits and will allow communities to grow sensibly and to retain their identities.

I would ask, however, that the Longridge adjustment figure take into account applications and permissions since December 2011 (when the adjustment was ratified). Gladman Developments have now been granted permission for 190 units at the Ridings Depot site and there have been 78 granted at Mosses Farm, Whittingham Lane and 14 on Inglewhite Road. Sherwood Homes have also proposed 10 more at the Ridings Depot site. All these developments will use Longridge, rather than Preston, for facilities, services and shopping, as well as adding to traffic through the town. The Whittingham Park development of 650, whilst 2 miles away from Longridge and outside the borough, will also, no doubt, draw on Longridge as the nearest town. There is a limit to what Longridge can accommodate/provide for in a small timeframe.

We have seen recent proposals for large-scale developments by house builders in or on the borders of Longridge. I would urge that the scale of these be restricted and housing types tailored to meet local needs. In addition, the development of existing brown field sites, rather than green field or green belt, is preferable (as indicated in the National Planning Policy Framework). This could provide usual accommodation as starter homes, affordable housing or retirement homes.

Yours sincerely

[REDACTED]
[REDACTED]
[REDACTED]
[REDACTED]
[REDACTED]

and + copies 4/7/14

Philip Dagnall

PRN 7853

From: Michelle Haworth on behalf of Programme Officer
Sent: 03 July 2014 12:23
To: Philip Dagnall; Diane Neville
Subject: FW: Core Strategy Consultation
FYI

Michelle Haworth
Programme Officer

Tel: 07896064236
Fax: 01200 414488
Email: programme.officer@ribblevalley.gov.uk

[Redacted signature]

I wish to comment as follows on the revised version of the Core Strategy.

In the original version a reduction of 200 houses was agreed against the Longridge target of 833 additional houses to reflect planning approvals by Preston CC on the Longridge border. Since then Preston CC have approved a further 200 houses so, logically, Longridge's target figure should be reduced by a corresponding amount.

In MM34 Page 78 Longridge is excluded from the review of highways infrastructure and should be included as the impact of developments both in Preston and Longridge itself will have a significant impact on roads in and around Longridge.

Thank you

[Redacted signature]

exped +
adid 7/7/24

PN. 8850

[REDACTED]
[REDACTED]
[REDACTED]
[REDACTED]

Dear, Mrs Haworth

In response to the consultation on the RBVC core strategy , which I support .

I accept there is a need for more housing in line with national requirements ,your proposed development levels for the next 14 years seem reasonable , I am however concerned that anything greater would have a detrimental effect on the community and infrastructure.

In particular assurances about water management issues we have in Longridge do not seem to be effective , there are several places on Lower lane and Dilworth lane susceptible to excessive standing water which the Highways agency should be aware of, only last month I witnessed water from the Rowland development at Cromwell fields on one half of the carriageway flowing over the crown of the road to occupy the other, is the developer going to remedy this ?

There seem to be many proposals for consideration, far exceeding the core Strategy requirements , all trying to be first past the post before the strategy is approved .

As you know several sites are already under development, I have heard there are proposals just outside the boundary off Whittingham lane, if approved I would expect the residents to look to Longridge for schools, doctors , police etc

Therefore I urge you and the planning Committee when implementing the plan to include these as part of Longridge's quota , to be advised by our locally elected representatives to consider which of these best suites the needs of Longridge as a whole .

[REDACTED]

[REDACTED]

used dated 7/7/14

PRN 7099

~~_____~~
~~_____~~
~~_____~~
~~_____~~
~~_____~~

To: Forward Planning Team
Planning Department
Ribble Valley Borough Council
Council Offices
Church Walk
Clitheroe
Lancashire
BB7 2RA

Date: 2 July 2014

Re: Proposed modifications to submitted Core Strategy

We write to confirm our acceptance of the proposed main modifications to the RVBC Core Strategy with the following exceptions.

Attention should now be given to the increased number of planning applications which have been granted by Preston City Council for houses directly bordering Longridge.

Since the earlier adjustment of 200 dwellings was included in the Core Strategy, reducing the Longridge settlement number to 633 homes, a further 282 units have now been granted by Preston City Council in the same area. We feel strongly that the 'Preston adjustment' should now be extended to cover the additional 282 units which would reduce the Longridge settlement from 633 units to 351.

Consideration should also be given to the 650 units approved at Whittingham, which along with the above 482 units within the Preston boundary of Longridge, would rely on the services, resources and infrastructure of the town. This should be allowed for in the dwelling allocation of Longridge.

The allocation should now be restricted to the size and type of housing required to meet local needs with smaller developments of starter and retirement homes and affordable housing as indicated by the housing survey. The large scale developments of four and five bedroom homes proposed within Longridge by national developers along with those already granted within Preston and Whittingham show no regard for the needs of residents or the impact they would have on the limited resources, services and infrastructure of the small town of Longridge.

Yours faithfully.

~~_____~~
~~_____~~
~~_____~~

Mr ~~_____~~

adid

1/7/14 + copied 7872

~~_____~~
~~_____~~
30th June 2014

Dear Mrs Haworth

RVBC Core Strategy

My main concern relates to Longridge which you can gather from my address. The Ribble Valley is acknowledged as an area of Natural Beauty, similar to the Lake District I would suggest, and this has been proved and agreed by numerous censuses etc. There is no doubt it is a good place to live and I can understand people wanting to live here but if, as is suggested green fields rather than brown field sites are used, this helps to destroy the very reason that it has such an attraction.


The Prime Minister said that we should agree the Core Strategy and everything that follows will be according to that. We have tried once and for some reason, **against the wishes of the residents**, it was rejected by an Inspector who I understand said it did not comply with the Government's policy. We recognize that as a community we require a degree of new housing, as we did in the previous submission, thus the RVBC should convince the Inspector that what we need are starter homes (for our children), homes for our elderly (releasing larger houses) and affordable homes for local people. There are plenty of houses for sale at this moment. But before any development there has to be considerable investment in the infrastructure as, whatever United Utilities, RVBC and Lancashire County Council say, all services are under considerable pressure. Parents in the Community unable to get their school of choice as a right, Sewage has on occasion spilled out of the sewers, Doctors have difficulty in seeing patients easily and the roads to Preston via Grimsagh or Broughton are impossible at peak times.

I reluctantly agree to the Core Strategy which is to be submitted but would ask that more emphasis is placed on the effect that the development to take place in Whittingham (Preston Rural) on an acceptable brown field site which would affect the services provided by Longridge and, at least, allowance is made for this. This will still impact on the state of all the services as stated above.

I wish you and the planning committee well in what is obviously a difficult time
Your Sincerely

~~_____~~
~~_____~~
Attention of Mrs M Haworth
Core Strategy Programme Officer
Ribble Valley Borough Council
Church Walk
CLITHEROE
BB7 2RA

copied + added 2/7/14. PRN 8754



30/6/14

*Ribble Valley Borough Council,
Examination Office,
Church Walk,
Clitheroe,
Lancs,
BB7 2RA*

For the attention of Mrs Haworth, Core Strategy Programme Officer

Dear Mrs Haworth,

I am writing to you as a very concerned resident about the developments planned for Longridge.

The number of dwellings to be built were confirmed as 200 in December 2011. More and more applications have been made since this time amounting to 292 units and two miles further afield 650 units.

I am extremely worried that the resources and infrastructure of Longridge will not be able to cope with this increase.

I do recognise that some new housing is required but I think the size and type of houses to be built should meet local requirements; two/three bedroom properties, bungalows not 4/5 bedroom houses.

I feel strongly opposed to the development on Greenfield and Greenbelt land. The development of brown field sites is much preferable to the destruction of our beautiful fields and open countryside. Once the green fields have gone they are gone forever. This is one reason why Longridge people came to live here.

I do hope that you and the planning committee make your decisions carefully and consider the points that have been made.

Yours faithfully,

[Redacted signature]



Copied + added 20/6/14. PN 8612

see attached letters

Forward Planning Team

RVBC.

2014

19 JUNE 2014

Sirs,

I am objecting to the large builders who are planning to build houses on green fields all round the town of Longridge. One site is already built on "Romans Crossing" and the others are jockeying to be next. They have scaled down somewhat on numbers of houses but still hold on to the larger sites on plans. to be fought over in later years once they have a foothold.

The Core Strategy and Town Plan show there is no need for any of these houses, knowing what mixed housing is wanted has already been identified for up to the year 2028

Flooding has been a problem with Thornfield Road and Redwood Drive, which has been partly improved by an underground United Utilities floodwater storage tank a while ago. We have five reservoirs to prove the amount of over all rainfall. What will be needed with more lower housing built nearby.?

Yours sincerely



ack'd u/6/14
+ copied

+ scanned

Philip Dagnall

From: ~~XXXXXXXXXXXXXXXXXXXX~~

Sent: 03 June 2014 11:14

To: Post Hearings

Subject: housing developments in Longridge

We ~~XXXXXXXXXXXXXXXXXXXX~~

Agree in principle to the Core Strategy but to ask for due consideration to be given to the adjustment for Longridge based on the increased pressure on **Longridge facilities** (schools, highways, drainage, sewers etc etc) as a result of **Preston CC** passing the 220 units off Whittingham Road at the former Ridings Depot and the subsequent application for a further 190 houses adjacent to this site by Gladman. There are also 78 on Moss farm (carefoots chicken farm) and the nursing home opposite ridings and the 14 at DJ Ryans also passed by Preston CC- all of these will have an accumulated effect.

~~XXXXXXXXXXXXXXXXXXXX~~

~~XXXXXXXXXXXXXXXXXXXX~~

Philip Dagnall

From: [REDACTED]
Sent: 29 May 2014 14:05
To: Post Hearings
Subject: CORE STRATEGY MODIFICATIONS

Dear Sirs,

Further to the submission of your recent modifications to the Core Strategy, I write to confirm my agreement in principle but would like to stress my concern with regards to the adjustment made for the number of houses that are to be built within the Halfpenny Lane area.

Whilst this new development is officially in Preston Borough the residents will undoubtedly utilise the infrastructure, shopping, education and Medical Services of Longridge.

The adjustment made for the original 220 houses proposed for Halfpenny Lane was around 200 and I believe this should now set a precedent for adjustments for any future permissions awarded.

ie - There have been applications for a further 190 houses to be built in this area and 78 already awarded planning permission at the Chicken Farm on Whittingham Lane and 14 adjacent and opposite the football fields on Inglewhite Road.

Consequently I believe that, these too, should be included in the adjustment to be made within the Core Strategy and the residual number of houses for Longridge adjusted accordingly.

I am very much against the large scale development's proposed by Barrett's and Taylor Wimpey which will have a major impact on our Community and it's infrastructure and believe that these residual amounts should be spread over a number of small sites to reduce the overall impact to the area.

The RVBC Housing Survey carried out in 2012 made very interesting reading and did not support the volume and type of housing that the Developers want to give us. If they have their way we will be living on a building site for the next 10 years and will be left with hundreds of houses that are not selling and infrastructure that cannot cope

The planning framework produced by Central Governments dictates that we require a certain amount of housing between now and 2028.

The Developers are trying to dictate that we need lots more 4 & 5 bedroomed houses, which we do not and they are also premature in the time frame within which these houses need to be built. We cannot allow Developers to dictate what we need. They do not live here and have no regard for the aftermath.

Kind Regards, [REDACTED]

ack'd by email 3/6/14
copied 3/6/14

Joanne Macholc

From: [REDACTED]
Sent: 30 May 2014 12:02
To: Post Hearings
Subject: RVBC Core Strategy

Follow Up Flag: Follow up
Flag Status: Flagged

Dear Sir,

In response to your recent modifications to the RVBC Core Strategy – whilst fundamentally I am in agreement with this, there are a number of issues which I wish to raise:

The scale of the developments proposed by both Barratt and Taylor Wimpey would have a serious impact on the services and infrastructure of Longridge and as such due consideration should be given to restricting these in size and the type of houses which are actually required.

The original Longridge adjustment of 200 which took into account the development to the west of Longridge at the site of the Ridings Depot in the Preston Borough should now be reviewed to reflect the subsequent application made by Gladman Developments for a further 190 units at this site, the 78 already granted permission at another location on Whittingham Lane and a further smaller development of 14 units on Inglewhite Road. Common sense would suggest that the occupants of all these properties will be utilising the resources of Longridge town – despite them being granted permission by a neighbouring authority and that not making a further allowance for these in the adjustment figure would be an error of judgement.

I believe as a community we recognise that a degree of new housing is required but that RVBC needs to exercise a degree of empathy when considering the impact that developments of this size and nature will have on our community. The development of the existing smaller brown field sites in and around Longridge for starter homes / retirement / affordable housing be of benefit to those who really need to get on the housing ladder as well as improving the aesthetics of the town itself. The scale of the proposals will be incredibly disruptive to day to day life for many of us with the noise levels, dirt and increased traffic and the prospect of living on a building site for what could be a further 7 years doesn't bear thinking about.

I urge you to ask the planning committee to make their decisions based on a considered and well thought through basis.

Yours faithfully

[REDACTED]
Financial Director

m: 07843 375815 | t: 0845 519 8815 | f: 0845 519 8816
[REDACTED] | www.live-magazines.co.uk
[REDACTED]

open
ack'd by email } 3/6/14

Joanne Macholc

From: [REDACTED]
Sent: 31 May 2014 15:02
To: Post Hearings
Subject: Longridge Core Strategy

Follow Up Flag: Follow up
Flag Status: Flagged

I am writing to voice my concerns about the building development currently being applied for in Longridge. I fully understand the government initiative to create more housing and accept that nowhere should be exempt, particularly when Longridge is such a lovely place, but I would urge you in the strongest terms to keep to the Core Strategy and only allow 630 houses to be built. This 630 should include all of the houses already being built on all of the sites. The developments approved by Preston Council need taking in to account too.

As a Longridge resident it is already clear to see that 630 houses would be over stretching the local facilities such as schools, health services and the traffic infrastructure. It is also true that the soul of the town would change to the detriment of all new and old residents. 1700 houses would be impossible!

Please listen to the views of the town and help us to make this enforced development sensible and positive for everyone.

Yours faithfully

[REDACTED]
Lower Lane Resident.

Sent from my iPad

*added + copied 8/6/14***Philip Dagnall**

From: ~~Philip Dagnall~~
Sent: 08 June 2014 11:27
To: Post Hearings
Subject: Longridge overdevelopment - Barratts

Dear Sirs,

I would like to add my voice to the Save Longridge Campaign's opinion which is as follows :

Preston Council have already passed the 220 houses on Halfpenny lane and 200 of these have been allowed to be offset against the number of houses required to be built in Longridge.

They are considering an application for a further 190 houses. Should this be passed by Preston Council then by the precedent already set on the 220 houses, surely these additional 190 should be also deducted from this number.

There are a further 78 houses passed on the Chicken Farm on Whittingham Lane and 14 around the Football pitches on Inglewhite Road. All things being equal these should also be taken into consideration, so in all a total of 282 houses to be offset against the Longridge allocation. Deduct this from the 633 houses that has been suggested and it leaves a figure of only 351 to be built in our area over the next 14 years.

As Longridge residents I think we would all be happy to accept this.

I would like to add that even these are really too many.

The infrastructure is already at capacity. Berry Lane is packed with traffic. The route to/from the motorway through Grimsargh is now experiencing major traffic jams. (Will Helicopters be supplied to take urgent cases to Preston Royal Infirmary?). Doctors' surgeries are full. Drainage and sewers won't cope (I've seen raw sewage going down a stream towards the Ribble). Quality of Life is being destroyed.

If more people are housed in Longridge (and the other local centres) they will merely join the daily traffic jams on the M6 and M61 to go to work. I know – I was one!

I can appreciate that everyone is working hard to meet requirements forced on the council by the government in Westminster, and everyone has done their best, but this Core Strategy is a Disaster!

Yours Sincerely,

~~Philip Dagnall~~
Longridge

09/06/2014

and 6/6/14
+ copy

REF
C
JUN 2014

[REDACTED]
[REDACTED]
[REDACTED]
[REDACTED]
[REDACTED]

3rd June 2014

Dear Sirs,

Re: Core Strategy 2008 – 2028; A Local Plan for Ribble Valley Publication of proposed Main Modifications so Submitted Core Strategy

In response to your recent modifications to the RVBC Core Strategy – whilst fundamentally I am in agreement with this, there are a number of issues which I wish to raise:

The scale of the developments proposed by both Barratt and Taylor Wimpey would have a serious impact on the services and infrastructure of Longridge and as such due consideration should be given to restricting these in size and the type of houses which are actually required.

The original Longridge adjustment of 200 which took into account the development to the west of Longridge at the site of the Ridings Depot in the Preston Borough should now be reviewed to reflect the subsequent application made by Gladman Developments for a further 190 units at this site, the 78 already granted permission at another location on Whittingham Lane and a further smaller development of 14 units on Inglewhite Road. Common sense would suggest that the occupants of all these properties will be utilising the resources of Longridge town – despite them being granted permission by a neighbouring authority and that not making a further allowance for these in the adjustment figure would be an error of judgement.

I urge you to ask the planning committee to make their decisions based on a considered and well thought through basis.

Yours sincerely

[REDACTED]

[REDACTED]

ack'd 6/6/14

[Redacted]

6 JUN 2014

3rd June 2014

Dear Sirs,

Re: Core Strategy 2008 – 2028; A Local Plan for Ribble Valley Publication of proposed Main Modifications so Submitted Core Strategy

In response to your recent modifications to the RVBC Core Strategy – whilst fundamentally I am in agreement with this, there are a number of issues which I wish to raise:

The scale of the developments proposed by both Barratt and Taylor Wimpey would have a serious impact on the services and infrastructure of Longridge and as such due consideration should be given to restricting these in size and the type of houses which are actually required.

The original Longridge adjustment of 200 which took into account the development to the west of Longridge at the site of the Ridings Depot in the Preston Borough should now be reviewed to reflect the subsequent application made by Gladman Developments for a further 190 units at this site, the 78 already granted permission at another location on Whittingham Lane and a further smaller development of 14 units on Inglewhite Road. Common sense would suggest that the occupants of all these properties will be utilising the resources of Longridge town – despite them being granted permission by a neighbouring authority and that not making a further allowance for these in the adjustment figure would be an error of judgement.

I urge you to ask the planning committee to make their decisions based on a considered and well thought through basis.

Yours sincerely

[Redacted signature]

[Redacted]

[Redacted]

[Redacted]

[Redacted]

[Redacted]

[Redacted]

[Redacted]

[Redacted]

[Redacted]

[Redacted]

adid 6/6/14
+ signed

6 JUN

[Redacted]

3rd June 2014

Dear Sirs,

Re: Core Strategy 2008 – 2028; A Local Plan for Ribble Valley Publication of proposed Main Modifications so Submitted Core Strategy

In response to your recent modifications to the RVBC Core Strategy – whilst fundamentally I am in agreement with this, there are a number of issues which I wish to raise:

The scale of the developments proposed by both Barratt and Taylor Wimpey would have a serious impact on the services and infrastructure of Longridge and as such due consideration should be given to restricting these in size and the type of houses which are actually required.

The original Longridge adjustment of 200 which took into account the development to the west of Longridge at the site of the Ridings Depot in the Preston Borough should now be reviewed to reflect the subsequent application made by Gladman Developments for a further 190 units at this site, the 78 already granted permission at another location on Whittingham Lane and a further smaller development of 14 units on Inglewhite Road. Common sense would suggest that the occupants of all these properties will be utilising the resources of Longridge town – despite them being granted permission by a neighbouring authority and that not making a further allowance for these in the adjustment figure would be an error of judgement.

I urge you to ask the planning committee to make their decisions based on a considered and well thought through basis.

Yours sincerely

[Redacted signature]

[Redacted]

[Redacted]

[Redacted]

[Redacted]

[Redacted]

[Redacted]

[Redacted]

[Redacted]

adid 6/6/14.
+ comment

Philip Dagnall

From: [REDACTED]

Sent: 05 June 2014 20:40

To: Post Hearings

Subject: RVBC Core Strategy

I am writing in response to the recent modifications to the RVBC Core Strategy.

Whilst I am fully aware of the need for housing development throughout our area, I am concerned about the size of the developments being proposed - currently by Taylor Wimpey and Barratt, and would urge that you restrict the size of these developments, due to the impact developments of this size will have, both on the fabric and character of the town, but also on the services, namely schools, Doctors surgery's and roads.

I believe planning has already been granted on various sites across Longridge, for approx. 282 houses, and would strongly urge RVBC to take these into account and deduct these from the agreed allocation in the core strategy, of 633 properties, over the next 14 years.

These other 2 huge developments will have a very detrimental effect on the community.

I would also urge that you take into account the need for mixed housing, and ensure that developments include starter homes, retirement homes and affordable housing, on existing brown field sites in and around the town.

Thank you for your consideration,

[REDACTED]

[REDACTED]

[REDACTED]

Joanne Macholc

From: [REDACTED]
Sent: 03 June 2014 09:42
To: Post Hearings
Subject: Core Strategy modifications

Dear Sir,

In response to your recent modifications to the RVBC Core Strategy – whilst fundamentally I am in agreement with this, there are a number of issues which I wish to raise:

The scale of the developments proposed by both Barratt and Taylor Wimpey would have a serious impact on the services and infrastructure of Longridge and as such due consideration should be given to restricting these in size and the type of houses which are actually required.

The original Longridge adjustment of 200 which took into account the development to the west of Longridge at the site of the Ridings Depot in the Preston Borough should now be reviewed to reflect the subsequent application made by Gladman Developments for a further 190 units at this site, the 78 already granted permission at another location on Whittingham Lane and a further smaller development of 14 units on Inglewhite Road. This adjustment also makes no provision for either The Taylor Wimpey development at Whittingham passed for 650 plus a further possible 400 at Grimbaldeston Farm. Common sense would suggest that the occupants of all these properties will be utilising the resources of Longridge town – even if granted by a neighbouring authority and that not making a further allowance for these in the adjustment figure would be totally unfair.

I believe as a community we recognise that a degree of new housing is required but that RVBC needs to exercise a degree of empathy when considering the impact that developments of this size and nature will have on our community. The development of the existing smaller brown field sites in and around Longridge for starter homes / retirement / affordable housing be of benefit to those who really need to get on the housing ladder as well as improving the aesthetics of the town itself. The scale of the proposals are totally out of context for the size of the town and it's current facilities.

Yours faithfully

[REDACTED]

ack'd & copied 3/6/14

Joanne Machole

From: [REDACTED]
Sent: 02 June 2014 21:15
To: Post Hearings
Subject: Core Strategy Ribble Valley

Dear Sirs

I have read with interest the Core Strategy that has been recently published and currently subject to consultation - I am a resident of Longridge and our Town is impacted on and affected by decisions that are being taken by Preston City Council hence I would like to register my views by saying that I agree in principle to the Core Strategy of Ribble Valley but would ask for due consideration to be given to the adjustment for Longridge based on the increased pressure on **Longridge facilities** as a result of **Preston CC** passing the 220 units off Whittingham Road at the former Ridings Depot and the subsequent application for a further 190 houses adjacent to this site by Gladman Developments.

Reasons for Requesting Adjustment

As mentioned above I have serious concerns in relation to the infrastructure of Longridge and the ability of future development to make satisfactory provision for schools and vital services such as Fire (We have an unmanned station) Police (The Enquiry Facility has been withdrawn)

In addition to the above the highways and drainage facilities in their current form are not sustainable , other valid reasons why I think that adjustments should be made.

I hope that you will listen to my views

Yours sincerely

[REDACTED]

copied } 3/6/14
ack'd

Joanne Macholc

From: [REDACTED]
Sent: 02 June 2014 20:09
To: Post Hearings
Subject: Core Strategy document

Dear Sir/Madam,

Preston Council have already passed 220 houses on Halfpenny lane and 200 of these have been allowed to be offset against the number of houses required to be built in Longridge. There are a number of other planning applications passed by PC (78 on Moss farm and the nursing home opposite ridings and the 14 at DJ Ryans) and a further 190 in application. Based on this precedent we believe these should also be offset against the number of houses required in Longridge.

[REDACTED]

[REDACTED]

28th June 2014

copied 7/7/14

PRN 8810

no address for post

Ribble Valley Borough Council
Examination Office
Church Walk
Clitheroe
Lancs.
BB7 2RA

For the attention of Mrs Michelle Haworth, Core Strategy Programme Officer

Dear Mrs Haworth,

in response to the recent modifications to the RVBC Core Strategy, which, fundamentally I am in agreement with, I wish to bring to your attention one point for consideration in the developments planned for Longridge.

At the point of finalising the overall number of dwellings proposed for Longridge an adjustment of 200 dwellings was proposed, this to be distributed between 9 other identified settlements within the Borough. This number was ratified during December 2011 to account for the planned development of the Ridings Depot site. Since this time subsequent applications have been made including Gladman Developments for an additional 190 units at this site, a recent application has been lodged for 10 further units at the same site as proposed by Sherwood homes, 78 additional dwellings have already been granted permission at Mosses Farm, Whittingham Lane together with the development of 14 units on Inglewhite Road, these being amongst further granted & planned applications to build dwellings bordering Longridge.

I feel strongly that the Longridge adjustment figure requires due consideration in light of the above and, although further afield, (2 miles, with Longridge being the closest town to this site) the 650 units approved for construction at the Whittingham Park site should also form part of this consideration. It is obvious that the overall number of dwellings bordering our town shall be reliant upon the resources and infrastructure of Longridge and that to not make a further allowance for this within the dwelling allocation for our town would I consider be wholly negligent.

The impact upon the services and infrastructure by the scale of developments proposed by a number of the principle contractors within Longridge and upon its borders should be given due consideration to restricting these in both size and to the type of houses required to meet local requirements

I believe as a community we recognise that a degree of new housing is required but that RVBC needs to exercise a degree of empathy when considering the impact such large scale developments and allocated housing units would have upon our community. The development of the existing brown field sites (as advised within the NPPF as being preferable to the destruction of Greenfield and Greenbelt) in and around Longridge as starter homes / retirement / affordable housing would be of real benefit to those who really need to get on the housing ladder as well as improving the aesthetics of the town itself.

I ask that you and the planning committee make their decisions based on a considered and well thought through basis.


Yours faithfully

[Redacted signature and name area]

agreed 9/7/14

PRN 8811

28th June 2014



Ribble Valley Borough Council
Examination Office
Church Walk
Clitheroe
Lancs.
BB7 2RA

For the attention of Mrs Michelle Haworth, Core Strategy Programme Officer

Dear Mrs Haworth,

In response to the recent modifications to the RVBC Core Strategy, which, fundamentally I am in agreement with, I wish to bring to your attention one point for consideration in the developments planned for Longridge.

At the point of finalising the overall number of dwellings proposed for Longridge an adjustment of 200 dwellings was proposed, this to be distributed between 9 other identified settlements within the Borough. This number was ratified during December 2011 to account for the planned development of the Ridings Depot site. Since this time subsequent applications have been made including Gladman Developments for an additional 190 units at this site, a recent application has been lodged for 10 further units at the same site as proposed by Sherwood homes, 78 additional dwellings have already been granted permission at Mosses Farm, Whittingham Lane together with the development of 14 units on Inglewhite Road, these being amongst further granted & planned applications to build dwellings bordering Longridge.

I feel strongly that the Longridge adjustment figure requires due consideration in light of the above and, although further afield, (2 miles, with Longridge being the closest town to this site) the 650 units approved for construction at the Whittingham Park site should also form part of this consideration. It is obvious that the overall number of dwellings bordering our town shall be reliant upon the resources and infrastructure of Longridge and that to not make a further allowance for this within the dwelling allocation for our town would I consider be wholly negligent.

The impact upon the services and infrastructure by the scale of developments proposed by a number of the principle contractors within Longridge and upon its borders should be given due consideration to restricting these in both size and to the type of houses required to meet local requirements

I believe as a community we recognise that a degree of new housing is required but that RVBC needs to exercise a degree of empathy when considering the impact such large scale developments and allocated housing units would have upon our community. The development of the existing brown field sites (as advised within the NPPF as being preferable to the destruction of Greenfield and Greenbelt) in and around Longridge as starter homes / retirement / affordable housing would be of real benefit to those who really need to get on the housing ladder as well as improving the aesthetics of the town itself.

I ask that you and the planning committee make their decisions based on a considered and well thought through basis.

Yours faithfully

A large area of the document is redacted with thick black bars, obscuring the signature and name of the sender.

28th June 2014

speed faded
7/7/14

PRN. 8812

Ribble Valley Borough Council
Examination Office
Church Walk
Clitheroe
Lancs.
BB7 2RA

[REDACTED]

For the attention of Mrs Michelle Haworth, Core Strategy Programme Officer

Dear Mrs Haworth,

In response to the recent modifications to the RVBC Core Strategy, which, fundamentally I am in agreement with, I wish to bring to your attention one point for consideration in the developments planned for Longridge.

At the point of finalising the overall number of dwellings proposed for Longridge an adjustment of 200 dwellings was proposed, this to be distributed between 9 other identified settlements within the Borough. This number was ratified during December 2011 to account for the planned development of the Ridings Depot site. Since this time subsequent applications have been made including Gladman Developments for an additional 190 units at this site, a recent application has been lodged for 10 further units at the same site as proposed by Sherwood homes, 78 additional dwellings have already been granted permission at Mosses Farm, Whittingham Lane together with the development of 14 units on Inglewhite Road, these being amongst further granted & planned applications to build dwellings bordering Longridge.

I feel strongly that the Longridge adjustment figure requires due consideration in light of the above and, although further afield, (2 miles, with Longridge being the closest town to this site) the 650 units approved for construction at the Whittingham Park site should also form part of this consideration. It is obvious that the overall number of dwellings bordering our town shall be reliant upon the resources and infrastructure of Longridge and that to not make a further allowance for this within the dwelling allocation for our town would I consider be wholly negligent.

The impact upon the services and infrastructure by the scale of developments proposed by a number of the principle contractors within Longridge and upon its borders should be given due consideration to restricting these in both size and to the type of houses required to meet local requirements

I believe as a community we recognise that a degree of new housing is required but that RVBC needs to exercise a degree of empathy when considering the impact such large scale developments and allocated housing units would have upon our community. The development of the existing brown field sites (as advised within the NPPF as being preferable to the destruction of Greenfield and Greenbelt) in and around Longridge as starter homes / retirement / affordable housing would be of real benefit to those who really need to get on the housing ladder as well as improving the aesthetics of the town itself.

I ask that you and the planning committee make their decisions based on a considered and well thought through basis.

Yours faithfully

[REDACTED]

[REDACTED]

28th June 2014

*copied + added
7/7/14*

PRN. 8813

Ribble Valley Borough Council
Examination Office
Church Walk
Clitheroe
Lancs.
BB7 2RA

[REDACTED]

For the attention of Mrs Michelle Haworth, Core Strategy Programme Officer

Dear Mrs Haworth,

In response to the recent modifications to the RVBC Core Strategy, which, fundamentally I am in agreement with, I wish to bring to your attention one point for consideration in the developments planned for Longridge.

At the point of finalising the overall number of dwellings proposed for Longridge an adjustment of 200 dwellings was proposed, this to be distributed between 9 other identified settlements within the Borough. This number was ratified during December 2011 to account for the planned development of the Ridings Depot site. Since this time subsequent applications have been made including Gladman Developments for an additional 190 units at this site, a recent application has been lodged for 10 further units at the same site as proposed by Sherwood homes, 78 additional dwellings have already been granted permission at Mosses Farm, Whittingham Lane together with the development of 14 units on Inglewhite Road, these being amongst further granted & planned applications to build dwellings bordering Longridge.

I feel strongly that the Longridge adjustment figure requires due consideration in light of the above and, although further afield, (2 miles, with Longridge being the closest town to this site) the 650 units approved for construction at the Whittingham Park site should also form part of this consideration. It is obvious that the overall number of dwellings bordering our town shall be reliant upon the resources and infrastructure of Longridge and that to not make a further allowance for this within the dwelling allocation for our town would I consider be wholly negligent.

The impact upon the services and infrastructure by the scale of developments proposed by a number of the principle contractors within Longridge and upon its borders should be given due consideration to restricting these in both size and to the type of houses required to meet local requirements

I believe as a community we recognise that a degree of new housing is required but that RVBC needs to exercise a degree of empathy when considering the impact such large scale developments and allocated housing units would have upon our community. The development of the existing brown field sites (as advised within the NPPF as being preferable to the destruction of Greenfield and Greenbelt) in and around Longridge as starter homes / retirement / affordable housing would be of real benefit to those who really need to get on the housing ladder as well as improving the aesthetics of the town itself.

I ask that you and the planning committee make their decisions based on a considered and well thought through basis.

Yours faithfully

[REDACTED]

[REDACTED]

28th June 2014

copied + added
7/7/14

PRN 8814

Ribble Valley Borough Council
Examination Office
Church Walk
Clitheroe
Lancs.
BB7 2RA

For the attention of Mrs Michelle Haworth, Core Strategy Programme Officer

Dear Mrs Haworth,

In response to the recent modifications to the RVBC Core Strategy, which, fundamentally I am in agreement with, I wish to bring to your attention one point for consideration in the developments planned for Longridge.

At the point of finalising the overall number of dwellings proposed for Longridge an adjustment of 200 dwellings was proposed, this to be distributed between 9 other identified settlements within the Borough. This number was ratified during December 2011 to account for the planned development of the Ridings Depot site. Since this time subsequent applications have been made including Gladman Developments for an additional 190 units at this site, a recent application has been lodged for 10 further units at the same site as proposed by Sherwood homes, 78 additional dwellings have already been granted permission at Mosses Farm, Whittingham Lane together with the development of 14 units on Inglewhite Road, these being amongst further granted & planned applications to build dwellings bordering Longridge.

I feel strongly that the Longridge adjustment figure requires due consideration in light of the above and, although further afield, (2 miles, with Longridge being the closest town to this site) the 650 units approved for construction at the Whittingham Park site should also form part of this consideration. It is obvious that the overall number of dwellings bordering our town shall be reliant upon the resources and infrastructure of Longridge and that to not make a further allowance for this within the dwelling allocation for our town would I consider be wholly negligent.

The impact upon the services and infrastructure by the scale of developments proposed by a number of the principle contractors within Longridge and upon its borders should be given due consideration to restricting these in both size and to the type of houses required to meet local requirements

I believe as a community we recognise that a degree of new housing is required but that RVBC needs to exercise a degree of empathy when considering the impact such large scale developments and allocated housing units would have upon our community. The development of the existing brown field sites (as advised within the NPPF as being preferable to the destruction of Greenfield and Greenbelt) in and around Longridge as starter homes / retirement / affordable housing would be of real benefit to those who really need to get on the housing ladder as well as improving the aesthetics of the town itself.

I ask that you and the planning committee make their decisions based on a considered and well thought through basis.

Yours faithfully

I am not fully conversant with the implications, but am greatly concerned that the extensive housing development proposed in and around Longridge will seriously, adversely affect its already ailing, overstretched infrastructure.



28th June 2014

agreed + added
9/7/14

PRN 8815

Ribble Valley Borough Council
Examination Office
Church Walk
Clitheroe
Lancs.
BB7 2RA

[REDACTED]

For the attention of Mrs Michelle Haworth, Core Strategy Programme Officer

Dear Mrs Haworth,

In response to the recent modifications to the RVBC Core Strategy, which, fundamentally I am in agreement with, I wish to bring to your attention one point for consideration in the developments planned for Longridge.

At the point of finalising the overall number of dwellings proposed for Longridge an adjustment of 200 dwellings was proposed, this to be distributed between 9 other identified settlements within the Borough. This number was ratified during December 2011 to account for the planned development of the Ridings Depot site. Since this time subsequent applications have been made including Gladman Developments for an additional 190 units at this site, a recent application has been lodged for 10 further units at the same site as proposed by Sherwood homes, 78 additional dwellings have already been granted permission at Mosses Farm, Whittingham Lane together with the development of 14 units on Inglewhite Road, these being amongst further granted & planned applications to build dwellings bordering Longridge.

I feel strongly that the Longridge adjustment figure requires due consideration in light of the above and, although further afield, (2 miles, with Longridge being the closest town to this site) the 650 units approved for construction at the Whittingham Park site should also form part of this consideration. It is obvious that the overall number of dwellings bordering our town shall be reliant upon the resources and infrastructure of Longridge and that to not make a further allowance for this within the dwelling allocation for our town would I consider be wholly negligent.

The impact upon the services and infrastructure by the scale of developments proposed by a number of the principle contractors within Longridge and upon its borders should be given due consideration to restricting these in both size and to the type of houses required to meet local requirements


I believe as a community we recognise that a degree of new housing is required but that RVBC needs to exercise a degree of empathy when considering the impact such large scale developments and allocated housing units would have upon our community. The development of the existing brown field sites (as advised within the NPPF as being preferable to the destruction of Greenfield and Greenbelt) in and around Longridge as starter homes / retirement / affordable housing would be of real benefit to those who really need to get on the housing ladder as well as improving the aesthetics of the town itself.

I ask that you and the planning committee make their decisions based on a considered and well thought through basis.

Yours faithfully

[REDACTED]

28th June 2014



Approved 7/7/14

PRN 8816

Ribble Valley Borough Council
Examination Office
Church Walk
Clitheroe
Lancs.
BB7 2RA

For the attention of Mrs Michelle Haworth, Core Strategy Programme Officer

Dear Mrs Haworth,

In response to the recent modifications to the RVBC Core Strategy, which, fundamentally I am in agreement with, I wish to bring to your attention one point for consideration in the developments planned for Longridge.

At the point of finalising the overall number of dwellings proposed for Longridge an adjustment of 200 dwellings was proposed, this to be distributed between 9 other identified settlements within the Borough. This number was ratified during December 2011 to account for the planned development of the Ridings Depot site. Since this time subsequent applications have been made including Gladman Developments for an additional 190 units at this site, a recent application has been lodged for 10 further units at the same site as proposed by Sherwood homes, 78 additional dwellings have already been granted permission at Mosses Farm, Whittingham Lane together with the development of 14 units on Inglewhite Road, these being amongst further granted & planned applications to build dwellings bordering Longridge.

I feel strongly that the Longridge adjustment figure requires due consideration in light of the above and, although further afield, (2 miles, with Longridge being the closest town to this site) the 650 units approved for construction at the Whittingham Park site should also form part of this consideration. It is obvious that the overall number of dwellings bordering our town shall be reliant upon the resources and infrastructure of Longridge and that to not make a further allowance for this within the dwelling allocation for our town would I consider be wholly negligent.

The impact upon the services and infrastructure by the scale of developments proposed by a number of the principle contractors within Longridge and upon its borders should be given due consideration to restricting these in both size and to the type of houses required to meet local requirements

I believe as a community we recognise that a degree of new housing is required but that RVBC needs to exercise a degree of empathy when considering the impact such large scale developments and allocated housing units would have upon our community. The development of the existing brown field sites (as advised within the NPPF as being preferable to the destruction of Greenfield and Greenbelt) in and around Longridge as starter homes / retirement / affordable housing would be of real benefit to those who really need to get on the housing ladder as well as improving the aesthetics of the town itself.

I ask that you and the planning committee make their decisions based on a considered and well thought through basis.

Yours faithfully





*copyed + added
7/7/14*

PRN. 8817

28th June 2014

[Redacted]

Ribble Valley Borough Council
Examination Office
Church Walk
Clitheroe
Lancs.
BB7 2RA

For the attention of Mrs Michelle Haworth, Core Strategy Programme Officer

Dear Mrs Haworth,

In response to the recent modifications to the RVBC Core Strategy, which, fundamentally I am in agreement with, I wish to bring to your attention one point for consideration in the developments planned for Longridge.

At the point of finalising the overall number of dwellings proposed for Longridge an adjustment of 200 dwellings was proposed, this to be distributed between 9 other identified settlements within the Borough. This number was ratified during December 2011 to account for the planned development of the Ridings Depot site. Since this time subsequent applications have been made including Gladman Developments for an additional 190 units at this site, a recent application has been lodged for 10 further units at the same site as proposed by Sherwood homes, 78 additional dwellings have already been granted permission at Mosses Farm, Whittingham Lane together with the development of 14 units on Inglewhite Road, these being amongst further granted & planned applications to build dwellings bordering Longridge.

I feel strongly that the Longridge adjustment figure requires due consideration in light of the above and, although further afield, (2 miles, with Longridge being the closest town to this site) the 650 units approved for construction at the Whittingham Park site should also form part of this consideration. It is obvious that the overall number of dwellings bordering our town shall be reliant upon the resources and infrastructure of Longridge and that to not make a further allowance for this within the dwelling allocation for our town would I consider be wholly negligent.

The impact upon the services and infrastructure by the scale of developments proposed by a number of the principle contractors within Longridge and upon its borders should be given due consideration to restricting these in both size and to the type of houses required to meet local requirements

I believe as a community we recognise that a degree of new housing is required but that RVBC needs to exercise a degree of empathy when considering the impact such large scale developments and allocated housing units would have upon our community. The development of the existing brown field sites (as advised within the NPPF as being preferable to the destruction of Greenfield and Greenbelt) in and around Longridge as starter homes / retirement / affordable housing would be of real benefit to those who really need to get on the housing ladder as well as improving the aesthetics of the town itself.

I ask that you and the planning committee make their decisions based on a considered and well thought through basis.

Yours faithfully

[Redacted signature]

L EVANS.

1

28th June 2014

Copy sent + rec'd
J/A/14

FRN 8818

Ribble Valley Borough Council
Examination Office
Church Walk
Clitheroe
Lancs.
BB7 2RA

[REDACTED]

For the attention of Mrs Michelle Haworth, Core Strategy Programme Officer

Dear Mrs Haworth,

In response to the recent modifications to the RVBC Core Strategy, which, fundamentally I am in agreement with, I wish to bring to your attention one point for consideration in the developments planned for Longridge.

At the point of finalising the overall number of dwellings proposed for Longridge an adjustment of 200 dwellings was proposed, this to be distributed between 9 other identified settlements within the Borough. This number was ratified during December 2011 to account for the planned development of the Ridings Depot site. Since this time subsequent applications have been made including Gladman Developments for an additional 190 units at this site, a recent application has been lodged for 10 further units at the same site as proposed by Sherwood homes, 78 additional dwellings have already been granted permission at Mosses Farm, Whittingham Lane together with the development of 14 units on Inglewhite Road, these being amongst further granted & planned applications to build dwellings bordering Longridge.

I feel strongly that the Longridge adjustment figure requires due consideration in light of the above and, although further afield, (2 miles, with Longridge being the closest town to this site) the 650 units approved for construction at the Whittingham Park site should also form part of this consideration. It is obvious that the overall number of dwellings bordering our town shall be reliant upon the resources and infrastructure of Longridge and that to not make a further allowance for this within the dwelling allocation for our town would I consider be wholly negligent.

The impact upon the services and infrastructure by the scale of developments proposed by a number of the principle contractors within Longridge and upon its borders should be given due consideration to restricting these in both size and to the type of houses required to meet local requirements

I believe as a community we recognise that a degree of new housing is required but that RVBC needs to exercise a degree of empathy when considering the impact such large scale developments and allocated housing units would have upon our community. The development of the existing brown field sites (as advised within the NPPF as being preferable to the destruction of Greenfield and Greenbelt) in and around Longridge as starter homes / retirement / affordable housing would be of real benefit to those who really need to get on the housing ladder as well as improving the aesthetics of the town itself.


I ask that you and the planning committee make their decisions based on a considered and well thought through basis.

Yours faithfully

[REDACTED]

[REDACTED]

28th June 2014



*copied 7/7/14
in address
booklet*

PRN 8819

Ribble Valley Borough Council
Examination Office
Church Walk
Clitheroe
Lancs.
BB7 2RA

For the attention of Mrs Michelle Haworth, Core Strategy Programme Officer

Dear Mrs Haworth,

In response to the recent modifications to the RVBC Core Strategy, which, fundamentally I am in agreement with, I wish to bring to your attention one point for consideration in the developments planned for Longridge.

At the point of finalising the overall number of dwellings proposed for Longridge an adjustment of 200 dwellings was proposed, this to be distributed between 9 other identified settlements within the Borough. This number was ratified during December 2011 to account for the planned development of the Ridings Depot site. Since this time subsequent applications have been made including Gladman Developments for an additional 190 units at this site, a recent application has been lodged for 10 further units at the same site as proposed by Sherwood homes, 78 additional dwellings have already been granted permission at Mosses Farm, Whittingham Lane together with the development of 14 units on Inglewhite Road, these being amongst further granted & planned applications to build dwellings bordering Longridge.

I feel strongly that the Longridge adjustment figure requires due consideration in light of the above and, although further afield, (2 miles, with Longridge being the closest town to this site) the 650 units approved for construction at the Whittingham Park site should also form part of this consideration. It is obvious that the overall number of dwellings bordering our town shall be reliant upon the resources and infrastructure of Longridge and that to not make a further allowance for this within the dwelling allocation for our town would I consider be wholly negligent.

The impact upon the services and infrastructure by the scale of developments proposed by a number of the principle contractors within Longridge and upon its borders should be given due consideration to restricting these in both size and to the type of houses required to meet local requirements

I believe as a community we recognise that a degree of new housing is required but that RVBC needs to exercise a degree of empathy when considering the impact such large scale developments and allocated housing units would have upon our community. The development of the existing brown field sites (as advised within the NPPF as being preferable to the destruction of Greenfield and Greenbelt) in and around Longridge as starter homes / retirement / affordable housing would be of real benefit to those who really need to get on the housing ladder as well as improving the aesthetics of the town itself.

I ask that you and the planning committee make their decisions based on a considered and well thought through basis.

Yours faithfully

[Redacted signature area]

20th June 2014

agreed & ailed
9/7/14

PRN 8820

Ribble Valley Borough Council
Examination Office
Church Walk
Clitheroe
Lancs.
BB7 2RA

[REDACTED]

For the attention of Mrs Michelle Haworth, Core Strategy Programme Officer

Dear Mrs Haworth,

In response to the recent modifications to the RVBC Core Strategy, which, fundamentally I am in agreement with, I wish to bring to your attention one point for consideration in the developments planned for Longridge.

At the point of finalising the overall number of dwellings proposed for Longridge an adjustment of 200 dwellings was proposed, this to be distributed between 9 other identified settlements within the Borough. This number was ratified during December 2011 to account for the planned development of the Ridings Depot site. Since this time subsequent applications have been made including Gladman Developments for an additional 190 units at this site, a recent application has been lodged for 10 further units at the same site as proposed by Sherwood homes, 78 additional dwellings have already been granted permission at Mosses Farm, Whittingham Lane together with the development of 14 units on Inglewhite Road, these being amongst further granted & planned applications to build dwellings bordering Longridge.

I feel strongly that the Longridge adjustment figure requires due consideration in light of the above and, although further afield, (2 miles, with Longridge being the closest town to this site) the 650 units approved for construction at the Whittingham Park site should also form part of this consideration. It is obvious that the overall number of dwellings bordering our town shall be reliant upon the resources and infrastructure of Longridge and that to not make a further allowance for this within the dwelling allocation for our town would I consider be wholly negligent.

The impact upon the services and infrastructure by the scale of developments proposed by a number of the principle contractors within Longridge and upon its borders should be given due consideration to restricting these in both size and to the type of houses required to meet local requirements

I believe as a community we recognise that a degree of new housing is required but that RVBC needs to exercise a degree of empathy when considering the impact such large scale developments and allocated housing units would have upon our community. The development of the existing brown field sites (as advised within the NPPF as being preferable to the destruction of Greenfield and Greenbelt) in and around Longridge as starter homes / retirement / affordable housing would be of real benefit to those who really need to get on the housing ladder as well as improving the aesthetics of the town itself.

I ask that you and the planning committee make their decisions based on a considered and well thought through basis.

Yours faithfully

[REDACTED]

opened + added
2/7/14

PRN 8821

28th June 2014

Ribble Valley Borough Council
Examination Office
Church Walk
Clitheroe
Lancs.
BB7 2RA

[REDACTED]

[REDACTED]

[REDACTED]

[REDACTED]

[REDACTED]

For the attention of Mrs Michelle Haworth, Core Strategy Programme Officer

Dear Mrs Haworth,

In response to the recent modifications to the RVBC Core Strategy, which, fundamentally I am in agreement with, I wish to bring to your attention one point for consideration in the developments planned for Longridge.

At the point of finalising the overall number of dwellings proposed for Longridge an adjustment of 200 dwellings was proposed, this to be distributed between 9 other identified settlements within the Borough. This number was ratified during December 2011 to account for the planned development of the Ridings Depot site. Since this time subsequent applications have been made including Gladman Developments for an additional 190 units at this site, a recent application has been lodged for 10 further units at the same site as proposed by Sherwood homes, 78 additional dwellings have already been granted permission at Mosses Farm, Whittingham Lane together with the development of 14 units on Inglewhite Road, these being amongst further granted & planned applications to build dwellings bordering Longridge.

I feel strongly that the Longridge adjustment figure requires due consideration in light of the above and, although further afield, (2 miles, with Longridge being the closest town to this site) the 650 units approved for construction at the Whittingham Park site should also form part of this consideration. It is obvious that the overall number of dwellings bordering our town shall be reliant upon the resources and infrastructure of Longridge and that to not make a further allowance for this within the dwelling allocation for our town would I consider be wholly negligent.

The impact upon the services and infrastructure by the scale of developments proposed by a number of the principle contractors within Longridge and upon its borders should be given due consideration to restricting these in both size and to the type of houses required to meet local requirements

I believe as a community we recognise that a degree of new housing is required but that RVBC needs to exercise a degree of empathy when considering the impact such large scale developments and allocated housing units would have upon our community. The development of the existing brown field sites (as advised within the NPPF as being preferable to the destruction of Greenfield and Greenbelt) in and around Longridge as starter homes / retirement / affordable housing would be of real benefit to those who really need to get on the housing ladder as well as improving the aesthetics of the town itself.

I ask that you and the planning committee make their decisions based on a considered and well thought through basis.

Yours faithfully

[REDACTED]

[REDACTED]

28th June 2014

*agreed + added
7/7/14*

PRN. 8822

Ribble Valley Borough Council
Examination Office
Church Walk
Clitheroe
Lancs.
BB7 2RA

[REDACTED]
[REDACTED]
[REDACTED]

For the attention of Mrs Michelle Haworth, Core Strategy Programme Officer

Dear Mrs Haworth,

In response to the recent modifications to the RVBC Core Strategy, which, fundamentally I am in agreement with, I wish to bring to your attention one point for consideration in the developments planned for Longridge.

At the point of finalising the overall number of dwellings proposed for Longridge an adjustment of 200 dwellings was proposed, this to be distributed between 9 other identified settlements within the Borough. This number was ratified during December 2011 to account for the planned development of the Ridings Depot site. Since this time subsequent applications have been made including Gladman Developments for an additional 190 units at this site, a recent application has been lodged for 10 further units at the same site as proposed by Sherwood homes. 78 additional dwellings have already been granted permission at Mosses Farm, Whittingham Lane together with the development of 14 units on Inglewhite Road, these being amongst further granted & planned applications to build dwellings bordering Longridge.

I feel strongly that the Longridge adjustment figure requires due consideration in light of the above and, although further afield, (2 miles, with Longridge being the closest town to this site) the 650 units approved for construction at the Whittingham Park site should also form part of this consideration. It is obvious that the overall number of dwellings bordering our town shall be reliant upon the resources and infrastructure of Longridge and that to not make a further allowance for this within the dwelling allocation for our town would I consider be wholly negligent.

The impact upon the services and infrastructure by the scale of developments proposed by a number of the principle contractors within Longridge and upon its borders should be given due consideration to restricting these in both size and to the type of houses required to meet local requirements

I believe as a community we recognise that a degree of new housing is required but that RVBC needs to exercise a degree of empathy when considering the impact such large scale developments and allocated housing units would have upon our community. The development of the existing brown field sites (as advised within the NPPF as being preferable to the destruction of Greenfield and Greenbelt) in and around Longridge as starter homes / retirement / affordable housing would be of real benefit to those who really need to get on the housing ladder as well as improving the aesthetics of the town itself.

I ask that you and the planning committee make their decisions based on a considered and well thought through basis.

Yours faithfully

[REDACTED]
[REDACTED]

28th June 2014

copied + added
7/7/14

PRN 8824

Ribble Valley Borough Council
Examination Office
Church Walk
Clitheroe
Lancs.
BB7 2RA

[REDACTED]

For the attention of Mrs Michelle Haworth, Core Strategy Programme Officer

Dear Mrs Haworth,

In response to the recent modifications to the RVBC Core Strategy, which, fundamentally I am in agreement with, I wish to bring to your attention one point for consideration in the developments planned for Longridge.

At the point of finalising the overall number of dwellings proposed for Longridge an adjustment of 200 dwellings was proposed, this to be distributed between 9 other identified settlements within the Borough. This number was ratified during December 2011 to account for the planned development of the Ridings Depot site. Since this time subsequent applications have been made including Gladman Developments for an additional 190 units at this site, a recent application has been lodged for 10 further units at the same site as proposed by Sherwood homes, 78 additional dwellings have already been granted permission at Mosses Farm, Whittingham Lane together with the development of 14 units on Inglewhite Road, these being amongst further granted & planned applications to build dwellings bordering Longridge.

I feel strongly that the Longridge adjustment figure requires due consideration in light of the above and, although further afield, (2 miles, with Longridge being the closest town to this site) the 650 units approved for construction at the Whittingham Park site should also form part of this consideration. It is obvious that the overall number of dwellings bordering our town shall be reliant upon the resources and infrastructure of Longridge and that to not make a further allowance for this within the dwelling allocation for our town would I consider be wholly negligent.

The impact upon the services and infrastructure by the scale of developments proposed by a number of the principle contractors within Longridge and upon its borders should be given due consideration to restricting these in both size and to the type of houses required to meet local requirements

I believe as a community we recognise that a degree of new housing is required but that RVBC needs to exercise a degree of empathy when considering the impact such large scale developments and allocated housing units would have upon our community. The development of the existing brown field sites (as advised within the NPPF as being preferable to the destruction of Greenfield and Greenbelt) in and around Longridge as starter homes / retirement / affordable housing would be of real benefit to those who really need to get on the housing ladder as well as improving the aesthetics of the town itself.

I ask that you and the planning committee make their decisions based on a considered and well thought through basis.

Yours faithfully

[REDACTED]

Nam

28th June 2014

*signed + dated
7/7/14*

PRN 8825

Ribble Valley Borough Council
Examination Office
Church Walk
Clitheroe
Lancs.
BB7 2RA

For the attention of Mrs Michelle Haworth, Core Strategy Programme Officer

Dear Mrs Haworth,

In response to the recent modifications to the RVBC Core Strategy, which, fundamentally I am in agreement with, I wish to bring to your attention one point for consideration in the developments planned for Longridge.

At the point of finalising the overall number of dwellings proposed for Longridge an adjustment of 200 dwellings was proposed, this to be distributed between 9 other identified settlements within the Borough. This number was ratified during December 2011 to account for the planned development of the Ridings Depot site. Since this time subsequent applications have been made including Gladman Developments for an additional 190 units at this site, a recent application has been lodged for 10 further units at the same site as proposed by Sherwood homes, 78 additional dwellings have already been granted permission at Mosses Farm, Whittingham Lane together with the development of 14 units on Inglewhite Road, these being amongst further granted & planned applications to build dwellings bordering Longridge.

I feel strongly that the Longridge adjustment figure requires due consideration in light of the above and, although further afield, (2 miles, with Longridge being the closest town to this site) the 650 units approved for construction at the Whittingham Park site should also form part of this consideration. It is obvious that the overall number of dwellings bordering our town shall be reliant upon the resources and infrastructure of Longridge and that to not make a further allowance for this within the dwelling allocation for our town would I consider be wholly negligent.

The impact upon the services and infrastructure by the scale of developments proposed by a number of the principle contractors within Longridge and upon its borders should be given due consideration to restricting these in both size and to the type of houses required to meet local requirements

I believe as a community we recognise that a degree of new housing is required but that RVBC needs to exercise a degree of empathy when considering the impact such large scale developments and allocated housing units would have upon our community. The development of the existing brown field sites (as advised within the NPPF as being preferable to the destruction of Greenfield and Greenbelt) in and around Longridge as starter homes / retirement / affordable housing would be of real benefit to those who really need to get on the housing ladder as well as improving the aesthetics of the town itself.

I ask that you and the planning committee make their decisions based on a considered and well thought through basis.

[Redacted signature block]

*exped + addid.
7/7/14*

PRN 8826

28th June 2014

[REDACTED]

Ribble Valley Borough Council
Examination Office
Church Walk
Clitheroe
Lancs.
BB7 2RA

For the attention of Mrs Michelle Haworth, Core Strategy Programme Officer

Dear Mrs Haworth,

In response to the recent modifications to the RVBC Core Strategy, which, fundamentally I am in agreement with, I wish to bring to your attention one point for consideration in the developments planned for Longridge.

At the point of finalising the overall number of dwellings proposed for Longridge an adjustment of 200 dwellings was proposed, this to be distributed between 9 other identified settlements within the Borough. This number was ratified during December 2011 to account for the planned development of the Ridings Depot site. Since this time subsequent applications have been made including Gladman Developments for an additional 190 units at this site, a recent application has been lodged for 10 further units at the same site as proposed by Sherwood homes, 78 additional dwellings have already been granted permission at Mosses Farm, Whittingham Lane together with the development of 14 units on Inglewhite Road, these being amongst further granted & planned applications to build dwellings bordering Longridge.

I feel strongly that the Longridge adjustment figure requires due consideration in light of the above and, although further afield, (2 miles, with Longridge being the closest town to this site) the 650 units approved for construction at the Whittingham Park site should also form part of this consideration. It is obvious that the overall number of dwellings bordering our town shall be reliant upon the resources and infrastructure of Longridge and that to not make a further allowance for this within the dwelling allocation for our town would I consider be wholly negligent.

The impact upon the services and infrastructure by the scale of developments proposed by a number of the principle contractors within Longridge and upon its borders should be given due consideration to restricting these in both size and to the type of houses required to meet local requirements

I believe as a community we recognise that a degree of new housing is required but that RVBC needs to exercise a degree of empathy when considering the impact such large scale developments and allocated housing units would have upon our community. The development of the existing brown field sites (as advised within the NPPF as being preferable to the destruction of Greenfield and Greenbelt) in and around Longridge as starter homes / retirement / affordable housing would be of real benefit to those who really need to get on the housing ladder as well as improving the aesthetics of the town itself.


I ask that you and the planning committee make their decisions based on a considered and well thought through basis.

Yours faithfully

[REDACTED]

[REDACTED]

28th June 2014



agreed 7/7/14

no address in note.

PRN 8827

Ribble Valley Borough Council
Examination Office
Church Walk
Clitheroe
Lancs.
BB7 2RA

For the attention of Mrs Michelle Haworth, Core Strategy Programme Officer

Dear Mrs Haworth,

In response to the recent modifications to the RVBC Core Strategy, which, fundamentally I am in agreement with, I wish to bring to your attention one point for consideration in the developments planned for Longridge.

At the point of finalising the overall number of dwellings proposed for Longridge an adjustment of 200 dwellings was proposed, this to be distributed between 9 other identified settlements within the Borough. This number was ratified during December 2011 to account for the planned development of the Ridings Depot site. Since this time subsequent applications have been made including Gladman Developments for an additional 190 units at this site, a recent application has been lodged for 10 further units at the same site as proposed by Sherwood homes. 78 additional dwellings have already been granted permission at Mosses Farm, Whittingham Lane together with the development of 14 units on Inglewhite Road, these being amongst further granted & planned applications to build dwellings bordering Longridge.

I feel strongly that the Longridge adjustment figure requires due consideration in light of the above and, although further afield, (2 miles, with Longridge being the closest town to this site) the 650 units approved for construction at the Whittingham Park site should also form part of this consideration. It is obvious that the overall number of dwellings bordering our town shall be reliant upon the resources and infrastructure of Longridge and that to not make a further allowance for this within the dwelling allocation for our town would I consider be wholly negligent.

The impact upon the services and infrastructure by the scale of developments proposed by a number of the principle contractors within Longridge and upon its borders should be given due consideration to restricting these in both size and to the type of houses required to meet local requirements

I believe as a community we recognise that a degree of new housing is required but that RVBC needs to exercise a degree of empathy when considering the impact such large scale developments and allocated housing units would have upon our community. The development of the existing brown field sites (as advised within the NPPF as being preferable to the destruction of Greenfield and Greenbelt) in and around Longridge as starter homes / retirement / affordable housing would be of real benefit to those who really need to get on the housing ladder as well as improving the aesthetics of the town itself.

I ask that you and the planning committee make their decisions based on a considered and well thought through basis.

Yours faithfully

20/06/14

PRN 8828

28th June 2014

no address for
ach: "K"

Ribble Valley Borough Council
Examination Office
Church Walk
Clitheroe
Lancs.
BB7 2RA

For the attention of Mrs Michelle Haworth, Core Strategy Programme Officer

Dear Mrs Haworth,

In response to the recent modifications to the RVBC Core Strategy, which, fundamentally I am in agreement with, I wish to bring to your attention one point for consideration in the developments planned for Longridge.

At the point of finalising the overall number of dwellings proposed for Longridge an adjustment of 200 dwellings was proposed, this to be distributed between 9 other identified settlements within the Borough. This number was ratified during December 2011 to account for the planned development of the Ridings Depot site. Since this time subsequent applications have been made including Gladman Developments for an additional 190 units at this site, a recent application has been lodged for 10 further units at the same site as proposed by Sherwood homes, 78 additional dwellings have already been granted permission at Mosses Farm, Whittingham Lane together with the development of 14 units on Inglewhite Road, these being amongst further granted & planned applications to build dwellings bordering Longridge.

I feel strongly that the Longridge adjustment figure requires due consideration in light of the above and, although further afield, (2 miles, with Longridge being the closest town to this site) the 650 units approved for construction at the Whittingham Park site should also form part of this consideration. It is obvious that the overall number of dwellings bordering our town shall be reliant upon the resources and infrastructure of Longridge and that to not make a further allowance for this within the dwelling allocation for our town would I consider be wholly negligent.


The impact upon the services and infrastructure by the scale of developments proposed by a number of the principle contractors within Longridge and upon its borders should be given due consideration to restricting these in both size and to the type of houses required to meet local requirements

I believe as a community we recognise that a degree of new housing is required but that RVBC needs to exercise a degree of empathy when considering the impact such large scale developments and allocated housing units would have upon our community. The development of the existing brown field sites (as advised within the NPPF as being preferable to the destruction of Greenfield and Greenbelt) in and around Longridge as starter homes / retirement / affordable housing would be of real benefit to those who really need to get on the housing ladder as well as improving the aesthetics of the town itself.

I ask that you and the planning committee make their decisions based on a considered and well thought through basis.

Yours faithfully


[Redacted signature area]



copy to ~~xxxx~~ 7/7/14

PRN. 8829

28th June 2014



Ribble Valley Borough Council
Examination Office
Church Walk
Clitheroe
Lancs.
BB7 2RA

For the attention of Mrs Michelle Haworth, Core Strategy Programme Officer

Dear Mrs Haworth,

In response to the recent modifications to the RVBC Core Strategy, which, fundamentally I am in agreement with, I wish to bring to your attention one point for consideration in the developments planned for Longridge.

At the point of finalising the overall number of dwellings proposed for Longridge an adjustment of 200 dwellings was proposed, this to be distributed between 9 other identified settlements within the Borough. This number was ratified during December 2011 to account for the planned development of the Ridings Depot site. Since this time subsequent applications have been made including Gladman Developments for an additional 190 units at this site, a recent application has been lodged for 10 further units at the same site as proposed by Sherwood homes, 78 additional dwellings have already been granted permission at Mosses Farm, Whittingham Lane together with the development of 14 units on Inglewhite Road, these being amongst further granted & planned applications to build dwellings bordering Longridge.

I feel strongly that the Longridge adjustment figure requires due consideration in light of the above and, although further afield, (2 miles, with Longridge being the closest town to this site) the 650 units approved for construction at the Whittingham Park site should also form part of this consideration. It is obvious that the overall number of dwellings bordering our town shall be reliant upon the resources and infrastructure of Longridge and that to not make a further allowance for this within the dwelling allocation for our town would I consider be wholly negligent.

The impact upon the services and infrastructure by the scale of developments proposed by a number of the principle contractors within Longridge and upon its borders should be given due consideration to restricting these in both size and to the type of houses required to meet local requirements

I believe as a community we recognise that a degree of new housing is required but that RVBC needs to exercise a degree of empathy when considering the impact such large scale developments and allocated housing units would have upon our community. The development of the existing brown field sites (as advised within the NPPF as being preferable to the destruction of Greenfield and Greenbelt) in and around Longridge as starter homes / retirement / affordable housing would be of real benefit to those who really need to get on the housing ladder as well as improving the aesthetics of the town itself.

I ask that you and the planning committee make their decisions based on a considered and well thought through basis.

Yours faithfully

[Redacted signature and name]

1 copied 7/7/14

PRN 8830

28th June 2014

no address for act't

Ribble Valley Borough Council
Examination Office
Church Walk
Clitheroe
Lancs.
BB7 2RA

For the attention of Mrs Michelle Haworth, Core Strategy Programme Officer

Dear Mrs Haworth,

In response to the recent modifications to the RVBC Core Strategy, which, fundamentally I am in agreement with, I wish to bring to your attention one point for consideration in the developments planned for Longridge.

At the point of finalising the overall number of dwellings proposed for Longridge an adjustment of 200 dwellings was proposed, this to be distributed between 9 other identified settlements within the Borough. This number was ratified during December 2011 to account for the planned development of the Ridings Depot site. Since this time subsequent applications have been made including Gladman Developments for an additional 190 units at this site, a recent application has been lodged for 10 further units at the same site as proposed by Sherwood homes, 78 additional dwellings have already been granted permission at Mosses Farm, Whittingham Lane together with the development of 14 units on Inglewhite Road, these being amongst further granted & planned applications to build dwellings bordering Longridge.

I feel strongly that the Longridge adjustment figure requires due consideration in light of the above and, although further afield, (2 miles, with Longridge being the closest town to this site) the 650 units approved for construction at the Whittingham Park site should also form part of this consideration. It is obvious that the overall number of dwellings bordering our town shall be reliant upon the resources and infrastructure of Longridge and that to not make a further allowance for this within the dwelling allocation for our town would I consider be wholly negligent.

The impact upon the services and infrastructure by the scale of developments proposed by a number of the principle contractors within Longridge and upon its borders should be given due consideration to restricting these in both size and to the type of houses required to meet local requirements

I believe as a community we recognise that a degree of new housing is required but that RVBC needs to exercise a degree of empathy when considering the impact such large scale developments and allocated housing units would have upon our community. The development of the existing brown field sites (as advised within the NPPF as being preferable to the destruction of Greenfield and Greenbelt) in and around Longridge as starter homes / retirement / affordable housing would be of real benefit to those who really need to get on the housing ladder as well as improving the aesthetics of the town itself.

I ask that you and the planning committee make their decisions based on a considered and well thought through basis.

Yours faithfully

A   *e.*

Name & signature



agreed + add'd
7/7/14

PRN, 8831

28th June 2014

[Redacted]

Ribble Valley Borough Council
Examination Office
Church Walk
Clitheroe
Lancs.
BB7 2RA

For the attention of Mrs Michelle Haworth, Core Strategy Programme Officer

Dear Mrs Haworth,

In response to the recent modifications to the RVBC Core Strategy, which, fundamentally I am in agreement with, I wish to bring to your attention one point for consideration in the developments planned for Longridge.

At the point of finalising the overall number of dwellings proposed for Longridge an adjustment of 200 dwellings was proposed, this to be distributed between 9 other identified settlements within the Borough. This number was ratified during December 2011 to account for the planned development of the Ridings Depot site. Since this time subsequent applications have been made including Gladman Developments for an additional 190 units at this site, a recent application has been lodged for 10 further units at the same site as proposed by Sherwood homes, 78 additional dwellings have already been granted permission at Mosses Farm, Whittingham Lane together with the development of 14 units on Inglewhite Road, these being amongst further granted & planned applications to build dwellings bordering Longridge.

I feel strongly that the Longridge adjustment figure requires due consideration in light of the above and, although further afield, (2 miles, with Longridge being the closest town to this site) the 650 units approved for construction at the Whittingham Park site should also form part of this consideration. It is obvious that the overall number of dwellings bordering our town shall be reliant upon the resources and infrastructure of Longridge and that to not make a further allowance for this within the dwelling allocation for our town would I consider be wholly negligent.

The impact upon the services and infrastructure by the scale of developments proposed by a number of the principle contractors within Longridge and upon its borders should be given due consideration to restricting these in both size and to the type of houses required to meet local requirements

I believe as a community we recognise that a degree of new housing is required but that RVBC needs to exercise a degree of empathy when considering the impact such large scale developments and allocated housing units would have upon our community. The development of the existing brown field sites (as advised within the NPPF as being preferable to the destruction of Greenfield and Greenbelt) in and around Longridge as starter homes / retirement / affordable housing would be of real benefit to those who really need to get on the housing ladder as well as improving the aesthetics of the town itself.

I ask that you and the planning committee make their decisions based on a considered and well thought through basis.

Yours faithfully

[Redacted signature]

Nar

*copied + added
7/7/14*

PRN 8832

28th June 2014

Ribble Valley Borough Council
Examination Office
Church Walk
Clitheroe
Lancs.
BB7 2RA

[Redacted]

For the attention of Mrs Michelle Haworth, Core Strategy Programme Officer

Dear Mrs Haworth,

In response to the recent modifications to the RVBC Core Strategy, which, fundamentally I am in agreement with, I wish to bring to your attention one point for consideration in the developments planned for Longridge.

At the point of finalising the overall number of dwellings proposed for Longridge an adjustment of 200 dwellings was proposed, this to be distributed between 9 other identified settlements within the Borough. This number was ratified during December 2011 to account for the planned development of the Ridings Depot site. Since this time subsequent applications have been made including Gladman Developments for an additional 190 units at this site, a recent application has been lodged for 10 further units at the same site as proposed by Sherwood homes, 78 additional dwellings have already been granted permission at Mosses Farm, Whittingham Lane together with the development of 14 units on Inglewhite Road, these being amongst further granted & planned applications to build dwellings bordering Longridge.

I feel strongly that the Longridge adjustment figure requires due consideration in light of the above and, although further afield, (2 miles, with Longridge being the closest town to this site) the 650 units approved for construction at the Whittingham Park site should also form part of this consideration. It is obvious that the overall number of dwellings bordering our town shall be reliant upon the resources and infrastructure of Longridge and that to not make a further allowance for this within the dwelling allocation for our town would I consider be wholly negligent.

The impact upon the services and infrastructure by the scale of developments proposed by a number of the principle contractors within Longridge and upon its borders should be given due consideration to restricting these in both size and to the type of houses required to meet local requirements

I believe as a community we recognise that a degree of new housing is required but that RVBC needs to exercise a degree of empathy when considering the impact such large scale developments and allocated housing units would have upon our community. The development of the existing brown field sites (as advised within the NPPF as being preferable to the destruction of Greenfield and Greenbelt) in and around Longridge as starter homes / retirement / affordable housing would be of real benefit to those who really need to get on the housing ladder as well as improving the aesthetics of the town itself.

I ask that you and the planning committee make their decisions based on a considered and well thought through basis.

Yours faithfully

[Redacted signature]

Name

28th June 2014

*exped. + addid
7/7/14*

PRN. 8833

Ribble Valley Borough Council
Examination Office
Church Walk
Clitheroe
Lancs.
BB7 2RA

[REDACTED]

For the attention of Mrs Michelle Haworth, Core Strategy Programme Officer

Dear Mrs Haworth,

In response to the recent modifications to the RVBC Core Strategy, which, fundamentally I am in agreement with, I wish to bring to your attention one point for consideration in the developments planned for Longridge.

At the point of finalising the overall number of dwellings proposed for Longridge an adjustment of 200 dwellings was proposed, this to be distributed between 9 other identified settlements within the Borough. This number was ratified during December 2011 to account for the planned development of the Ridings Depot site. Since this time subsequent applications have been made including Gladman Developments for an additional 190 units at this site, a recent application has been lodged for 10 further units at the same site as proposed by Sherwood homes, 78 additional dwellings have already been granted permission at Mosses Farm, Whittingham Lane together with the development of 14 units on Inglewhite Road, these being amongst further granted & planned applications to build dwellings bordering Longridge.

I feel strongly that the Longridge adjustment figure requires due consideration in light of the above and, although further afield, (2 miles, with Longridge being the closest town to this site) the 650 units approved for construction at the Whittingham Park site should also form part of this consideration. It is obvious that the overall number of dwellings bordering our town shall be reliant upon the resources and infrastructure of Longridge and that to not make a further allowance for this within the dwelling allocation for our town would I consider be wholly negligent.

The impact upon the services and infrastructure by the scale of developments proposed by a number of the principle contractors within Longridge and upon its borders should be given due consideration to restricting these in both size and to the type of houses required to meet local requirements

I believe as a community we recognise that a degree of new housing is required but that RVBC needs to exercise a degree of empathy when considering the impact such large scale developments and allocated housing units would have upon our community. The development of the existing brown field sites (as advised within the NPPF as being preferable to the destruction of Greenfield and Greenbelt) in and around Longridge as starter homes / retirement / affordable housing would be of real benefit to those who really need to get on the housing ladder as well as improving the aesthetics of the town itself.

I ask that you and the planning committee make their decisions based on a considered and well thought through basis.

Yours faithfully,
[REDACTED]

[REDACTED]

copied + added
7/7/14

PRN 8834

Ribble Valley Borough Council
Examination Office
Church Walk
Clitheroe
Lancs
BB7 2RA



Dear Mrs Haworth,

In response to the recent modifications to the RVBC Core Strategy, which, fundamentally I am in agreement with, I wish to bring to your attention one point for consideration in the developments planned for Longridge.

At the point of finalising the overall number of dwellings proposed for Longridge an adjustment of 200 dwellings was proposed, this to be distributed between 9 other identified settlements within the Borough. This number was ratified during December 2011 to account for the planned development of the Ridings Depot site. Since this time subsequent applications have been made including Gladman Developments for an additional 190 units at this site, a recent application has been lodged for 10 further units at the same site as proposed by Sherwood homes. 78 additional dwellings have already been granted permission at Mosses Farm, Whittingham Lane together with the development of 14 units on Inglewhite Road, these being amongst further granted & planned applications to build dwellings bordering Longridge.

I feel strongly that the Longridge adjustment figure requires due consideration in light of the above and, although further afield, (2 miles, with Longridge being the closest town to this site) the 650 units approved for construction at the Whittingham Park site should also form part of this consideration. It is obvious that the overall number of dwellings bordering our town shall be reliant upon the resources and infrastructure of Longridge and that to not make a further allowance for this within the dwelling allocation for our town would I consider be wholly negligent.

The impact upon the services and infrastructure by the scale of developments proposed by a number of the principle contractors within Longridge and upon its borders should be given due consideration to restricting these in both size and to the type of houses required to meet local requirements.

I believe as a community we recognise that a degree of new housing is required but that RVBC needs to exercise a degree of empathy when considering the impact such large scale developments and allocated housing units would have upon our community. The development of the existing brown field sites (as advised within the NPPF as being preferable to the destruction of Greenfield and Greenbelt) in and around Longridge as starter homes / retirement / affordable housing would be of real benefit to those who really need to get on the housing ladder as well as improving the aesthetics of the town itself.

I ask that you and the planning committee make their decisions based on a considered and well thought through basis.

Yours faithfully



copied + added
7/7/14

PRN 8835

Ribble Valley Borough Council
Examination Office
Church Walk
Clitheroe
Lancs
BB7 2RA



Dear Mrs Haworth,

In response to the recent modifications to the RVBC Core Strategy, which, fundamentally I am in agreement with, I wish to bring to your attention one point for consideration in the developments planned for Longridge.

At the point of finalising the overall number of dwellings proposed for Longridge an adjustment of 200 dwellings was proposed, this to be distributed between 9 other identified settlements within the Borough. This number was ratified during December 2011 to account for the planned development of the Ridings Depot site. Since this time subsequent applications have been made including Gladman Developments for an additional 190 units at this site, a recent application has been lodged for 10 further units at the same site as proposed by Sherwood homes, 78 additional dwellings have already been granted permission at Mosses Farm, Whittingham Lane together with the development of 14 units on Inglewhite Road, these being amongst further granted & planned applications to build dwellings bordering Longridge.

I feel strongly that the Longridge adjustment figure requires due consideration in light of the above and, although further afield, (2 miles, with Longridge being the closest town to this site) the 650 units approved for construction at the Whittingham Park site should also form part of this consideration. It is obvious that the overall number of dwellings bordering our town shall be reliant upon the resources and infrastructure of Longridge and that to not make a further allowance for this within the dwelling allocation for our town would I consider be wholly negligent.

The impact upon the services and infrastructure by the scale of developments proposed by a number of the principle contractors within Longridge and upon its borders should be given due consideration to restricting these in both size and to the type of houses required to meet local requirements

I believe as a community we recognise that a degree of new housing is required but that RVBC needs to exercise a degree of empathy when considering the impact such large scale developments and allocated housing units would have upon our community. The development of the existing brown field sites (as advised within the NPPF as being preferable to the destruction of Greenfield and Greenbelt) in and around Longridge as starter homes / retirement / affordable housing would be of real benefit to those who really need to get on the housing ladder as well as improving the aesthetics of the town itself.

I ask that you and the planning committee make their decisions based on a considered and well thought through basis.

Yours faithfully



28th June 2014

espeed + adid
7/7/14

PRN 8836

Ribble Valley Borough Council
Examination Office
Church Walk
Clitheroe
Lancs.
BB7 2RA

[REDACTED]
[REDACTED]
[REDACTED]
[REDACTED]

For the attention of Mrs Michelle Haworth, Core Strategy Programme Officer

Dear Mrs Haworth,

In response to the recent modifications to the RVBC Core Strategy, which, fundamentally I am in agreement with, I wish to bring to your attention one point for consideration in the developments planned for Longridge.

At the point of finalising the overall number of dwellings proposed for Longridge an adjustment of 200 dwellings was proposed, this to be distributed between 9 other identified settlements within the Borough. This number was ratified during December 2011 to account for the planned development of the Ridings Depot site. Since this time subsequent applications have been made including Gladman Developments for an additional 190 units at this site, a recent application has been lodged for 10 further units at the same site as proposed by Sherwood homes, 78 additional dwellings have already been granted permission at Mosses Farm, Whittingham Lane together with the development of 14 units on Inglewhite Road, these being amongst further granted & planned applications to build dwellings bordering Longridge.

I feel strongly that the Longridge adjustment figure requires due consideration in light of the above and, although further afield, (2 miles, with Longridge being the closest town to this site) the 650 units approved for construction at the Whittingham Park site should also form part of this consideration. It is obvious that the overall number of dwellings bordering our town shall be reliant upon the resources and infrastructure of Longridge and that to not make a further allowance for this within the dwelling allocation for our town would I consider be wholly negligent.

The impact upon the services and infrastructure by the scale of developments proposed by a number of the principle contractors within Longridge and upon its borders should be given due consideration to restricting these in both size and to the type of houses required to meet local requirements

I believe as a community we recognise that a degree of new housing is required but that RVBC needs to exercise a degree of empathy when considering the impact such large scale developments and allocated housing units would have upon our community. The development of the existing brown field sites (as advised within the NPPF as being preferable to the destruction of Greenfield and Greenbelt) in and around Longridge as starter homes / retirement / affordable housing would be of real benefit to those who really need to get on the housing ladder as well as improving the aesthetics of the town itself.

I ask that you and the planning committee make their decisions based on a considered and well thought through basis.

Yours faithfully

[REDACTED]
[REDACTED]

28th June 2014

*Copied + valid
7/7/14*

PRN 8837

Ribble Valley Borough Council
Examination Office
Church Walk
Clitheroe
Lancs.
BB7 2RA

[REDACTED]
[REDACTED]
[REDACTED]
[REDACTED]

For the attention of Mrs Michelle Haworth, Core Strategy Programme Officer

Dear Mrs Haworth,

In response to the recent modifications to the RVBC Core Strategy, which, fundamentally I am in agreement with, I wish to bring to your attention one point for consideration in the developments planned for Longridge.

At the point of finalising the overall number of dwellings proposed for Longridge an adjustment of 200 dwellings was proposed, this to be distributed between 9 other identified settlements within the Borough. This number was ratified during December 2011 to account for the planned development of the Ridings Depot site. Since this time subsequent applications have been made including Gladman Developments for an additional 190 units at this site, a recent application has been lodged for 10 further units at the same site as proposed by Sherwood homes, 78 additional dwellings have already been granted permission at Mosses Farm, Whittingham Lane together with the development of 14 units on Inglewhite Road, these being amongst further granted & planned applications to build dwellings bordering Longridge.

I feel strongly that the Longridge adjustment figure requires due consideration in light of the above and, although further afield, (2 miles, with Longridge being the closest town to this site) the 650 units approved for construction at the Whittingham Park site should also form part of this consideration. It is obvious that the overall number of dwellings bordering our town shall be reliant upon the resources and infrastructure of Longridge and that to not make a further allowance for this within the dwelling allocation for our town would I consider be wholly negligent.

The impact upon the services and infrastructure by the scale of developments proposed by a number of the principle contractors within Longridge and upon its borders should be given due consideration to restricting these in both size and to the type of houses required to meet local requirements

I believe as a community we recognise that a degree of new housing is required but that RVBC needs to exercise a degree of empathy when considering the impact such large scale developments and allocated housing units would have upon our community. The development of the existing brown field sites (as advised within the NPPF as being preferable to the destruction of Greenfield and Greenbelt) in and around Longridge as starter homes / retirement / affordable housing would be of real benefit to those who really need to get on the housing ladder as well as improving the aesthetics of the town itself.

I ask that you and the planning committee make their decisions based on a considered and well thought through basis.

Yours faithfully

[REDACTED]
[REDACTED]



25th June 2014

*copy sent + added
7/7/14*

PR. 8839

Ribble Valley Borough Council
Examination Office
Church Walk
Clitheroe
Lancs.
BB7 2RA

For the attention of Mrs Michelle Haworth, Core Strategy Programme Officer

Dear Mrs Haworth,

In response to the recent modifications to the RVBC Core Strategy, which, fundamentally I am in agreement with, I wish to bring to your attention one point for consideration in the developments planned for Longridge.

At the point of finalising the overall number of dwellings proposed for Longridge an adjustment of 200 dwellings was proposed, this to be distributed between 9 other identified settlements within the Borough. This number was ratified during December 2011 to account for the planned development of the Ridings Depot site. Since this time subsequent applications have been made including Gladman Developments for an additional 190 units at this site, a recent application has been lodged for 10 further units at the same site as proposed by Sherwood homes, 78 additional dwellings have already been granted permission at Mosses Farm, Whittingham Lane together with the development of 14 units on Inglewhite Road, these being amongst further granted & planned applications to build dwellings bordering Longridge.

I feel strongly that the Longridge adjustment figure requires due consideration in light of the above and, although further afield, (2 miles, with Longridge being the closest town to this site) the 650 units approved for construction at the Whittingham Park site should also form part of this consideration. It is obvious that the overall number of dwellings bordering our town shall be reliant upon the resources and infrastructure of Longridge and that to not make a further allowance for this within the dwelling allocation for our town would I consider be wholly negligent.

The impact upon the services and infrastructure by the scale of developments proposed by a number of the principle contractors within Longridge and upon its borders should be given due consideration to restricting these in both size and to the type of houses required to meet local requirements

I believe as a community we recognise that a degree of new housing is required but that RVBC needs to exercise a degree of empathy when considering the impact such large scale developments and allocated housing units would have upon our community. The development of the existing brown field sites (as advised within the NPPF as being preferable to the destruction of Greenfield and Greenbelt) in and around Longridge as starter homes / retirement / affordable housing would be of real benefit to those who really need to get on the housing ladder as well as improving the aesthetics of the town itself.

I ask that you and the planning committee make their decisions based on a considered and well thought through basis.

[Redacted signature area]

28th June 2014

*copied + added
7/7/14*

PRN 8840

Ribble Valley Borough Council
Examination Office
Church Walk
Clitheroe
Lancs.
BB7 2RA

For the attention of Mrs Michelle Haworth, Core Strategy Programme Officer

Dear Mrs Haworth,

In response to the recent modifications to the RVBC Core Strategy, which, fundamentally I am in agreement with, I wish to bring to your attention one point for consideration in the developments planned for Longridge.

At the point of finalising the overall number of dwellings proposed for Longridge an adjustment of 200 dwellings was proposed, this to be distributed between 9 other identified settlements within the Borough. This number was ratified during December 2011 to account for the planned development of the Ridings Depot site. Since this time subsequent applications have been made including Gladman Developments for an additional 190 units at this site, a recent application has been lodged for 10 further units at the same site as proposed by Sherwood homes, 78 additional dwellings have already been granted permission at Mosses Farm, Whittingham Lane together with the development of 14 units on Inglewhite Road, these being amongst further granted & planned applications to build dwellings bordering Longridge.

I feel strongly that the Longridge adjustment figure requires due consideration in light of the above and, although further afield, (2 miles, with Longridge being the closest town to this site) the 650 units approved for construction at the Whittingham Park site should also form part of this consideration. It is obvious that the overall number of dwellings bordering our town shall be reliant upon the resources and infrastructure of Longridge and that to not make a further allowance for this within the dwelling allocation for our town would I consider be wholly negligent.

The impact upon the services and infrastructure by the scale of developments proposed by a number of the principle contractors within Longridge and upon its borders should be given due consideration to restricting these in both size and to the type of houses required to meet local requirements

I believe as a community we recognise that a degree of new housing is required but that RVBC needs to exercise a degree of empathy when considering the impact such large scale developments and allocated housing units would have upon our community. The development of the existing brown field sites (as advised within the NPPF as being preferable to the destruction of Greenfield and Greenbelt) in and around Longridge as starter homes / retirement / affordable housing would be of real benefit to those who really need to get on the housing ladder as well as improving the aesthetics of the town itself.

I ask that you and the planning committee make their decisions based on a considered and well thought through basis.



*Speed + added
7/7/14*

PRN 8841

28th June 2014

Ribble Valley Borough Council
Examination Office
Church Walk
Clitheroe
Lancs.
BB7 2RA

[REDACTED]
[REDACTED]
[REDACTED]
[REDACTED]

For the attention of Mrs Michelle Haworth, Core Strategy Programme Officer

Dear Mrs Haworth,

In response to the recent modifications to the RVBC Core Strategy, which, fundamentally I am in agreement with, I wish to bring to your attention one point for consideration in the developments planned for Longridge.

At the point of finalising the overall number of dwellings proposed for Longridge an adjustment of 200 dwellings was proposed, this to be distributed between 9 other identified settlements within the Borough. This number was ratified during December 2011 to account for the planned development of the Ridings Depot site. Since this time subsequent applications have been made including Gladman Developments for an additional 190 units at this site, a recent application has been lodged for 10 further units at the same site as proposed by Sherwood homes, 78 additional dwellings have already been granted permission at Mosses Farm, Whittingham Lane together with the development of 14 units on Inglewhite Road, these being amongst further granted & planned applications to build dwellings bordering Longridge.

I feel strongly that the Longridge adjustment figure requires due consideration in light of the above and, although further afield, (2 miles, with Longridge being the closest town to this site) the 650 units approved for construction at the Whittingham Park site should also form part of this consideration. It is obvious that the overall number of dwellings bordering our town shall be reliant upon the resources and infrastructure of Longridge and that to not make a further allowance for this within the dwelling allocation for our town would I consider be wholly negligent.

The impact upon the services and infrastructure by the scale of developments proposed by a number of the principle contractors within Longridge and upon its borders should be given due consideration to restricting these in both size and to the type of houses required to meet local requirements

I believe as a community we recognise that a degree of new housing is required but that RVBC needs to exercise a degree of empathy when considering the impact such large scale developments and allocated housing units would have upon our community. The development of the existing brown field sites (as advised within the NPPF as being preferable to the destruction of Greenfield and Greenbelt) in and around Longridge as starter homes / retirement / affordable housing would be of real benefit to those who really need to get on the housing ladder as well as improving the aesthetics of the town itself.

I ask that you and the planning committee make their decisions based on a considered and well thought through basis.

Yours faithfully

[REDACTED]
N

28th June 2014

Accepted 7/7/14

PRN 8842

*NO address for
ack't.*

Ribble Valley Borough Council
Examination Office
Church Walk
Clitheroe
Lancs.
BB7 2RA

For the attention of Mrs Michelle Haworth, Core Strategy Programme Officer
Dear Mrs Haworth,

In response to the recent modifications to the RVBC Core Strategy, which, fundamentally I am in agreement with, I wish to bring to your attention one point for consideration in the developments planned for Longridge.

At the point of finalising the overall number of dwellings proposed for Longridge an adjustment of 200 dwellings was proposed, this to be distributed between 9 other identified settlements within the Borough. This number was ratified during December 2011 to account for the planned development of the Ridings Depot site. Since this time subsequent applications have been made including Gladman Developments for an additional 190 units at this site, a recent application has been lodged for 10 further units at the same site as proposed by Sherwood homes, 78 additional dwellings have already been granted permission at Mosses Farm, Whittingham Lane together with the development of 14 units on Inglewhite Road, these being amongst further granted & planned applications to build dwellings bordering Longridge.

I feel strongly that the Longridge adjustment figure requires due consideration in light of the above and, although further afield, (2 miles, with Longridge being the closest town to this site) the 650 units approved for construction at the Whittingham Park site should also form part of this consideration. It is obvious that the overall number of dwellings bordering our town shall be reliant upon the resources and infrastructure of Longridge and that to not make a further allowance for this within the dwelling allocation for our town would I consider be wholly negligent.

The impact upon the services and infrastructure by the scale of developments proposed by a number of the principle contractors within Longridge and upon its borders should be given due consideration to restricting these in both size and to the type of houses required to meet local requirements

I believe as a community we recognise that a degree of new housing is required but that RVBC needs to exercise a degree of empathy when considering the impact such large scale developments and allocated housing units would have upon our community. The development of the existing brown field sites (as advised within the NPPF as being preferable to the destruction of Greenfield and Greenbelt) in and around Longridge as starter homes / retirement / affordable housing would be of real benefit to those who really need to get on the housing ladder as well as improving the aesthetics of the town itself.

I ask that you and the planning committee make their decisions based on a considered and well thought through basis.

Yours faithfully,

[Redacted signature and name]

signed 7/7/14

PRN 8843

28th June 2014

no address for unit

Ribble Valley Borough Council
Examination Office
Church Walk
Clitheroe
Lancs.
BB7 2RA

For the attention of Mrs Michelle Haworth, Core Strategy Programme Officer

Dear Mrs Haworth,

In response to the recent modifications to the RVBC Core Strategy, which, fundamentally I am in agreement with, I wish to bring to your attention one point for consideration in the developments planned for Longridge.

At the point of finalising the overall number of dwellings proposed for Longridge an adjustment of 200 dwellings was proposed, this to be distributed between 9 other identified settlements within the Borough. This number was ratified during December 2011 to account for the planned development of the Ridings Depot site. Since this time subsequent applications have been made including Gladman Developments for an additional 190 units at this site, a recent application has been lodged for 10 further units at the same site as proposed by Sherwood homes, 78 additional dwellings have already been granted permission at Mosses Farm, Whittingham Lane together with the development of 14 units on Inglewhite Road, these being amongst further granted & planned applications to build dwellings bordering Longridge.

I feel strongly that the Longridge adjustment figure requires due consideration in light of the above and, although further afield, (2 miles, with Longridge being the closest town to this site) the 650 units approved for construction at the Whittingham Park site should also form part of this consideration. It is obvious that the overall number of dwellings bordering our town shall be reliant upon the resources and infrastructure of Longridge and that to not make a further allowance for this within the dwelling allocation for our town would I consider be wholly negligent.

The impact upon the services and infrastructure by the scale of developments proposed by a number of the principle contractors within Longridge and upon its borders should be given due consideration to restricting these in both size and to the type of houses required to meet local requirements

I believe as a community we recognise that a degree of new housing is required but that RVBC needs to exercise a degree of empathy when considering the impact such large scale developments and allocated housing units would have upon our community. The development of the existing brown field sites (as advised within the NPPF as being preferable to the destruction of Greenfield and Greenbelt) in and around Longridge as starter homes / retirement / affordable housing would be of real benefit to those who really need to get on the housing ladder as well as improving the aesthetics of the town itself.

I ask that you and the planning committee make their decisions based on a considered and well thought through basis.

Yours faithfully





This is Longridge Unacceptable

checked 7/7/14

PRN. 8844

28th June 2014

*no address for
ack't*

Ribble Valley Borough Council
Examination Office
Church Walk
Clitheroe
Lancs.
BB7 2RA

For the attention of Mrs Michelle Haworth, Core Strategy Programme Officer

Dear Mrs Haworth,

In response to the recent modifications to the RVBC Core Strategy, which, fundamentally I am in agreement with, I wish to bring to your attention one point for consideration in the developments planned for Longridge.

At the point of finalising the overall number of dwellings proposed for Longridge an adjustment of 200 dwellings was proposed, this to be distributed between 9 other identified settlements within the Borough. This number was ratified during December 2011 to account for the planned development of the Ridings Depot site. Since this time subsequent applications have been made including Gladman Developments for an additional 190 units at this site, a recent application has been lodged for 10 further units at the same site as proposed by Sherwood homes, 78 additional dwellings have already been granted permission at Mosses Farm, Whittingham Lane together with the development of 14 units on Inglewhite Road, these being amongst further granted & planned applications to build dwellings bordering Longridge.

I feel strongly that the Longridge adjustment figure requires due consideration in light of the above and, although further afield, (2 miles, with Longridge being the closest town to this site) the 650 units approved for construction at the Whittingham Park site should also form part of this consideration. It is obvious that the overall number of dwellings bordering our town shall be reliant upon the resources and infrastructure of Longridge and that to not make a further allowance for this within the dwelling allocation for our town would I consider be wholly negligent.

The impact upon the services and infrastructure by the scale of developments proposed by a number of the principle contractors within Longridge and upon its borders should be given due consideration to restricting these in both size and to the type of houses required to meet local requirements

I believe as a community we recognise that a degree of new housing is required but that RVBC needs to exercise a degree of empathy when considering the impact such large scale developments and allocated housing units would have upon our community. The development of the existing brown field sites (as advised within the NPPF as being preferable to the destruction of Greenfield and Greenbelt) in and around Longridge as starter homes / retirement / affordable housing would be of real benefit to those who really need to get on the housing ladder as well as improving the aesthetics of the town itself.

I ask that you and the planning committee make their decisions based on a considered and well thought through basis.

Yours faithfully

[Redacted signature]

[Redacted signature]

2/7/14

PRN. 8845

28th June 2014

no address
sheet

Ribble Valley Borough Council
Examination Office
Church Walk
Clitheroe
Lancs.
BB7 2RA

For the attention of Mrs Michelle Haworth, Core Strategy Programme Officer

Dear Mrs Haworth,

In response to the recent modifications to the RVBC Core Strategy, which, fundamentally I am in agreement with, I wish to bring to your attention one point for consideration in the developments planned for Longridge.

At the point of finalising the overall number of dwellings proposed for Longridge an adjustment of 200 dwellings was proposed, this to be distributed between 9 other identified settlements within the Borough. This number was ratified during December 2011 to account for the planned development of the Ridings Depot site. Since this time subsequent applications have been made including Gladman Developments for an additional 190 units at this site, a recent application has been lodged for 10 further units at the same site as proposed by Sherwood homes, 78 additional dwellings have already been granted permission at Mosses Farm, Whittingham Lane together with the development of 14 units on Inglewhite Road, these being amongst further granted & planned applications to build dwellings bordering Longridge.

I feel strongly that the Longridge adjustment figure requires due consideration in light of the above and, although further afield, (2 miles, with Longridge being the closest town to this site) the 650 units approved for construction at the Whittingham Park site should also form part of this consideration. It is obvious that the overall number of dwellings bordering our town shall be reliant upon the resources and infrastructure of Longridge and that to not make a further allowance for this within the dwelling allocation for our town would I consider be wholly negligent.

The impact upon the services and infrastructure by the scale of developments proposed by a number of the principle contractors within Longridge and upon its borders should be given due consideration to restricting these in both size and to the type of houses required to meet local requirements

I believe as a community we recognise that a degree of new housing is required but that RVBC needs to exercise a degree of empathy when considering the impact such large scale developments and allocated housing units would have upon our community. The development of the existing brown field sites (as advised within the NPPF as being preferable to the destruction of Greenfield and Greenbelt) in and around Longridge as starter homes / retirement / affordable housing would be of real benefit to those who really need to get on the housing ladder as well as improving the aesthetics of the town itself.

I ask that you and the planning committee make their decisions based on a considered and well thought through basis.

Yours faithfully

[Redacted signature]

[Redacted signature]

copied 7/7/14

ARN. 8846

28th June 2014

*no addition
on act*

Ribble Valley Borough Council
Examination Office
Church Walk
Clitheroe
Lancs.
BB7 2RA

For the attention of Mrs Michelle Haworth, Core Strategy Programme Officer

Dear Mrs Haworth,

In response to the recent modifications to the RVBC Core Strategy, which, fundamentally I am in agreement with, I wish to bring to your attention one point for consideration in the developments planned for Longridge.

At the point of finalising the overall number of dwellings proposed for Longridge an adjustment of 200 dwellings was proposed, this to be distributed between 9 other identified settlements within the Borough. This number was ratified during December 2011 to account for the planned development of the Ridings Depot site. Since this time subsequent applications have been made including Gladman Developments for an additional 190 units at this site, a recent application has been lodged for 10 further units at the same site as proposed by Sherwood homes, 78 additional dwellings have already been granted permission at Mosses Farm, Whittingham Lane together with the development of 14 units on Inglewhite Road, these being amongst further granted & planned applications to build dwellings bordering Longridge.

I feel strongly that the Longridge adjustment figure requires due consideration in light of the above and, although further afield, (2 miles, with Longridge being the closest town to this site) the 650 units approved for construction at the Whittingham Park site should also form part of this consideration. It is obvious that the overall number of dwellings bordering our town shall be reliant upon the resources and infrastructure of Longridge and that to not make a further allowance for this within the dwelling allocation for our town would I consider be wholly negligent.

The impact upon the services and infrastructure by the scale of developments proposed by a number of the principle contractors within Longridge and upon its borders should be given due consideration to restricting these in both size and to the type of houses required to meet local requirements

I believe as a community we recognise that a degree of new housing is required but that RVBC needs to exercise a degree of empathy when considering the impact such large scale developments and allocated housing units would have upon our community. The development of the existing brown field sites (as advised within the NPPF as being preferable to the destruction of Greenfield and Greenbelt) in and around Longridge as starter homes / retirement / affordable housing would be of real benefit to those who really need to get on the housing ladder as well as improving the aesthetics of the town itself.

I ask that you and the planning committee make their decisions based on a considered and well thought through basis.

Yours faithfully





Longridge

Copied 7/7/14

PRN 8847

28th June 2014

no address for unit

Ribble Valley Borough Council
Examination Office
Church Walk
Clitheroe
Lancs.
BB7 2RA

For the attention of Mrs Michelle Haworth, Core Strategy Programme Officer

Dear Mrs Haworth,

In response to the recent modifications to the RVBC Core Strategy, which, fundamentally I am in agreement with, I wish to bring to your attention one point for consideration in the developments planned for Longridge:

At the point of finalising the overall number of dwellings proposed for Longridge an adjustment of 200 dwellings was proposed, this to be distributed between 9 other identified settlements within the Borough. This number was ratified during December 2011 to account for the planned development of the Ridings Depot site. Since this time subsequent applications have been made including Gladman Developments for an additional 190 units at this site, a recent application has been lodged for 10 further units at the same site as proposed by Sherwood homes, 78 additional dwellings have already been granted permission at Mosses Farm, Whittingham Lane together with the development of 14 units on Inglewhite Road, these being amongst further granted & planned applications to build dwellings bordering Longridge.

I feel strongly that the Longridge adjustment figure requires due consideration in light of the above and, although further afield, (2 miles, with Longridge being the closest town to this site) the 650 units approved for construction at the Whittingham Park site should also form part of this consideration. It is obvious that the overall number of dwellings bordering our town shall be reliant upon the resources and infrastructure of Longridge and that to not make a further allowance for this within the dwelling allocation for our town would I consider be wholly negligent.

The impact upon the services and infrastructure by the scale of developments proposed by a number of the principle contractors within Longridge and upon its borders should be given due consideration to restricting these in both size and to the type of houses required to meet local requirements

I believe as a community we recognise that a degree of new housing is required but that RVBC needs to exercise a degree of empathy when considering the impact such large scale developments and allocated housing units would have upon our community. The development of the existing brown field sites (as advised within the NPPF as being preferable to the destruction of Greenfield and Greenbelt) in and around Longridge as starter homes / retirement / affordable housing would be of real benefit to those who really need to get on the housing ladder as well as improving the aesthetics of the town itself.

I ask that you and the planning committee make their decisions based on a considered and well thought through basis.

Yours faithfully

[Redacted signature]

[Redacted signature]

10/11

28th June 2014

copied 7/7/14
+ added

PAR. 8848

Ribble Valley Borough Council
Examination Office
Church Walk
Clitheroe
Lancs.
BB7 2RA

[REDACTED]

For the attention of Mrs Michelle Haworth, Core Strategy Programme Officer

Dear Mrs Haworth,

In response to the recent modifications to the RVBC Core Strategy, which, fundamentally I am in agreement with, I wish to bring to your attention one point for consideration in the developments planned for Longridge.

At the point of finalising the overall number of dwellings proposed for Longridge an adjustment of 200 dwellings, was proposed, this to be distributed between 9 other identified settlements within the Borough. This number was ratified during December 2011 to account for the planned development of the Ridings Depot site. Since this time subsequent applications have been made including Gladman Developments for an additional 190 units at this site, a recent application has been lodged for 10 further units at the same site as proposed by Sherwood homes, 78 additional dwellings have already been granted permission at Mosses Farm, Whittingham Lane together with the development of 14 units on Inglewhite Road, these being amongst further granted & planned applications to build dwellings bordering Longridge.

I feel strongly that the Longridge adjustment figure requires due consideration in light of the above and, although further afield, (2 miles, with Longridge being the closest town to this site) the 650 units approved for construction at the Whittingham Park site should also form part of this consideration. It is obvious that the overall number of dwellings bordering our town shall be reliant upon the resources and infrastructure of Longridge and that to not make a further allowance for this within the dwelling allocation for our town would I consider be wholly negligent.

The impact upon the services and infrastructure by the scale of developments proposed by a number of the principle contractors within Longridge and upon its borders should be given due consideration to restricting these in both size and to the type of houses required to meet local requirements

I believe as a community we recognise that a degree of new housing is required but that RVBC needs to exercise a degree of empathy when considering the impact such large scale developments and allocated housing units would have upon our community. The development of the existing brown field sites (as advised within the NPPF as being preferable to the destruction of Greenfield and Greenbelt) in and around Longridge as starter homes / retirement / affordable housing would be of real benefit to those who really need to get on the housing ladder as well as improving the aesthetics of the town itself.

I ask that you and the planning committee make their decisions based on a considered and well thought through basis.

Yours faithfully

[REDACTED]

[REDACTED]

28th June 2014

*Copy sent 7/7/14
+ added*

PRN. 8849

Ribble Valley Borough Council
Examination Office
Church Walk
Clitheroe
Lancs.
BB7 2RA

[REDACTED]
[REDACTED]
[REDACTED]

For the attention of Mrs Michelle Haworth, Core Strategy Programme Officer

Dear Mrs Haworth,

In response to the recent modifications to the RVBC Core Strategy, which, fundamentally I am in agreement with, I wish to bring to your attention one point for consideration in the developments planned for Longridge.

At the point of finalising the overall number of dwellings proposed for Longridge an adjustment of 200 dwellings was proposed, this to be distributed between 9 other identified settlements within the Borough. This number was ratified during December 2011 to account for the planned development of the Ridings Depot site. Since this time subsequent applications have been made including Gladman Developments for an additional 190 units at this site, a recent application has been lodged for 10 further units at the same site as proposed by Sherwood homes, 78 additional dwellings have already been granted permission at Mosses Farm, Whittingham Lane together with the development of 14 units on Inglewhite Road, these being amongst further granted & planned applications to build dwellings bordering Longridge.

I feel strongly that the Longridge adjustment figure requires due consideration in light of the above and, although further afield, (2 miles, with Longridge being the closest town to this site) the 650 units approved for construction at the Whittingham Park site should also form part of this consideration. It is obvious that the overall number of dwellings bordering our town shall be reliant upon the resources and infrastructure of Longridge and that to not make a further allowance for this within the dwelling allocation for our town would I consider be wholly negligent.

The impact upon the services and infrastructure by the scale of developments proposed by a number of the principle contractors within Longridge and upon its borders should be given due consideration to restricting these in both size and to the type of houses required to meet local requirements

I believe as a community we recognise that a degree of new housing is required but that RVBC needs to exercise a degree of empathy when considering the impact such large scale developments and allocated housing units would have upon our community. The development of the existing brown field sites (as advised within the NPPF as being preferable to the destruction of Greenfield and Greenbelt) in and around Longridge as starter homes / retirement / affordable housing would be of real benefit to those who really need to get on the housing ladder as well as improving the aesthetics of the town itself.

I ask that you and the planning committee make their decisions based on a considered and well thought through basis.

Yours faithfully

[REDACTED]
[REDACTED]
[REDACTED]

28th June 2014

*copied + adv'd
7/7/14*

PAN - 8857

Ribble Valley Borough Council
Examination Office
Church Walk
Clitheroe
Lancs.
BB7 2RA

[REDACTED]

[REDACTED]

[REDACTED]

For the attention of Mrs Michelle Haworth, Core Strategy Programme Officer

Dear Mrs Haworth,

In response to the recent modifications to the RVBC Core Strategy, which, fundamentally I am in agreement with, I wish to bring to your attention one point for consideration in the developments planned for Longridge.

At the point of finalising the overall number of dwellings proposed for Longridge an adjustment of 200 dwellings was proposed, this to be distributed between 9 other identified settlements within the Borough. This number was ratified during December 2011 to account for the planned development of the Ridings Depot site. Since this time subsequent applications have been made including Gladman Developments for an additional 190 units at this site; a recent application has been lodged for 10 further units at the same site as proposed by Sherwood homes, 78 additional dwellings have already been granted permission at Mosses Farm, Whittingham Lane together with the development of 14 units on Inglewhite Road, these being amongst further granted & planned applications to build dwellings bordering Longridge.

I feel strongly that the Longridge adjustment figure requires due consideration in light of the above and, although further afield, (2 miles, with Longridge being the closest town to this site) the 650 units approved for construction at the Whittingham Park site should also form part of this consideration. It is obvious that the overall number of dwellings bordering our town shall be reliant upon the resources and infrastructure of Longridge and that to not make a further allowance for this within the dwelling allocation for our town would I consider be wholly negligent.

The impact upon the services and infrastructure by the scale of developments proposed by a number of the principle contractors within Longridge and upon its borders should be given due consideration to restricting these in both size and to the type of houses required to meet local requirements

I believe as a community we recognise that a degree of new housing is required but that RVBC needs to exercise a degree of empathy when considering the impact such large scale developments and allocated housing units would have upon our community. The development of the existing brown field sites (as advised within the NPPF as being preferable to the destruction of Greenfield and Greenbelt) in and around Longridge as starter homes / retirement / affordable housing would be of real benefit to those who really need to get on the housing ladder as well as improving the aesthetics of the town itself.

I ask that you and the planning committee make their decisions based on a considered and well thought through basis.

Yours faithfully

[REDACTED]

[REDACTED]

*Copied + dated
7/7/14*

PRN 8852

28th June 2014

[REDACTED]

Ribble Valley Borough Council
Examination Office
Church Walk
Clitheroe
Lancs.
BB7 2RA

For the attention of Mrs Michelle Haworth, Core Strategy Programme Officer

Dear Mrs Haworth,

In response to the recent modifications to the RVBC Core Strategy, which, fundamentally I am in agreement with, I wish to bring to your attention one point for consideration in the developments planned for Longridge.

At the point of finalising the overall number of dwellings proposed for Longridge an adjustment of 200 dwellings was proposed, this to be distributed between 9 other identified settlements within the Borough. This number was ratified during December 2011 to account for the planned development of the Ridings Depot site. Since this time subsequent applications have been made including Gladman Developments for an additional 190 units at this site, a recent application has been lodged for 10 further units at the same site as proposed by Sherwood homes, 78 additional dwellings have already been granted permission at Mosses Farm, Whittingham Lane together with the development of 14 units on Inglewhite Road, these being amongst further granted & planned applications to build dwellings bordering Longridge.

I feel strongly that the Longridge adjustment figure requires due consideration in light of the above and, although further afield, (2 miles, with Longridge being the closest town to this site) the 650 units approved for construction at the Whittingham Park site should also form part of this consideration. It is obvious that the overall number of dwellings bordering our town shall be reliant upon the resources and infrastructure of Longridge and that to not make a further allowance for this within the dwelling allocation for our town would I consider be wholly negligent.

The impact upon the services and infrastructure by the scale of developments proposed by a number of the principle contractors within Longridge and upon its borders should be given due consideration to restricting these in both size and to the type of houses required to meet local requirements

I believe as a community we recognise that a degree of new housing is required but that RVBC needs to exercise a degree of empathy when considering the impact such large scale developments and allocated housing units would have upon our community. The development of the existing brown field sites (as advised within the NPPF as being preferable to the destruction of Greenfield and Greenbelt) in and around Longridge as starter homes / retirement / affordable housing would be of real benefit to those who really need to get on the housing ladder as well as improving the aesthetics of the town itself.

I ask that you and the planning committee make their decisions based on a considered and well thought through basis.

Yours faithfully

[REDACTED]

28th June 2014

no address for
ack't

agreed 7/8/14

PRN, 8853

Ribble Valley Borough Council
Examination Office
Church Walk
Clitheroe
Lancs.
BB7 2RA

For the attention of Mrs Michelle Haworth, Core Strategy Programme Officer

Dear Mrs Haworth,

In response to the recent modifications to the RVBC Core Strategy, which, fundamentally I am in agreement with, I wish to bring to your attention one point for consideration in the developments planned for Longridge.

At the point of finalising the overall number of dwellings proposed for Longridge an adjustment of 200 dwellings was proposed, this to be distributed between 9 other identified settlements within the Borough. This number was ratified during December 2011 to account for the planned development of the Ridings Depot site. Since this time subsequent applications have been made including Gladman Developments for an additional 190 units at this site, a recent application has been lodged for 10 further units at the same site as proposed by Sherwood homes, 78 additional dwellings have already been granted permission at Mosses Farm, Whittingham Lane together with the development of 14 units on Inglewhite Road, these being amongst further granted & planned applications to build dwellings bordering Longridge.

I feel strongly that the Longridge adjustment figure requires due consideration in light of the above and, although further afield, (2 miles, with Longridge being the closest town to this site) the 650 units approved for construction at the Whittingham Park site should also form part of this consideration. It is obvious that the overall number of dwellings bordering our town shall be reliant upon the resources and infrastructure of Longridge and that to not make a further allowance for this within the dwelling allocation for our town would I consider be wholly negligent.

The impact upon the services and infrastructure by the scale of developments proposed by a number of the principle contractors within Longridge and upon its borders should be given due consideration to restricting these in both size and to the type of houses required to meet local requirements

I believe as a community we recognise that a degree of new housing is required but that RVBC needs to exercise a degree of empathy when considering the impact such large scale developments and allocated housing units would have upon our community. The development of the existing brown field sites (as advised within the NPPF as being preferable to the destruction of Greenfield and Greenbelt) in and around Longridge as starter homes / retirement / affordable housing would be of real benefit to those who really need to get on the housing ladder as well as improving the aesthetics of the town itself.

I ask that you and the planning committee make their decisions based on a considered and well thought through basis.

Yours faithfully

[Redacted signature]

28th June 2014

*copied +
adit 7/7/14*

PAN 8854

Ribble Valley Borough Council
Examination Office
Church Walk
Clitheroe
Lancs.
BB7 2RA

[REDACTED]
[REDACTED]
[REDACTED]

For the attention of Mrs Michelle Haworth, Core Strategy Programme Officer

Dear Mrs Haworth,

In response to the recent modifications to the RVBC Core Strategy, which, fundamentally I am in agreement with, I wish to bring to your attention one point for consideration in the developments planned for Longridge.

At the point of finalising the overall number of dwellings proposed for Longridge an adjustment of 200 dwellings was proposed, this to be distributed between 9 other identified settlements within the Borough. This number was ratified during December 2011 to account for the planned development of the Ridings Depot site. Since this time subsequent applications have been made including Gladman Developments for an additional 190 units at this site, a recent application has been lodged for 10 further units at the same site as proposed by Sherwood homes, 78 additional dwellings have already been granted permission at Mosses Farm, Whittingham Lane together with the development of 14 units on Inglewhite Road, these being amongst further granted & planned applications to build dwellings bordering Longridge.

I feel strongly that the Longridge adjustment figure requires due consideration in light of the above and, although further afield, (2 miles, with Longridge being the closest town to this site) the 650 units approved for construction at the Whittingham Park site should also form part of this consideration. It is obvious that the overall number of dwellings bordering our town shall be reliant upon the resources and infrastructure of Longridge and that to not make a further allowance for this within the dwelling allocation for our town would I consider be wholly negligent.

The impact upon the services and infrastructure by the scale of developments proposed by a number of the principle contractors within Longridge and upon its borders should be given due consideration to restricting these in both size and to the type of houses required to meet local requirements

I believe as a community we recognise that a degree of new housing is required but that RVBC needs to exercise a degree of empathy when considering the impact such large scale developments and allocated housing units would have upon our community. The development of the existing brown field sites (as advised within the NPPF as being preferable to the destruction of Greenfield and Greenbelt) in and around Longridge as starter homes / retirement / affordable housing would be of real benefit to those who really need to get on the housing ladder as well as improving the aesthetics of the town itself.

I ask that you and the planning committee make their decisions based on a considered and well thought through basis.

Yours faithfully

[REDACTED]
[REDACTED]

28th June 2014

*no address
reht*

*agreed 7/7/14
m*

PRN - 8855

Ribble Valley Borough Council
Examination Office
Church Walk
Clitheroe
Lancs.
BB7 2RA

For the attention of Mrs Michelle Haworth, Core Strategy Programme Officer

Dear Mrs Haworth,

In response to the recent modifications to the RVBC Core Strategy, which, fundamentally I am in agreement with, I wish to bring to your attention one point for consideration in the developments planned for Longridge.

At the point of finalising the overall number of dwellings proposed for Longridge an adjustment of 200 dwellings was proposed, this to be distributed between 9 other identified settlements within the Borough. This number was ratified during December 2011 to account for the planned development of the Ridings Depot site. Since this time subsequent applications have been made including Gladman Developments for an additional 190 units at this site, a recent application has been lodged for 10 further units at the same site as proposed by Sherwood homes, 78 additional dwellings have already been granted permission at Mosses Farm, Whittingham Lane together with the development of 14 units on Inglewhite Road, these being amongst further granted & planned applications to build dwellings bordering Longridge.

I feel strongly that the Longridge adjustment figure requires due consideration in light of the above and, although further afield, (2 miles, with Longridge being the closest town to this site) the 650 units approved for construction at the Whittingham Park site should also form part of this consideration. It is obvious that the overall number of dwellings bordering our town shall be reliant upon the resources and infrastructure of Longridge and that to not make a further allowance for this within the dwelling allocation for our town would I consider be wholly negligent.

The impact upon the services and infrastructure by the scale of developments proposed by a number of the principle contractors within Longridge and upon its borders should be given due consideration to restricting these in both size and to the type of houses required to meet local requirements

I believe as a community we recognise that a degree of new housing is required but that RVBC needs to exercise a degree of empathy when considering the impact such large scale developments and allocated housing units would have upon our community. The development of the existing brown field sites (as advised within the NPPF as being preferable to the destruction of Greenfield and Greenbelt) in and around Longridge as starter homes / retirement / affordable housing would be of real benefit to those who really need to get on the housing ladder as well as improving the aesthetics of the town itself.

I ask that you and the planning committee make their decisions based on a considered and well thought through basis.

Yours faithfully




*exped. faded
2/2/14*

MRW 8856

28th June 2014

[REDACTED]

Ribble Valley Borough Council
Examination Office
Church Walk
Clitheroe
Lancs.
BB7 2RA

For the attention of Mrs Michelle Haworth, Core Strategy Programme Officer

Dear Mrs Haworth,

In response to the recent modifications to the RVBC Core Strategy, which, fundamentally I am in agreement with, I wish to bring to your attention one point for consideration in the developments planned for Longridge.

At the point of finalising the overall number of dwellings proposed for Longridge an adjustment of 200 dwellings was proposed, this to be distributed between 9 other identified settlements within the Borough. This number was ratified during December 2011 to account for the planned development of the Ridings Depot site. Since this time subsequent applications have been made including Gladman Developments for an additional 190 units at this site, a recent application has been lodged for 10 further units at the same site as proposed by Sherwood homes, 78 additional dwellings have already been granted permission at Mosses Farm, Whittingham Lane together with the development of 14 units on Inglewhite Road, these being amongst further granted & planned applications to build dwellings bordering Longridge.

I feel strongly that the Longridge adjustment figure requires due consideration in light of the above and, although further afield, (2 miles, with Longridge being the closest town to this site) the 650 units approved for construction at the Whittingham Park site should also form part of this consideration. It is obvious that the overall number of dwellings bordering our town shall be reliant upon the resources and infrastructure of Longridge and that to not make a further allowance for this within the dwelling allocation for our town would I consider be wholly negligent.

The impact upon the services and infrastructure by the scale of developments proposed by a number of the principle contractors within Longridge and upon its borders should be given due consideration to restricting these in both size and to the type of houses required to meet local requirements

I believe as a community we recognise that a degree of new housing is required but that RVBC needs to exercise a degree of empathy when considering the impact such large scale developments and allocated housing units would have upon our community. The development of the existing brown field sites (as advised within the NPPF as being preferable to the destruction of Greenfield and Greenbelt) in and around Longridge as starter homes / retirement / affordable housing would be of real benefit to those who really need to get on the housing ladder as well as improving the aesthetics of the town itself.

I ask that you and the planning committee make their decisions based on a considered and well thought through basis.

Yours faithfully

[REDACTED]

28th June 2014

no address for
ack't

expid + ~~ack't~~
7/7/14

PRN. 8857

Ribble Valley Borough Council
Examination Office
Church Walk
Clitheroe
Lancs.
BB7 2RA

For the attention of Mrs Michelle Haworth, Core Strategy Programme Officer

Dear Mrs Haworth,

In response to the recent modifications to the RVBC Core Strategy, which, fundamentally I am in agreement with, I wish to bring to your attention one point for consideration in the developments planned for Longridge.

At the point of finalising the overall number of dwellings proposed for Longridge an adjustment of 200 dwellings was proposed, this to be distributed between 9 other identified settlements within the Borough. This number was ratified during December 2011 to account for the planned development of the Ridings Depot site. Since this time subsequent applications have been made including Gladman Developments for an additional 190 units at this site, a recent application has been lodged for 10 further units at the same site as proposed by Sherwood homes, 78 additional dwellings have already been granted permission at Mosses Farm, Whittingham Lane together with the development of 14 units on Inglewhite Road, these being amongst further granted & planned applications to build dwellings bordering Longridge.

I feel strongly that the Longridge adjustment figure requires due consideration in light of the above and, although further afield, (2 miles, with Longridge being the closest town to this site) the 650 units approved for construction at the Whittingham Park site should also form part of this consideration. It is obvious that the overall number of dwellings bordering our town shall be reliant upon the resources and infrastructure of Longridge and that to not make a further allowance for this within the dwelling allocation for our town would I consider be wholly negligent.

The impact upon the services and infrastructure by the scale of developments proposed by a number of the principle contractors within Longridge and upon its borders should be given due consideration to restricting these in both size and to the type of houses required to meet local requirements

I believe as a community we recognise that a degree of new housing is required but that RVBC needs to exercise a degree of empathy when considering the impact such large scale developments and allocated housing units would have upon our community. The development of the existing brown field sites (as advised within the NPPF as being preferable to the destruction of Greenfield and Greenbelt) in and around Longridge as starter homes / retirement / affordable housing would be of real benefit to those who really need to get on the housing ladder as well as improving the aesthetics of the town itself.

I ask that you and the planning committee make their decisions based on a considered and well thought through basis.

Yours faithfully

[Redacted signature]

28th June 2014

signed + dated 7/7/14

PRN 8858

Ribble Valley Borough Council
Examination Office
Church Walk
Clitheroe
Lancs.
BB7 2RA

[REDACTED]
[REDACTED]
[REDACTED]

For the attention of Mrs Michelle Haworth, Core Strategy Programme Officer

Dear Mrs Haworth,

In response to the recent modifications to the RVBC Core Strategy, which, fundamentally I am in agreement with, I wish to bring to your attention one point for consideration in the developments planned for Longridge.

At the point of finalising the overall number of dwellings proposed for Longridge an adjustment of 200 dwellings was proposed, this to be distributed between 9 other identified settlements within the Borough. This number was ratified during December 2011 to account for the planned development of the Ridings Depot site. Since this time subsequent applications have been made including Gladman Developments for an additional 190 units at this site, a recent application has been lodged for 10 further units at the same site as proposed by Sherwood homes, 78 additional dwellings have already been granted permission at Mosses Farm, Whittingham Lane together with the development of 14 units on Inglewhite Road, these being amongst further granted & planned applications to build dwellings bordering Longridge.

I feel strongly that the Longridge adjustment figure requires due consideration in light of the above and, although further afield, (2 miles, with Longridge being the closest town to this site) the 650 units approved for construction at the Whittingham Park site should also form part of this consideration. It is obvious that the overall number of dwellings bordering our town shall be reliant upon the resources and infrastructure of Longridge and that to not make a further allowance for this within the dwelling allocation for our town would I consider be wholly negligent.

The impact upon the services and infrastructure by the scale of developments proposed by a number of the principle contractors within Longridge and upon its borders should be given due consideration to restricting these in both size and to the type of houses required to meet local requirements

I believe as a community we recognise that a degree of new housing is required but that RVBC needs to exercise a degree of empathy when considering the impact such large scale developments and allocated housing units would have upon our community. The development of the existing brown field sites (as advised within the NPPF as being preferable to the destruction of Greenfield and Greenbelt) in and around Longridge as starter homes / retirement / affordable housing would be of real benefit to those who really need to get on the housing ladder as well as improving the aesthetics of the town itself.

I ask that you and the planning committee make their decisions based on a considered and well thought through basis.

Yours faithfully

[REDACTED]
[REDACTED]

copied 7/7/14

PRN 8859

28th June 2014

no address for act

Ribble Valley Borough Council
Examination Office
Church Walk
Clitheroe
Lancs.
BB7 2RA

For the attention of Mrs Michelle Haworth, Core Strategy Programme Officer

Dear Mrs Haworth,

In response to the recent modifications to the RVBC Core Strategy, which, fundamentally I am in agreement with, I wish to bring to your attention one point for consideration in the developments planned for Longridge.

At the point of finalising the overall number of dwellings proposed for Longridge an adjustment of 200 dwellings was proposed, this to be distributed between 9 other identified settlements within the Borough. This number was ratified during December 2011 to account for the planned development of the Ridings Depot site. Since this time subsequent applications have been made including Gladman Developments for an additional 190 units at this site, a recent application has been lodged for 10 further units at the same site as proposed by Sherwood homes, 78 additional dwellings have already been granted permission at Mosses Farm, Whittingham Lane together with the development of 14 units on Inglewhite Road, these being amongst further granted & planned applications to build dwellings bordering Longridge.

I feel strongly that the Longridge adjustment figure requires due consideration in light of the above and, although further afield, (2 miles, with Longridge being the closest town to this site) the 650 units approved for construction at the Whittingham Park site should also form part of this consideration. It is obvious that the overall number of dwellings bordering our town shall be reliant upon the resources and infrastructure of Longridge and that to not make a further allowance for this within the dwelling allocation for our town would I consider be wholly negligent.

The impact upon the services and infrastructure by the scale of developments proposed by a number of the principle contractors within Longridge and upon its borders should be given due consideration to restricting these in both size and to the type of houses required to meet local requirements

I believe as a community we recognise that a degree of new housing is required but that RVBC needs to exercise a degree of empathy when considering the impact such large scale developments and allocated housing units would have upon our community. The development of the existing brown field sites (as advised within the NPPF as being preferable to the destruction of Greenfield and Greenbelt) in and around Longridge as starter homes / retirement / affordable housing would be of real benefit to those who really need to get on the housing ladder as well as improving the aesthetics of the town itself.

I ask that you and the planning committee make their decisions based on a considered and well thought through basis.

Yours faithfully




28th June 2014

*copied + add
7/7/14*

PN - 8860

Ribble Valley Borough Council
Examination Office
Church Walk
Clitheroe
Lancs.
BB7 2RA

[REDACTED]

For the attention of Mrs Michelle Haworth, Core Strategy Programme Officer

Dear Mrs Haworth,

In response to the recent modifications to the RVBC Core Strategy, which, fundamentally I am in agreement with, I wish to bring to your attention one point for consideration in the developments planned for Longridge.

At the point of finalising the overall number of dwellings proposed for Longridge an adjustment of 200 dwellings was proposed, this to be distributed between 9 other identified settlements within the Borough. This number was ratified during December 2011 to account for the planned development of the Ridings Depot site. Since this time subsequent applications have been made including Gladman Developments for an additional 190 units at this site, a recent application has been lodged for 10 further units at the same site as proposed by Sherwood homes, 78 additional dwellings have already been granted permission at Mosses Farm, Whittingham Lane together with the development of 14 units on Inglewhite Road, these being amongst further granted & planned applications to build dwellings bordering Longridge.

I feel strongly that the Longridge adjustment figure requires due consideration in light of the above and, although further afield, (2 miles, with Longridge being the closest town to this site) the 650 units approved for construction at the Whittingham Park site should also form part of this consideration. It is obvious that the overall number of dwellings bordering our town shall be reliant upon the resources and infrastructure of Longridge and that to not make a further allowance for this within the dwelling allocation for our town would I consider be wholly negligent.

The impact upon the services and infrastructure by the scale of developments proposed by a number of the principle contractors within Longridge and upon its borders should be given due consideration to restricting these in both size and to the type of houses required to meet local requirements.

I believe as a community we recognise that a degree of new housing is required but that RVBC needs to exercise a degree of empathy when considering the impact such large scale developments and allocated housing units would have upon our community. The development of the existing brown field sites (as advised within the NPPF as being preferable to the destruction of Greenfield and Greenbelt) in and around Longridge as starter homes / retirement / affordable housing would be of real benefit to those who really need to get on the housing ladder as well as improving the aesthetics of the town itself.

I ask that you and the planning committee make their decisions based on a considered and well thought through basis.

Yours faithfully

[REDACTED]

[REDACTED]

28th June 2014

*Copy to Paul
7/7/14*

PRN 8861.1

Ribble Valley Borough Council
Examination Office
Church Walk
Clitheroe
Lancs.
BB7 2RA

[REDACTED]
[REDACTED]
[REDACTED]
[REDACTED]

For the attention of Mrs Michelle Haworth, Core Strategy Programme Officer

Dear Mrs Haworth,

In response to the recent modifications to the RVBC Core Strategy, which, fundamentally I am in agreement with, I wish to bring to your attention one point for consideration in the developments planned for Longridge.

At the point of finalising the overall number of dwellings proposed for Longridge an adjustment of 200 dwellings was proposed, this to be distributed between 9 other identified settlements within the Borough. This number was ratified during December 2011 to account for the planned development of the Ridings Depot site. Since this time subsequent applications have been made including Gladman Developments for an additional 190 units at this site, a recent application has been lodged for 10 further units at the same site as proposed by Sherwood homes, 78 additional dwellings have already been granted permission at Mosses Farm, Whittingham Lane together with the development of 14 units on Inglewhite Road, these being amongst further granted & planned applications to build dwellings bordering Longridge.

I feel strongly that the Longridge adjustment figure requires due consideration in light of the above and, although further afield, (2 miles, with Longridge being the closest town to this site) the 650 units approved for construction at the Whittingham Park site should also form part of this consideration. It is obvious that the overall number of dwellings bordering our town shall be reliant upon the resources and infrastructure of Longridge and that to not make a further allowance for this within the dwelling allocation for our town would I consider be wholly negligent.

The impact upon the services and infrastructure by the scale of developments proposed by a number of the principle contractors within Longridge and upon its borders should be given due consideration to restricting these in both size and to the type of houses required to meet local requirements

I believe as a community we recognise that a degree of new housing is required but that RVBC needs to exercise a degree of empathy when considering the impact such large scale developments and allocated housing units would have upon our community. The development of the existing brown field sites (as advised within the NPPF as being preferable to the destruction of Greenfield and Greenbelt) in and around Longridge as starter homes / retirement / affordable housing would be of real benefit to those who really need to get on the housing ladder as well as improving the aesthetics of the town itself.

I ask that you and the planning committee make their decisions based on a considered and well thought through basis.

Yours faithfully

[REDACTED]

N:

[REDACTED]

28th June 2014

*checked + added
7/7/14*

PRN - 8862

Ribble Valley Borough Council
Examination Office
Church Walk
Clitheroe
Lancs.
BB7 2RA

For the attention of Mrs Michelle Haworth, Core Strategy Programme Officer

Dear Mrs Haworth,

In response to the recent modifications to the RVBC Core Strategy, which, fundamentally I am in agreement with, I wish to bring to your attention one point for consideration in the developments planned for Longridge.

At the point of finalising the overall number of dwellings proposed for Longridge an adjustment of 200 dwellings was proposed, this to be distributed between 9 other identified settlements within the Borough. This number was ratified during December 2011 to account for the planned development of the Ridings Depot site. Since this time subsequent applications have been made including Gladman Developments for an additional 190 units at this site, a recent application has been lodged for 10 further units at the same site as proposed by Sherwood homes, 78 additional dwellings have already been granted permission at Mosses Farm, Whittingham Lane together with the development of 14 units on Inglewhite Road, these being amongst further granted & planned applications to build dwellings bordering Longridge.

I feel strongly that the Longridge adjustment figure requires due consideration in light of the above and, although further afield, (2 miles, with Longridge being the closest town to this site) the 650 units approved for construction at the Whittingham Park site should also form part of this consideration. It is obvious that the overall number of dwellings bordering our town shall be reliant upon the resources and infrastructure of Longridge and that to not make a further allowance for this within the dwelling allocation for our town would I consider be wholly negligent.

The impact upon the services and infrastructure by the scale of developments proposed by a number of the principle contractors within Longridge and upon its borders should be given due consideration to restricting these in both size and to the type of houses required to meet local requirements

I believe as a community we recognise that a degree of new housing is required but that RVBC needs to exercise a degree of empathy when considering the impact such large scale developments and allocated housing units would have upon our community. The development of the existing brown field sites (as advised within the NPPF as being preferable to the destruction of Greenfield and Greenbelt) in and around Longridge as starter homes / retirement / affordable housing would be of real benefit to those who really need to get on the housing ladder as well as improving the aesthetics of the town itself.

I ask that you and the planning committee make their decisions based on a considered and well thought through basis.

Yours faithfully

[Redacted signature]

[Redacted signature]

*Copied + dated
7/7/14*

PAW 8863

28th June 2014

Ribble Valley Borough Council
Examination Office
Church Walk
Clitheroe
Lancs.
BB7 2RA

[REDACTED]

For the attention of Mrs Michelle Haworth, Core Strategy Programme Officer

Dear Mrs Haworth,

In response to the recent modifications to the RVBC Core Strategy, which, fundamentally I am in agreement with, I wish to bring to your attention one point for consideration in the developments planned for Longridge.

At the point of finalising the overall number of dwellings proposed for Longridge an adjustment of 200 dwellings was proposed, this to be distributed between 9 other identified settlements within the Borough. This number was ratified during December 2011 to account for the planned development of the Ridings Depot site. Since this time subsequent applications have been made including Gladman Developments for an additional 190 units at this site, a recent application has been lodged for 10 further units at the same site as proposed by Sherwood homes, 78 additional dwellings have already been granted permission at Mosses Farm, Whittingham Lane together with the development of 14 units on Inglewhite Road, these being amongst further granted & planned applications to build dwellings bordering Longridge.

I feel strongly that the Longridge adjustment figure requires due consideration in light of the above and, although further afield, (2 miles, with Longridge being the closest town to this site) the 650 units approved for construction at the Whittingham Park site should also form part of this consideration. It is obvious that the overall number of dwellings bordering our town shall be reliant upon the resources and infrastructure of Longridge and that to not make a further allowance for this within the dwelling allocation for our town would I consider be wholly negligent.

The impact upon the services and infrastructure by the scale of developments proposed by a number of the principle contractors within Longridge and upon its borders should be given due consideration to restricting these in both size and to the type of houses required to meet local requirements

I believe as a community we recognise that a degree of new housing is required but that RVBC needs to exercise a degree of empathy when considering the impact such large scale developments and allocated housing units would have upon our community. The development of the existing brown field sites (as advised within the NPPF as being preferable to the destruction of Greenfield and Greenbelt) in and around Longridge as starter homes / retirement / affordable housing would be of real benefit to those who really need to get on the housing ladder as well as improving the aesthetics of the town itself.

I ask that you and the planning committee make their decisions based on a considered and well thought through basis.

Yours faithfully

[REDACTED]

[REDACTED]

[REDACTED]

typed + dated
7/17/14

PRN - 8864

28th June 2014

Ribble Valley Borough Council
Examination Office
Church Walk
Clitheroe
Lancs.
BB7 2RA

[REDACTED]

For the attention of Mrs Michelle Haworth, Core Strategy Programme Officer

Dear Mrs Haworth,

In response to the recent modifications to the RVBC Core Strategy, which, fundamentally I am in agreement with, I wish to bring to your attention one point for consideration in the developments planned for Longridge.

At the point of finalising the overall number of dwellings proposed for Longridge an adjustment of 200 dwellings was proposed, this to be distributed between 9 other identified settlements within the Borough. This number was ratified during December 2011 to account for the planned development of the Ridings Depot site. Since this time subsequent applications have been made including Gladman Developments for an additional 190 units at this site, a recent application has been lodged for 10 further units at the same site as proposed by Sherwood homes, 78 additional dwellings have already been granted permission at Mosses Farm, Whittingham Lane together with the development of 14 units on Inglewhite Road, these being amongst further granted & planned applications to build dwellings bordering Longridge.

I feel strongly that the Longridge adjustment figure requires due consideration in light of the above and, although further afield, (2 miles, with Longridge being the closest town to this site) the 650 units approved for construction at the Whittingham Park site should also form part of this consideration. It is obvious that the overall number of dwellings bordering our town shall be reliant upon the resources and infrastructure of Longridge and that to not make a further allowance for this within the dwelling allocation for our town would I consider be wholly negligent.

The impact upon the services and infrastructure by the scale of developments proposed by a number of the principle contractors within Longridge and upon its borders should be given due consideration to restricting these in both size and to the type of houses required to meet local requirements

I believe as a community we recognise that a degree of new housing is required but that RVBC needs to exercise a degree of empathy when considering the impact such large scale developments and allocated housing units would have upon our community. The development of the existing brown field sites (as advised within the NPPF as being preferable to the destruction of Greenfield and Greenbelt) in and around Longridge as starter homes / retirement / affordable housing would be of real benefit to those who really need to get on the housing ladder as well as improving the aesthetics of the town itself.

I ask that you and the planning committee make their decisions based on a considered and well thought through basis.

Yours faithfully

[REDACTED]

[REDACTED]

28th June 2014

*Copied + added
7/7/14*

PRN-8865

Ribble Valley Borough Council
Examination Office
Church Walk
Clitheroe
Lancs.
BB7 2RA

[REDACTED]
[REDACTED]
[REDACTED]

For the attention of Mrs Michelle Haworth, Core Strategy Programme Officer

Dear Mrs Haworth,

In response to the recent modifications to the RVBC Core Strategy, which, fundamentally I am in agreement with, I wish to bring to your attention one point for consideration in the developments planned for Longridge.

At the point of finalising the overall number of dwellings proposed for Longridge an adjustment of 200 dwellings was proposed, this to be distributed between 9 other identified settlements within the Borough. This number was ratified during December 2011 to account for the planned development of the Ridings Depot site. Since this time subsequent applications have been made including Gladman Developments for an additional 190 units at this site, a recent application has been lodged for 10 further units at the same site as proposed by Sherwood homes, 78 additional dwellings have already been granted permission at Mosses Farm, Whittingham Lane together with the development of 14 units on Inglewhite Road, these being amongst further granted & planned applications to build dwellings bordering Longridge.

I feel strongly that the Longridge adjustment figure requires due consideration in light of the above and, although further afield, (2 miles, with Longridge being the closest town to this site) the 650 units approved for construction at the Whittingham Park site should also form part of this consideration. It is obvious that the overall number of dwellings bordering our town shall be reliant upon the resources and infrastructure of Longridge and that to not make a further allowance for this within the dwelling allocation for our town would I consider be wholly negligent.

The impact upon the services and infrastructure by the scale of developments proposed by a number of the principle contractors within Longridge and upon its borders should be given due consideration to restricting these in both size and to the type of houses required to meet local requirements

I believe as a community we recognise that a degree of new housing is required but that RVBC needs to exercise a degree of empathy when considering the impact such large scale developments and allocated housing units would have upon our community. The development of the existing brown field sites (as advised within the NPPF as being preferable to the destruction of Greenfield and Greenbelt) in and around Longridge as starter homes / retirement / affordable housing would be of real benefit to those who really need to get on the housing ladder as well as improving the aesthetics of the town itself.

I ask that you and the planning committee make their decisions based on a considered and well thought through basis.

Yours faithfully

[REDACTED]
[REDACTED]

equiv added
2/7/14

PRN - 8866

28th June 2014

[Redacted]

Ribble Valley Borough Council
Examination Office
Church Walk
Clitheroe
Lancs.
BB7 2RA

For the attention of Mrs Michelle Haworth, Core Strategy Programme Officer

Dear Mrs Haworth,

In response to the recent modifications to the RVBC Core Strategy, which, fundamentally I am in agreement with, I wish to bring to your attention one point for consideration in the developments planned for Longridge.

At the point of finalising the overall number of dwellings proposed for Longridge an adjustment of 200 dwellings was proposed, this to be distributed between 9 other identified settlements within the Borough. This number was ratified during December 2011 to account for the planned development of the Ridings Depot site. Since this time subsequent applications have been made including Gladman Developments for an additional 190 units at this site, a recent application has been lodged for 10 further units at the same site as proposed by Sherwood homes, 78 additional dwellings have already been granted permission at Mosses Farm, Whittingham Lane together with the development of 14 units on Inglewhite Road, these being amongst further granted & planned applications to build dwellings bordering Longridge.

I feel strongly that the Longridge adjustment figure requires due consideration in light of the above and, although further afield, (2 miles, with Longridge being the closest town to this site) the 650 units approved for construction at the Whittingham Park site should also form part of this consideration. It is obvious that the overall number of dwellings bordering our town shall be reliant upon the resources and infrastructure of Longridge and that to not make a further allowance for this within the dwelling allocation for our town would I consider be wholly negligent.

The impact upon the services and infrastructure by the scale of developments proposed by a number of the principle contractors within Longridge and upon its borders should be given due consideration to restricting these in both size and to the type of houses required to meet local requirements

I believe as a community we recognise that a degree of new housing is required but that RVBC needs to exercise a degree of empathy when considering the impact such large scale developments and allocated housing units would have upon our community. The development of the existing brown field sites (as advised within the NPPF as being preferable to the destruction of Greenfield and Greenbelt) in and around Longridge as starter homes / retirement / affordable housing would be of real benefit to those who really need to get on the housing ladder as well as improving the aesthetics of the town itself.

I ask that you and the planning committee make their decisions based on a considered and well thought through basis.

Yours faithfully

[Redacted]

Speed + ack'd 7/7/14

PRN- 8867

28th June 2014

[Redacted]

Ribble Valley Borough Council
Examination Office
Church Walk
Clitheroe
Lancs.
BB7 2RA

For the attention of Mrs Michelle Haworth, Core Strategy Programme Officer

Dear Mrs Haworth,

In response to the recent modifications to the RVBC Core Strategy, which, fundamentally I am in agreement with, I wish to bring to your attention one point for consideration in the developments planned for Longridge.

At the point of finalising the overall number of dwellings proposed for Longridge an adjustment of 200 dwellings was proposed, this to be distributed between 9 other identified settlements within the Borough. This number was ratified during December 2011 to account for the planned development of the Ridings Depot site. Since this time subsequent applications have been made including Gladman Developments for an additional 190 units at this site, a recent application has been lodged for 10 further units at the same site as proposed by Sherwood homes, 78 additional dwellings have already been granted permission at Mosses Farm, Whittingham Lane together with the development of 14 units on Inglewhite Road, these being amongst further granted & planned applications to build dwellings bordering Longridge.

I feel strongly that the Longridge adjustment figure requires due consideration in light of the above and, although further afield, (2 miles, with Longridge being the closest town to this site) the 650 units approved for construction at the Whittingham Park site should also form part of this consideration. It is obvious that the overall number of dwellings bordering our town shall be reliant upon the resources and infrastructure of Longridge and that to not make a further allowance for this within the dwelling allocation for our town would I consider be wholly negligent.

The impact upon the services and infrastructure by the scale of developments proposed by a number of the principle contractors within Longridge and upon its borders should be given due consideration to restricting these in both size and to the type of houses required to meet local requirements

I believe as a community we recognise that a degree of new housing is required but that RVBC needs to exercise a degree of empathy when considering the impact such large scale developments and allocated housing units would have upon our community. The development of the existing brown field sites (as advised within the NPPF as being preferable to the destruction of Greenfield and Greenbelt) in and around Longridge as starter homes / retirement / affordable housing would be of real benefit to those who really need to get on the housing ladder as well as improving the aesthetics of the town itself.

I ask that you and the planning committee make their decisions based on a considered and well thought through basis.

Yours faithfully,
[Redacted Signature]

speed dated 7/7/14

PRN - 8868

28th June 2014

[REDACTED]

Ribble Valley Borough Council
Examination Office
Church Walk
Clitheroe
Lancs.
BB7 2RA

For the attention of Mrs Michelle Haworth, Core Strategy Programme Officer

Dear Mrs Haworth,

In response to the recent modifications to the RVBC Core Strategy, which, fundamentally I am in agreement with, I wish to bring to your attention one point for consideration in the developments planned for Longridge.

At the point of finalising the overall number of dwellings proposed for Longridge an adjustment of 200 dwellings was proposed, this to be distributed between 9 other identified settlements within the Borough. This number was ratified during December 2011 to account for the planned development of the Ridings Depot site. Since this time subsequent applications have been made including Gladman Developments for an additional 190 units at this site, a recent application has been lodged for 10 further units at the same site as proposed by Sherwood homes, 78 additional dwellings have already been granted permission at Mosses Farm, Whittingham Lane together with the development of 14 units on Inglewhite Road, these being amongst further granted & planned applications to build dwellings bordering Longridge.

I feel strongly that the Longridge adjustment figure requires due consideration in light of the above and, although further afield, (2 miles, with Longridge being the closest town to this site) the 650 units approved for construction at the Whittingham Park site should also form part of this consideration. It is obvious that the overall number of dwellings bordering our town shall be reliant upon the resources and infrastructure of Longridge and that to not make a further allowance for this within the dwelling allocation for our town would I consider be wholly negligent.

The impact upon the services and infrastructure by the scale of developments proposed by a number of the principle contractors within Longridge and upon its borders should be given due consideration to restricting these in both size and to the type of houses required to meet local requirements

I believe as a community we recognise that a degree of new housing is required but that RVBC needs to exercise a degree of empathy when considering the impact such large scale developments and allocated housing units would have upon our community. The development of the existing brown field sites (as advised within the NPPF as being preferable to the destruction of Greenfield and Greenbelt) in and around Longridge as starter homes / retirement / affordable housing would be of real benefit to those who really need to get on the housing ladder as well as improving the aesthetics of the town itself.

I ask that you and the planning committee make their decisions based on a considered and well thought through basis.

Yours faithfully

[REDACTED]

[REDACTED]

copyd 7/7/14
+ added

PRN - 8869

28th June 2014

[Redacted]

Ribble Valley Borough Council
Examination Office
Church Walk
Clitheroe
Lancs.
BB7 2RA

For the attention of Mrs Michelle Haworth, Core Strategy Programme Officer

Dear Mrs Haworth,

In response to the recent modifications to the RVBC Core Strategy, which, fundamentally I am in agreement with, I wish to bring to your attention one point for consideration in the developments planned for Longridge.

At the point of finalising the overall number of dwellings proposed for Longridge an adjustment of 200 dwellings was proposed, this to be distributed between 9 other identified settlements within the Borough. This number was ratified during December 2011 to account for the planned development of the Ridings Depot site. Since this time subsequent applications have been made including Gladman Developments for an additional 190 units at this site, a recent application has been lodged for 10 further units at the same site as proposed by Sherwood homes, 78 additional dwellings have already been granted permission at Mosses Farm, Whittingham Lane together with the development of 14 units on Inglewhite Road, these being amongst further granted & planned applications to build dwellings bordering Longridge.

I feel strongly that the Longridge adjustment figure requires due consideration in light of the above and, although further afield, (2 miles, with Longridge being the closest town to this site) the 650 units approved for construction at the Whittingham Park site should also form part of this consideration. It is obvious that the overall number of dwellings bordering our town shall be reliant upon the resources and infrastructure of Longridge and that to not make a further allowance for this within the dwelling allocation for our town would I consider be wholly negligent.

The impact upon the services and infrastructure by the scale of developments proposed by a number of the principle contractors within Longridge and upon its borders should be given due consideration to restricting these in both size and to the type of houses required to meet local requirements

I believe as a community we recognise that a degree of new housing is required but that RVBC needs to exercise a degree of empathy when considering the impact such large scale developments and allocated housing units would have upon our community. The development of the existing brown field sites (as advised within the NPPF as being preferable to the destruction of Greenfield and Greenbelt) in and around Longridge as starter homes / retirement / affordable housing would be of real benefit to those who really need to get on the housing ladder as well as improving the aesthetics of the town itself.

I ask that you and the planning committee make their decisions based on a considered and well thought through basis.

Yours faithfully

[Redacted]

28th June 2014

*copied + added
7/7/14*

PRN - 8870

Ribble Valley Borough Council
Examination Office
Church Walk
Clitheroe
Lancs.
BB7 2RA

For the attention of Mrs Michelle Haworth, Core Strategy Programme Officer

Dear Mrs Haworth,

In response to the recent modifications to the RVBC Core Strategy, which, fundamentally I am in agreement with, I wish to bring to your attention one point for consideration in the developments planned for Longridge.

At the point of finalising the overall number of dwellings proposed for Longridge an adjustment of 200 dwellings was proposed, this to be distributed between 9 other identified settlements within the Borough. This number was ratified during December 2011 to account for the planned development of the Ridings Depot site. Since this time subsequent applications have been made including Gladman Developments for an additional 190 units at this site, a recent application has been lodged for 10 further units at the same site as proposed by Sherwood homes, 78 additional dwellings have already been granted permission at Mosses Farm, Whittingham Lane together with the development of 14 units on Inglewhite Road, these being amongst further granted & planned applications to build dwellings bordering Longridge.

I feel strongly that the Longridge adjustment figure requires due consideration in light of the above and, although further afield, (2 miles, with Longridge being the closest town to this site) the 650 units approved for construction at the Whittingham Park site should also form part of this consideration. It is obvious that the overall number of dwellings bordering our town shall be reliant upon the resources and infrastructure of Longridge and that to not make a further allowance for this within the dwelling allocation for our town would I consider be wholly negligent.

The impact upon the services and infrastructure by the scale of developments proposed by a number of the principle contractors within Longridge and upon its borders should be given due consideration to restricting these in both size and to the type of houses required to meet local requirements.

I believe as a community we recognise that a degree of new housing is required but that RVBC needs to exercise a degree of empathy when considering the impact such large scale developments and allocated housing units would have upon our community. The development of the existing brown field sites (as advised within the NPPF as being preferable to the destruction of Greenfield and Greenbelt) in and around Longridge as starter homes / retirement / affordable housing would be of real benefit to those who really need to get on the housing ladder as well as improving the aesthetics of the town itself.

I ask that you and the planning committee make their decisions based on a considered and well thought through basis.

Yours faithfully


 
N/



Cyril +udid 7/7/14

PRN - 8871

28th June 2014

Ribble Valley Borough Council
Examination Office
Church Walk
Clitheroe
Lancs.
BB7 2RA

[REDACTED]

For the attention of Mrs Michelle Haworth, Core Strategy Programme Officer

Dear Mrs Haworth,

In response to the recent modifications to the RVBC Core Strategy, which, fundamentally I am in agreement with, I wish to bring to your attention one point for consideration in the developments planned for Longridge.

At the point of finalising the overall number of dwellings proposed for Longridge an adjustment of 200 dwellings was proposed, this to be distributed between 9 other identified settlements within the Borough. This number was ratified during December 2011 to account for the planned development of the Ridings Depot site. Since this time subsequent applications have been made including Gladman Developments for an additional 190 units at this site, a recent application has been lodged for 10 further units at the same site as proposed by Sherwood homes, 78 additional dwellings have already been granted permission at Mosses Farm, Whittingham Lane together with the development of 14 units on Inglewhite Road, these being amongst further granted & planned applications to build dwellings bordering Longridge.

I feel strongly that the Longridge adjustment figure requires due consideration in light of the above and, although further afield, (2 miles, with Longridge being the closest town to this site) the 650 units approved for construction at the Whittingham Park site should also form part of this consideration. It is obvious that the overall number of dwellings bordering our town shall be reliant upon the resources and infrastructure of Longridge and that to not make a further allowance for this within the dwelling allocation for our town would I consider be wholly negligent.

The impact upon the services and infrastructure by the scale of developments proposed by a number of the principle contractors within Longridge and upon its borders should be given due consideration to restricting these in both size and to the type of houses required to meet local requirements.

I believe as a community we recognise that a degree of new housing is required but that RVBC needs to exercise a degree of empathy when considering the impact such large scale developments and allocated housing units would have upon our community. The development of the existing brown field sites (as advised within the NPPF as being preferable to the destruction of Greenfield and Greenbelt) in and around Longridge as starter homes / retirement / affordable housing would be of real benefit to those who really need to get on the housing ladder as well as improving the aesthetics of the town itself.

I ask that you and the planning committee make their decisions based on a considered and well thought through basis.

Yours faithfully

[REDACTED]

[REDACTED]

copied + added 9/7/14

PRN-8872

28th June 2014

[REDACTED]

Ribble Valley Borough Council
Examination Office
Church Walk
Clitheroe
Lancs.
BB7 2RA

For the attention of Mrs Michelle Haworth, Core Strategy Programme Officer

Dear Mrs Haworth,

In response to the recent modifications to the RVBC Core Strategy, which, fundamentally I am in agreement with, I wish to bring to your attention one point for consideration in the developments planned for Longridge.

At the point of finalising the overall number of dwellings proposed for Longridge an adjustment of 200 dwellings was proposed, this to be distributed between 9 other identified settlements within the Borough. This number was ratified during December 2011 to account for the planned development of the Ridings Depot site. Since this time subsequent applications have been made including Gladman Developments for an additional 190 units at this site, a recent application has been lodged for 10 further units at the same site as proposed by Sherwood homes, 78 additional dwellings have already been granted permission at Mosses Farm, Whittingham Lane together with the development of 14 units on Inglewhite Road, these being amongst further granted & planned applications to build dwellings bordering Longridge.

I feel strongly that the Longridge adjustment figure requires due consideration in light of the above and, although further afield, (2 miles, with Longridge being the closest town to this site) the 650 units approved for construction at the Whittingham Park site should also form part of this consideration. It is obvious that the overall number of dwellings bordering our town shall be reliant upon the resources and infrastructure of Longridge and that to not make a further allowance for this within the dwelling allocation for our town would I consider be wholly negligent.

The impact upon the services and infrastructure by the scale of developments proposed by a number of the principle contractors within Longridge and upon its borders should be given due consideration to restricting these in both size and to the type of houses required to meet local requirements

I believe as a community we recognise that a degree of new housing is required but that RVBC needs to exercise a degree of empathy when considering the impact such large scale developments and allocated housing units would have upon our community. The development of the existing brown field sites (as advised within the NPPF as being preferable to the destruction of Greenfield and Greenbelt) in and around Longridge as starter homes / retirement / affordable housing would be of real benefit to those who really need to get on the housing ladder as well as improving the aesthetics of the town itself.

I ask that you and the planning committee make their decisions based on a considered and well thought through basis.

Yours faithfully

[REDACTED]

N

[REDACTED]

signed + dated 7/7/14

ARN-8873

28th June 2014

Ribble Valley Borough Council
Examination Office
Church Walk
Clitheroe
Lancs.
BB7 2RA

[REDACTED]
[REDACTED]
[REDACTED]

For the attention of Mrs Michelle Haworth, Core Strategy Programme Officer

Dear Mrs Haworth,

In response to the recent modifications to the RVBC Core Strategy, which, fundamentally I am in agreement with, I wish to bring to your attention one point for consideration in the developments planned for Longridge.

At the point of finalising the overall number of dwellings proposed for Longridge an adjustment of 200 dwellings was proposed, this to be distributed between 9 other identified settlements within the Borough. This number was ratified during December 2011 to account for the planned development of the Ridings Depot site. Since this time subsequent applications have been made including Gladman Developments for an additional 190 units at this site, a recent application has been lodged for 10 further units at the same site as proposed by Sherwood homes, 78 additional dwellings have already been granted permission at Mosses Farm, Whittingham Lane together with the development of 14 units on Inglewhite Road, these being amongst further granted & planned applications to build dwellings bordering Longridge.

I feel strongly that the Longridge adjustment figure requires due consideration in light of the above and, although further afield, (2 miles, with Longridge being the closest town to this site) the 650 units approved for construction at the Whittingham Park site should also form part of this consideration. It is obvious that the overall number of dwellings bordering our town shall be reliant upon the resources and infrastructure of Longridge and that to not make a further allowance for this within the dwelling allocation for our town would I consider be wholly negligent.

The impact upon the services and infrastructure by the scale of developments proposed by a number of the principle contractors within Longridge and upon its borders should be given due consideration to restricting these in both size and to the type of houses required to meet local requirements

I believe as a community we recognise that a degree of new housing is required but that RVBC needs to exercise a degree of empathy when considering the impact such large scale developments and allocated housing units would have upon our community. The development of the existing brown field sites (as advised within the NPPF as being preferable to the destruction of Greenfield and Greenbelt) in and around Longridge as starter homes / retirement / affordable housing would be of real benefit to those who really need to get on the housing ladder as well as improving the aesthetics of the town itself.

I ask that you and the planning committee make their decisions based on a considered and well thought through basis.

Yours faithfully
[REDACTED]
[REDACTED]

copy of advice 7/7/14

PRN. - 8874

28th June 2014

Ribble Valley Borough Council
Examination Office
Church Walk
Clitheroe
Lancs.
BB7 2RA

[REDACTED]

For the attention of Mrs Michelle Haworth, Core Strategy Programme Officer

Dear Mrs Haworth,

In response to the recent modifications to the RVBC Core Strategy, which, fundamentally I am in agreement with, I wish to bring to your attention one point for consideration in the developments planned for Longridge.

At the point of finalising the overall number of dwellings proposed for Longridge an adjustment of 200 dwellings was proposed, this to be distributed between 9 other identified settlements within the Borough. This number was ratified during December 2011 to account for the planned development of the Ridings Depot site. Since this time subsequent applications have been made including Gladman Developments for an additional 190 units at this site, a recent application has been lodged for 10 further units at the same site as proposed by Sherwood homes, 78 additional dwellings have already been granted permission at Mosses Farm, Whittingham Lane together with the development of 14 units on Inglewhite Road, these being amongst further granted & planned applications to build dwellings bordering Longridge.

I feel strongly that the Longridge adjustment figure requires due consideration in light of the above and, although further afield, (2 miles, with Longridge being the closest town to this site) the 650 units approved for construction at the Whittingham Park site should also form part of this consideration. It is obvious that the overall number of dwellings bordering our town shall be reliant upon the resources and infrastructure of Longridge and that to not make a further allowance for this within the dwelling allocation for our town would I consider be wholly negligent.

The impact upon the services and infrastructure by the scale of developments proposed by a number of the principle contractors within Longridge and upon its borders should be given due consideration to restricting these in both size and to the type of houses required to meet local requirements

I believe as a community we recognise that a degree of new housing is required but that RVBC needs to exercise a degree of empathy when considering the impact such large scale developments and allocated housing units would have upon our community. The development of the existing brown field sites (as advised within the NPPF as being preferable to the destruction of Greenfield and Greenbelt) in and around Longridge as starter homes / retirement / affordable housing would be of real benefit to those who really need to get on the housing ladder as well as improving the aesthetics of the town itself.

I ask that you and the planning committee make their decisions based on a considered and well thought through basis.


Yours faithfully

[REDACTED]

copied 7/2/14

PRN-8875.

28th June 2014



Ribble Valley Borough Council
Examination Office
Church Walk
Clitheroe
Lancs.
BB7 2RA

For the attention of Mrs Michelle Haworth, Core Strategy Programme Officer

Dear Mrs Haworth,

In response to the recent modifications to the RVBC Core Strategy, which, fundamentally I am in agreement with, I wish to bring to your attention one point for consideration in the developments planned for Longridge.

At the point of finalising the overall number of dwellings proposed for Longridge an adjustment of 200 dwellings was proposed, this to be distributed between 9 other identified settlements within the Borough. This number was ratified during December 2011 to account for the planned development of the Ridings Depot site. Since this time subsequent applications have been made including Gladman Developments for an additional 190 units at this site, a recent application has been lodged for 10 further units at the same site as proposed by Sherwood homes, 78 additional dwellings have already been granted permission at Mosses Farm, Whittingham Lane together with the development of 14 units on Inglewhite Road, these being amongst further granted & planned applications to build dwellings bordering Longridge.

I feel strongly that the Longridge adjustment figure requires due consideration in light of the above and, although further afield, (2 miles, with Longridge being the closest town to this site) the 650 units approved for construction at the Whittingham Park site should also form part of this consideration. It is obvious that the overall number of dwellings bordering our town shall be reliant upon the resources and infrastructure of Longridge and that to not make a further allowance for this within the dwelling allocation for our town would I consider be wholly negligent.

The impact upon the services and infrastructure by the scale of developments proposed by a number of the principle contractors within Longridge and upon its borders should be given due consideration to restricting these in both size and to the type of houses required to meet local requirements

I believe as a community we recognise that a degree of new housing is required but that RVBC needs to exercise a degree of empathy when considering the impact such large scale developments and allocated housing units would have upon our community. The development of the existing brown field sites (as advised within the NPPF as being preferable to the destruction of Greenfield and Greenbelt) in and around Longridge as starter homes / retirement / affordable housing would be of real benefit to those who really need to get on the housing ladder as well as improving the aesthetics of the town itself.

I ask that you and the planning committee make their decisions based on a considered and well thought through basis.

Yours faithfully

20 June 7/7/14

PRN - 887b

28th June 2014

no address for post

Ribble Valley Borough Council
Examination Office
Church Walk
Clitheroe
Lancs.
BB7 2RA

For the attention of Mrs Michelle Haworth, Core Strategy Programme Officer

Dear Mrs Haworth,

In response to the recent modifications to the RVBC Core Strategy, which, fundamentally I am in agreement with, I wish to bring to your attention one point for consideration in the developments planned for Longridge.

At the point of finalising the overall number of dwellings proposed for Longridge an adjustment of 200 dwellings was proposed, this to be distributed between 9 other identified settlements within the Borough. This number was ratified during December 2011 to account for the planned development of the Ridings Depot site. Since this time subsequent applications have been made including Gladman Developments for an additional 190 units at this site, a recent application has been lodged for 10 further units at the same site as proposed by Sherwood homes, 78 additional dwellings have already been granted permission at Mosses Farm, Whittingham Lane together with the development of 14 units on Inglewhite Road, these being amongst further granted & planned applications to build dwellings bordering Longridge.

I feel strongly that the Longridge adjustment figure requires due consideration in light of the above and, although further afield, (2 miles, with Longridge being the closest town to this site) the 650 units approved for construction at the Whittingham Park site should also form part of this consideration. It is obvious that the overall number of dwellings bordering our town shall be reliant upon the resources and infrastructure of Longridge and that to not make a further allowance for this within the dwelling allocation for our town would I consider be wholly negligent.

The impact upon the services and infrastructure by the scale of developments proposed by a number of the principle contractors within Longridge and upon its borders should be given due consideration to restricting these in both size and to the type of houses required to meet local requirements

I believe as a community we recognise that a degree of new housing is required but that RVBC needs to exercise a degree of empathy when considering the impact such large scale developments and allocated housing units would have upon our community. The development of the existing brown field sites (as advised within the NPPF as being preferable to the destruction of Greenfield and Greenbelt) in and around Longridge as starter homes / retirement / affordable housing would be of real benefit to those who really need to get on the housing ladder as well as improving the aesthetics of the town itself.

I ask that you and the planning committee make their decisions based on a considered and well thought through basis.


Yours faithfully

[Redacted signature]

Ne

[Redacted signature]

28th June 2014



agreed 7/7/14

PRN - 8877

Ribble Valley Borough Council
Examination Office
Church Walk
Clitheroe
Lancs.
BB7 2RA

For the attention of Mrs Michelle Haworth, Core Strategy Programme Officer

Dear Mrs Haworth,

In response to the recent modifications to the RVBC Core Strategy, which, fundamentally I am in agreement with, I wish to bring to your attention one point for consideration in the developments planned for Longridge.

At the point of finalising the overall number of dwellings proposed for Longridge an adjustment of 200 dwellings was proposed, this to be distributed between 9 other identified settlements within the Borough. This number was ratified during December 2011 to account for the planned development of the Ridings Depot site. Since this time subsequent applications have been made including Gladman Developments for an additional 190 units at this site, a recent application has been lodged for 10 further units at the same site as proposed by Sherwood homes, 78 additional dwellings have already been granted permission at Mosses Farm, Whittingham Lane together with the development of 14 units on Inglewhite Road, these being amongst further granted & planned applications to build dwellings bordering Longridge.

I feel strongly that the Longridge adjustment figure requires due consideration in light of the above and, although further afield, (2 miles, with Longridge being the closest town to this site) the 650 units approved for construction at the Whittingham Park site should also form part of this consideration. It is obvious that the overall number of dwellings bordering our town shall be reliant upon the resources and infrastructure of Longridge and that to not make a further allowance for this within the dwelling allocation for our town would I consider be wholly negligent.

The impact upon the services and infrastructure by the scale of developments proposed by a number of the principle contractors within Longridge and upon its borders should be given due consideration to restricting these in both size and to the type of houses required to meet local requirements

I believe as a community we recognise that a degree of new housing is required but that RVBC needs to exercise a degree of empathy when considering the impact such large scale developments and allocated housing units would have upon our community. The development of the existing brown field sites (as advised within the NPPF as being preferable to the destruction of Greenfield and Greenbelt) in and around Longridge as starter homes / retirement / affordable housing would be of real benefit to those who really need to get on the housing ladder as well as improving the aesthetics of the town itself.

I ask that you and the planning committee make their decisions based on a considered and well thought through basis.

Yours faithfully

copied 7/7/14

PNV - 8878

28th June 2014

no address for audit

Ribble Valley Borough Council
Examination Office
Church Walk
Clitheroe
Lancs.
BB7 2RA

For the attention of Mrs Michelle Haworth, Core Strategy Programme Officer

Dear Mrs Haworth,

In response to the recent modifications to the RVBC Core Strategy, which, fundamentally I am in agreement with, I wish to bring to your attention one point for consideration in the developments planned for Longridge.

At the point of finalising the overall number of dwellings proposed for Longridge an adjustment of 200 dwellings was proposed, this to be distributed between 9 other identified settlements within the Borough. This number was ratified during December 2011 to account for the planned development of the Ridings Depot site. Since this time subsequent applications have been made including Gladman Developments for an additional 190 units at this site, a recent application has been lodged for 10 further units at the same site as proposed by Sherwood homes, 78 additional dwellings have already been granted permission at Mosses Farm, Whittingham Lane together with the development of 14 units on Inglewhite Road, these being amongst further granted & planned applications to build dwellings bordering Longridge.

I feel strongly that the Longridge adjustment figure requires due consideration in light of the above and, although further afield, (2 miles, with Longridge being the closest town to this site) the 650 units approved for construction at the Whittingham Park site should also form part of this consideration. It is obvious that the overall number of dwellings bordering our town shall be reliant upon the resources and infrastructure of Longridge and that to not make a further allowance for this within the dwelling allocation for our town would I consider be wholly negligent.

The impact upon the services and infrastructure by the scale of developments proposed by a number of the principle contractors within Longridge and upon its borders should be given due consideration to restricting these in both size and to the type of houses required to meet local requirements

I believe as a community we recognise that a degree of new housing is required but that RVBC needs to exercise a degree of empathy when considering the impact such large scale developments and allocated housing units would have upon our community. The development of the existing brown field sites (as advised within the NPPF as being preferable to the destruction of Greenfield and Greenbelt) in and around Longridge as starter homes / retirement / affordable housing would be of real benefit to those who really need to get on the housing ladder as well as improving the aesthetics of the town itself.

I ask that you and the planning committee make their decisions based on a considered and well thought through basis.

Yours faithfully


Na


*Equid 7 added
9/7/14*

PAN-8879

28th June 2014.



Ribble Valley Borough Council
Examination Office
Church Walk
Clitheroe
Lancs.
BB7 2RA

For the attention of Mrs Michelle Haworth, Core Strategy Programme Officer

Dear Mrs Haworth,

In response to the recent modifications to the RVBC Core Strategy, which, fundamentally I am in agreement with, I wish to bring to your attention one point for consideration in the developments planned for Longridge.

At the point of finalising the overall number of dwellings proposed for Longridge an adjustment of 200 dwellings was proposed, this to be distributed between 9 other identified settlements within the Borough. This number was ratified during December 2011 to account for the planned development of the Ridings Depot site. Since this time subsequent applications have been made including Gladman Developments for an additional 190 units at this site, a recent application has been lodged for 10 further units at the same site as proposed by Sherwood homes, 78 additional dwellings have already been granted permission at Mosses Farm, Whittingham Lane together with the development of 14 units on Inglewhite Road, these being amongst further granted & planned applications to build dwellings bordering Longridge.

I feel strongly that the Longridge adjustment figure requires due consideration in light of the above and, although further afield, (2 miles, with Longridge being the closest town to this site) the 650 units approved for construction at the Whittingham Park site should also form part of this consideration. It is obvious that the overall number of dwellings bordering our town shall be reliant upon the resources and infrastructure of Longridge and that to not make a further allowance for this within the dwelling allocation for our town would I consider be wholly negligent.

The impact upon the services and infrastructure by the scale of developments proposed by a number of the principle contractors within Longridge and upon its borders should be given due consideration to restricting these in both size and to the type of houses required to meet local requirements

I believe as a community we recognise that a degree of new housing is required but that RVBC needs to exercise a degree of empathy when considering the impact such large scale developments and allocated housing units would have upon our community. The development of the existing brown field sites (as advised within the NPPF as being preferable to the destruction of Greenfield and Greenbelt) in and around Longridge as starter homes / retirement / affordable housing would be of real benefit to those who really need to get on the housing ladder as well as improving the aesthetics of the town itself.

I ask that you and the planning committee make their decisions based on a considered and well thought through basis.

Yours faithfully

The signature area is redacted with two thick black horizontal bars, completely obscuring the name and any handwritten notes.

will be copied 7/7/14

PRW 8880

28th June 2014

Ribble Valley Borough Council
Examination Office
Church Walk
Clitheroe
Lancs.
BB7 2RA

[REDACTED]

For the attention of Mrs Michelle Haworth, Core Strategy Programme Officer

Dear Mrs Haworth,

In response to the recent modifications to the RVBC Core Strategy, which, fundamentally I am in agreement with, I wish to bring to your attention one point for consideration in the developments planned for Longridge.

At the point of finalising the overall number of dwellings proposed for Longridge an adjustment of 200 dwellings was proposed, this to be distributed between 9 other identified settlements within the Borough. This number was ratified during December 2011 to account for the planned development of the Ridings Depot site. Since this time subsequent applications have been made including Gladman Developments for an additional 190 units at this site, a recent application has been lodged for 10 further units at the same site as proposed by Sherwood homes, 78 additional dwellings have already been granted permission at Mosses Farm, Whittingham Lane together with the development of 14 units on Inglewhite Road, these being amongst further granted & planned applications to build dwellings bordering Longridge.

I feel strongly that the Longridge adjustment figure requires due consideration in light of the above and, although further afield, (2 miles, with Longridge being the closest town to this site) the 650 units approved for construction at the Whittingham Park site should also form part of this consideration. It is obvious that the overall number of dwellings bordering our town shall be reliant upon the resources and infrastructure of Longridge and that to not make a further allowance for this within the dwelling allocation for our town would I consider be wholly negligent.

The impact upon the services and infrastructure by the scale of developments proposed by a number of the principle contractors within Longridge and upon its borders should be given due consideration to restricting these in both size and to the type of houses required to meet local requirements

I believe as a community we recognise that a degree of new housing is required but that RVBC needs to exercise a degree of empathy when considering the impact such large scale developments and allocated housing units would have upon our community. The development of the existing brown field sites (as advised within the NPPF as being preferable to the destruction of Greenfield and Greenbelt) in and around Longridge as starter homes / retirement / affordable housing would be of real benefit to those who really need to get on the housing ladder as well as improving the aesthetics of the town itself.

I ask that you and the planning committee make their decisions based on a considered and well thought through basis.

Yours faithfully

[REDACTED]

[REDACTED]

[REDACTED]

ack'd & copied 7.7.14

PAN 8881

28th June 2014

Ribble Valley Borough Council
Examination Office
Church Walk
Clitheroe
Lancs.
BB7 2RA

For the attention of Mrs Michelle Haworth, Core Strategy Programme Officer

Dear Mrs Haworth,

In response to the recent modifications to the RVBC Core Strategy, which, fundamentally I am in agreement with, I wish to bring to your attention one point for consideration in the developments planned for Longridge.

At the point of finalising the overall number of dwellings proposed for Longridge an adjustment of 200 dwellings was proposed, this to be distributed between 9 other identified settlements within the Borough. This number was ratified during December 2011 to account for the planned development of the Ridings Depot site. Since this time subsequent applications have been made including Gladman Developments for an additional 190 units at this site, a recent application has been lodged for 10 further units at the same site as proposed by Sherwood homes, 78 additional dwellings have already been granted permission at Mosses Farm, Whittingham Lane together with the development of 14 units on Inglewhite Road, these being amongst further granted & planned applications to build dwellings bordering Longridge.

I feel strongly that the Longridge adjustment figure requires due consideration in light of the above and, although further afield, (2 miles, with Longridge being the closest town to this site) the 650 units approved for construction at the Whittingham Park site should also form part of this consideration. It is obvious that the overall number of dwellings bordering our town shall be reliant upon the resources and infrastructure of Longridge and that to not make a further allowance for this within the dwelling allocation for our town would I consider be wholly negligent.

The impact upon the services and infrastructure by the scale of developments proposed by a number of the principle contractors within Longridge and upon its borders should be given due consideration to restricting these in both size and to the type of houses required to meet local requirements

I believe as a community we recognise that a degree of new housing is required but that RVBC needs to exercise a degree of empathy when considering the impact such large scale developments and allocated housing units would have upon our community. The development of the existing brown field sites (as advised within the NPPF as being preferable to the destruction of Greenfield and Greenbelt) in and around Longridge as starter homes / retirement / affordable housing would be of real benefit to those who really need to get on the housing ladder as well as improving the aesthetics of the town itself.

I ask that you and the planning committee make their decisions based on a considered and well thought through basis.

Yours faithfully

Ni



28th June 2014

Not ack'd
incomplete address
rec'd 7.7.14

PLN 8882

Ribble Valley Borough Council
Examination Office
Church Walk
Clitheroe
Lancs.
BB7 2RA

For the attention of Mrs Michelle Haworth, Core Strategy Programme Officer

Dear Mrs Haworth,

In response to the recent modifications to the RVBC Core Strategy, which, fundamentally I am in agreement with, I wish to bring to your attention one point for consideration in the developments planned for Longridge.

At the point of finalising the overall number of dwellings proposed for Longridge an adjustment of 200 dwellings was proposed, this to be distributed between 9 other identified settlements within the Borough. This number was ratified during December 2011 to account for the planned development of the Ridings Depot site. Since this time subsequent applications have been made including Gladman Developments for an additional 190 units at this site, a recent application has been lodged for 10 further units at the same site as proposed by Sherwood homes, 78 additional dwellings have already been granted permission at Mosses Farm, Whittingham Lane together with the development of 14 units on Inglewhite Road, these being amongst further granted & planned applications to build dwellings bordering Longridge.

I feel strongly that the Longridge adjustment figure requires due consideration in light of the above and, although further afield, (2 miles, with Longridge being the closest town to this site) the 650 units approved for construction at the Whittingham Park site should also form part of this consideration. It is obvious that the overall number of dwellings bordering our town shall be reliant upon the resources and infrastructure of Longridge and that to not make a further allowance for this within the dwelling allocation for our town would I consider be wholly negligent.

The impact upon the services and infrastructure by the scale of developments proposed by a number of the principle contractors within Longridge and upon its borders should be given due consideration to restricting these in both size and to the type of houses required to meet local requirements

I believe as a community we recognise that a degree of new housing is required but that RVBC needs to exercise a degree of empathy when considering the impact such large scale developments and allocated housing units would have upon our community. The development of the existing brown field sites (as advised within the NPPF as being preferable to the destruction of Greenfield and Greenbelt) in and around Longridge as starter homes / retirement / affordable housing would be of real benefit to those who really need to get on the housing ladder as well as improving the aesthetics of the town itself.

I ask that you and the planning committee make their decisions based on a considered and well thought through basis.

Yours faithfully

[Redacted signature area]

ack'd & copied 7.7.14

PRN 8883

28th June 2014

Ribble Valley Borough Council
Examination Office
Church Walk
Clitheroe
Lancs.
BB7 2RA

[REDACTED]

For the attention of Mrs Michelle Haworth, Core Strategy Programme Officer

Dear Mrs Haworth,

In response to the recent modifications to the RVBC Core Strategy, which, fundamentally I am in agreement with, I wish to bring to your attention one point for consideration in the developments planned for Longridge.

At the point of finalising the overall number of dwellings proposed for Longridge an adjustment of 200 dwellings was proposed, this to be distributed between 9 other identified settlements within the Borough. This number was ratified during December 2011 to account for the planned development of the Ridings Depot site. Since this time subsequent applications have been made including Gladman Developments for an additional 190 units at this site, a recent application has been lodged for 10 further units at the same site as proposed by Sherwood homes, 78 additional dwellings have already been granted permission at Mosses Farm, Whittingham Lane together with the development of 14 units on Inglewhite Road, these being amongst further granted & planned applications to build dwellings bordering Longridge.

I feel strongly that the Longridge adjustment figure requires due consideration in light of the above and, although further afield, (2 miles, with Longridge being the closest town to this site) the 650 units approved for construction at the Whittingham Park site should also form part of this consideration. It is obvious that the overall number of dwellings bordering our town shall be reliant upon the resources and infrastructure of Longridge and that to not make a further allowance for this within the dwelling allocation for our town would I consider be wholly negligent.

The impact upon the services and infrastructure by the scale of developments proposed by a number of the principle contractors within Longridge and upon its borders should be given due consideration to restricting these in both size and to the type of houses required to meet local requirements

I believe as a community we recognise that a degree of new housing is required but that RVBC needs to exercise a degree of empathy when considering the impact such large scale developments and allocated housing units would have upon our community. The development of the existing brown field sites (as advised within the NPPF as being preferable to the destruction of Greenfield and Greenbelt) in and around Longridge as starter homes / retirement / affordable housing would be of real benefit to those who really need to get on the housing ladder as well as improving the aesthetics of the town itself.

I ask that you and the planning committee make their decisions based on a considered and well thought through basis.

Yours faithfully

[REDACTED]

copied & ack'd 7-7-14

PRN 8884

28th June 2014

Ribble Valley Borough Council
Examination Office
Church Walk
Clitheroe
Lancs.
BB7 2RA

[REDACTED]

For the attention of Mrs Michelle Haworth, Core Strategy Programme Officer

Dear Mrs Haworth,

In response to the recent modifications to the RVBC Core Strategy, which, fundamentally I am in agreement with, I wish to bring to your attention one point for consideration in the developments planned for Longridge.

At the point of finalising the overall number of dwellings proposed for Longridge an adjustment of 200 dwellings was proposed, this to be distributed between 9 other identified settlements within the Borough. This number was ratified during December 2011 to account for the planned development of the Ridings Depot site. Since this time subsequent applications have been made including Gladman Developments for an additional 190 units at this site, a recent application has been lodged for 10 further units at the same site as proposed by Sherwood homes, 78 additional dwellings have already been granted permission at Mosses Farm, Whittingham Lane together with the development of 14 units on Inglewhite Road, these being amongst further granted & planned applications to build dwellings bordering Longridge.

I feel strongly that the Longridge adjustment figure requires due consideration in light of the above and, although further afield, (2 miles, with Longridge being the closest town to this site) the 650 units approved for construction at the Whittingham Park site should also form part of this consideration. It is obvious that the overall number of dwellings bordering our town shall be reliant upon the resources and infrastructure of Longridge and that to not make a further allowance for this within the dwelling allocation for our town would I consider be wholly negligent.

The impact upon the services and infrastructure by the scale of developments proposed by a number of the principle contractors within Longridge and upon its borders should be given due consideration to restricting these in both size and to the type of houses required to meet local requirements

I believe as a community we recognise that a degree of new housing is required but that RVBC needs to exercise a degree of empathy when considering the impact such large scale developments and allocated housing units would have upon our community. The development of the existing brown field sites (as advised within the NPPF as being preferable to the destruction of Greenfield and Greenbelt) in and around Longridge as starter homes / retirement / affordable housing would be of real benefit to those who really need to get on the housing ladder as well as improving the aesthetics of the town itself.

I ask that you and the planning committee make their decisions based on a considered and well thought through basis.

Yours faithfully

[REDACTED]

[REDACTED]

copied and ack'd 7-7-14

PRN 8885

28th June 2014

Ribble Valley Borough Council
Examination Office
Church Walk
Clitheroe
Lancs.
BB7 2RA

[REDACTED]

For the attention of Mrs Michelle Haworth, Core Strategy Programme Officer

Dear Mrs Haworth,

In response to the recent modifications to the RVBC Core Strategy, which, fundamentally I am in agreement with, I wish to bring to your attention one point for consideration in the developments planned for Longridge.

At the point of finalising the overall number of dwellings proposed for Longridge an adjustment of 200 dwellings was proposed, this to be distributed between 9 other identified settlements within the Borough. This number was ratified during December 2011 to account for the planned development of the Ridings Depot site. Since this time subsequent applications have been made including Gladman Developments for an additional 190 units at this site, a recent application has been lodged for 10 further units at the same site as proposed by Sherwood homes, 78 additional dwellings have already been granted permission at Mosses Farm, Whittingham Lane together with the development of 14 units on Inglewhite Road, these being amongst further granted & planned applications to build dwellings bordering Longridge.

I feel strongly that the Longridge adjustment figure requires due consideration in light of the above and, although further afield, (2 miles, with Longridge being the closest town to this site) the 650 units approved for construction at the Whittingham Park site should also form part of this consideration. It is obvious that the overall number of dwellings bordering our town shall be reliant upon the resources and infrastructure of Longridge and that to not make a further allowance for this within the dwelling allocation for our town would I consider be wholly negligent.

The impact upon the services and infrastructure by the scale of developments proposed by a number of the principle contractors within Longridge and upon its borders should be given due consideration to restricting these in both size and to the type of houses required to meet local requirements

I believe as a community we recognise that a degree of new housing is required but that RVBC needs to exercise a degree of empathy when considering the impact such large scale developments and allocated housing units would have upon our community. The development of the existing brown field sites (as advised within the NPPF as being preferable to the destruction of Greenfield and Greenbelt) in and around Longridge as starter homes / retirement / affordable housing would be of real benefit to those who really need to get on the housing ladder as well as improving the aesthetics of the town itself.

I ask that you and the planning committee make their decisions based on a considered and well thought through basis.

Yours faithfully

[REDACTED]

[REDACTED]

ack'd & copied 7-7-14

PRN 8886

28th June 2014

Ribble Valley Borough Council
Examination Office
Church Walk
Clitheroe
Lancs.
BB7 2RA

[REDACTED]

For the attention of Mrs Michelle Haworth, Core Strategy Programme Officer

Dear Mrs Haworth,

In response to the recent modifications to the RVBC Core Strategy, which, fundamentally I am in agreement with, I wish to bring to your attention one point for consideration in the developments planned for Longridge.

At the point of finalising the overall number of dwellings proposed for Longridge an adjustment of 200 dwellings was proposed, this to be distributed between 9 other identified settlements within the Borough. This number was ratified during December 2011 to account for the planned development of the Ridings Depot site. Since this time subsequent applications have been made including Gladman Developments for an additional 190 units at this site, a recent application has been lodged for 10 further units at the same site as proposed by Sherwood homes, 78 additional dwellings have already been granted permission at Mosses Farm, Whittingham Lane together with the development of 14 units on Inglewhite Road, these being amongst further granted & planned applications to build dwellings bordering Longridge.

I feel strongly that the Longridge adjustment figure requires due consideration in light of the above and, although further afield, (2 miles, with Longridge being the closest town to this site) the 650 units approved for construction at the Whittingham Park site should also form part of this consideration. It is obvious that the overall number of dwellings bordering our town shall be reliant upon the resources and infrastructure of Longridge and that to not make a further allowance for this within the dwelling allocation for our town would I consider be wholly negligent.

The impact upon the services and infrastructure by the scale of developments proposed by a number of the principle contractors within Longridge and upon its borders should be given due consideration to restricting these in both size and to the type of houses required to meet local requirements

I believe as a community we recognise that a degree of new housing is required but that RVBC needs to exercise a degree of empathy when considering the impact such large scale developments and allocated housing units would have upon our community. The development of the existing brown field sites (as advised within the NPPF as being preferable to the destruction of Greenfield and Greenbelt) in and around Longridge as starter homes / retirement / affordable housing would be of real benefit to those who really need to get on the housing ladder as well as improving the aesthetics of the town itself.

I ask that you and the planning committee make their decisions based on a considered and well thought through basis.

Yours faithfully

[REDACTED]

[REDACTED]

Copied & ack'd 7-7-14

PRN 5887

28th June 2014

[Redacted]

Ribble Valley Borough Council
Examination Office
Church Walk
Clitheroe
Lancs.
BB7 2RA

For the attention of Mrs Michelle Haworth, Core Strategy Programme Officer

Dear Mrs Haworth,

In response to the recent modifications to the RVBC Core Strategy, which, fundamentally I am in agreement with, I wish to bring to your attention one point for consideration in the developments planned for Longridge.

At the point of finalising the overall number of dwellings proposed for Longridge an adjustment of 200 dwellings was proposed, this to be distributed between 9 other identified settlements within the Borough. This number was ratified during December 2011 to account for the planned development of the Ridings Depot site. Since this time subsequent applications have been made including Gladman Developments for an additional 190 units at this site, a recent application has been lodged for 10 further units at the same site as proposed by Sherwood homes, 78 additional dwellings have already been granted permission at Mosses Farm, Whittingham Lane together with the development of 14 units on Inglewhite Road, these being amongst further granted & planned applications to build dwellings bordering Longridge.

I feel strongly that the Longridge adjustment figure requires due consideration in light of the above and, although further afield, (2 miles, with Longridge being the closest town to this site) the 650 units approved for construction at the Whittingham Park site should also form part of this consideration. It is obvious that the overall number of dwellings bordering our town shall be reliant upon the resources and infrastructure of Longridge and that to not make a further allowance for this within the dwelling allocation for our town would I consider be wholly negligent.

The impact upon the services and infrastructure by the scale of developments proposed by a number of the principle contractors within Longridge and upon its borders should be given due consideration to restricting these in both size and to the type of houses required to meet local requirements

I believe as a community we recognise that a degree of new housing is required but that RVBC needs to exercise a degree of empathy when considering the impact such large scale developments and allocated housing units would have upon our community. The development of the existing brown field sites (as advised within the NPPF as being preferable to the destruction of Greenfield and Greenbelt) in and around Longridge as starter homes / retirement / affordable housing would be of real benefit to those who really need to get on the housing ladder as well as improving the aesthetics of the town itself.

I ask that you and the planning committee make their decisions based on a considered and well thought through basis.

Yours faithfully

[Redacted signature]

[Redacted]

copied & act'd 7-7-14

PRN 8888

28th June 2014

Ribble Valley Borough Council
Examination Office
Church Walk
Clitheroe
Lancs.
BB7 2RA

[REDACTED]

For the attention of Mrs Michelle Haworth, Core Strategy Programme Officer

Dear Mrs Haworth,

In response to the recent modifications to the RVBC Core Strategy, which, fundamentally I am in agreement with, I wish to bring to your attention one point for consideration in the developments planned for Longridge.

At the point of finalising the overall number of dwellings proposed for Longridge an adjustment of 200 dwellings was proposed, this to be distributed between 9 other identified settlements within the Borough. This number was ratified during December 2011 to account for the planned development of the Ridings Depot site. Since this time subsequent applications have been made including Gladman Developments for an additional 190 units at this site, a recent application has been lodged for 10 further units at the same site as proposed by Sherwood homes, 78 additional dwellings have already been granted permission at Mosses Farm, Whittingham Lane together with the development of 14 units on Inglewhite Road, these being amongst further granted & planned applications to build dwellings bordering Longridge.

I feel strongly that the Longridge adjustment figure requires due consideration in light of the above and, although further afield, (2 miles, with Longridge being the closest town to this site) the 650 units approved for construction at the Whittingham Park site should also form part of this consideration. It is obvious that the overall number of dwellings bordering our town shall be reliant upon the resources and infrastructure of Longridge and that to not make a further allowance for this within the dwelling allocation for our town would I consider be wholly negligent.

The impact upon the services and infrastructure by the scale of developments proposed by a number of the principle contractors within Longridge and upon its borders should be given due consideration to restricting these in both size and to the type of houses required to meet local requirements

I believe as a community we recognise that a degree of new housing is required but that RVBC needs to exercise a degree of empathy when considering the impact such large scale developments and allocated housing units would have upon our community. The development of the existing brown field sites (as advised within the NPPF as being preferable to the destruction of Greenfield and Greenbelt) in and around Longridge as starter homes / retirement / affordable housing would be of real benefit to those who really need to get on the housing ladder as well as improving the aesthetics of the town itself.

I ask that you and the planning committee make their decisions based on a considered and well thought through basis.

Yours faithfully

[REDACTED]

[REDACTED]

1

copied & ack'd 7.7.14

PRN 8889

28th June 2014

Ribble Valley Borough Council
Examination Office
Church Walk
Clitheroe
Lancs.
BB7 2RA

[REDACTED]

For the attention of Mrs Michelle Haworth, Core Strategy Programme Officer

Dear Mrs Haworth,

In response to the recent modifications to the RVBC Core Strategy, which, fundamentally I am in agreement with, I wish to bring to your attention one point for consideration in the developments planned for Longridge.

At the point of finalising the overall number of dwellings proposed for Longridge an adjustment of 200 dwellings was proposed, this to be distributed between 9 other identified settlements within the Borough. This number was ratified during December 2011 to account for the planned development of the Ridings Depot site. Since this time subsequent applications have been made including Gladman Developments for an additional 190 units at this site, a recent application has been lodged for 10 further units at the same site as proposed by Sherwood homes, 78 additional dwellings have already been granted permission at Mosses Farm, Whittingham Lane together with the development of 14 units on Inglewhite Road, these being amongst further granted & planned applications to build dwellings bordering Longridge.

I feel strongly that the Longridge adjustment figure requires due consideration in light of the above and, although further afield, (2 miles, with Longridge being the closest town to this site) the 650 units approved for construction at the Whittingham Park site should also form part of this consideration. It is obvious that the overall number of dwellings bordering our town shall be reliant upon the resources and infrastructure of Longridge and that to not make a further allowance for this within the dwelling allocation for our town would I consider be wholly negligent.

The impact upon the services and infrastructure by the scale of developments proposed by a number of the principle contractors within Longridge and upon its borders should be given due consideration to restricting these in both size and to the type of houses required to meet local requirements

I believe as a community we recognise that a degree of new housing is required but that RVBC needs to exercise a degree of empathy when considering the impact such large scale developments and allocated housing units would have upon our community. The development of the existing brown field sites (as advised within the NPPF as being preferable to the destruction of Greenfield and Greenbelt) in and around Longridge as starter homes / retirement / affordable housing would be of real benefit to those who really need to get on the housing ladder as well as improving the aesthetics of the town itself.

I ask that you and the planning committee make their decisions based on a considered and well thought through basis.

Yours faithfully

[REDACTED]

[REDACTED]

Copied & ack'd

ARN. 8890

28th June 2014

Ribble Valley Borough Council
Examination Office
Church Walk
Clitheroe
Lancs.
BB7 2RA

[REDACTED]

For the attention of Mrs Michelle Haworth, Core Strategy Programme Officer

Dear Mrs Haworth,

In response to the recent modifications to the RVBC Core Strategy, which, fundamentally I am in agreement with, I wish to bring to your attention one point for consideration in the developments planned for Longridge.

At the point of finalising the overall number of dwellings proposed for Longridge an adjustment of 200 dwellings was proposed, this to be distributed between 9 other identified settlements within the Borough. This number was ratified during December 2011 to account for the planned development of the Ridings Depot site. Since this time subsequent applications have been made including Gladman Developments for an additional 190 units at this site, a recent application has been lodged for 10 further units at the same site as proposed by Sherwood homes, 78 additional dwellings have already been granted permission at Mosses Farm, Whittingham Lane together with the development of 14 units on Inglewhite Road, these being amongst further granted & planned applications to build dwellings bordering Longridge.

I feel strongly that the Longridge adjustment figure requires due consideration in light of the above and, although further afield, (2 miles, with Longridge being the closest town to this site) the 650 units approved for construction at the Whittingham Park site should also form part of this consideration. It is obvious that the overall number of dwellings bordering our town shall be reliant upon the resources and infrastructure of Longridge and that to not make a further allowance for this within the dwelling allocation for our town would I consider be wholly negligent.

The impact upon the services and infrastructure by the scale of developments proposed by a number of the principle contractors within Longridge and upon its borders should be given due consideration to restricting these in both size and to the type of houses required to meet local requirements

I believe as a community we recognise that a degree of new housing is required but that RVBC needs to exercise a degree of empathy when considering the impact such large scale developments and allocated housing units would have upon our community. The development of the existing brown field sites (as advised within the NPPF as being preferable to the destruction of Greenfield and Greenbelt) in and around Longridge as starter homes / retirement / affordable housing would be of real benefit to those who really need to get on the housing ladder as well as improving the aesthetics of the town itself.

I ask that you and the planning committee make their decisions based on a considered and well thought through basis.

Yours faithfully

[REDACTED]

[REDACTED]


incomplete address

Copied 7-7-14

PRN - 88911

28th June 2014

Ribble Valley Borough Council
Examination Office
Church Walk
Clitheroe
Lancs.
BB7 2RA



For the attention of Mrs Michelle Haworth, Core Strategy Programme Officer

Dear Mrs Haworth,

In response to the recent modifications to the RVBC Core Strategy, which, fundamentally I am in agreement with, I wish to bring to your attention one point for consideration in the developments planned for Longridge.

At the point of finalising the overall number of dwellings proposed for Longridge an adjustment of 200 dwellings was proposed, this to be distributed between 9 other identified settlements within the Borough. This number was ratified during December 2011 to account for the planned development of the Ridings Depot site. Since this time subsequent applications have been made including Gladman Developments for an additional 190 units at this site, a recent application has been lodged for 10 further units at the same site as proposed by Sherwood homes, 78 additional dwellings have already been granted permission at Mosses Farm, Whittingham Lane together with the development of 14 units on Inglewhite Road, these being amongst further granted & planned applications to build dwellings bordering Longridge.

I feel strongly that the Longridge adjustment figure requires due consideration in light of the above and, although further afield, (2 miles, with Longridge being the closest town to this site) the 650 units approved for construction at the Whittingham Park site should also form part of this consideration. It is obvious that the overall number of dwellings bordering our town shall be reliant upon the resources and infrastructure of Longridge and that to not make a further allowance for this within the dwelling allocation for our town would I consider be wholly negligent.

The impact upon the services and infrastructure by the scale of developments proposed by a number of the principle contractors within Longridge and upon its borders should be given due consideration to restricting these in both size and to the type of houses required to meet local requirements

I believe as a community we recognise that a degree of new housing is required but that RVBC needs to exercise a degree of empathy when considering the impact such large scale developments and allocated housing units would have upon our community. The development of the existing brown field sites (as advised within the NPPF as being preferable to the destruction of Greenfield and Greenbelt) in and around Longridge as starter homes / retirement / affordable housing would be of real benefit to those who really need to get on the housing ladder as well as improving the aesthetics of the town itself.

I ask that you and the planning committee make their decisions based on a considered and well thought through basis.

Yours faithfully,

Copied & ack'd 7.7.14

FRN 8892

28th June 2014

Ribble Valley Borough Council
Examination Office
Church Walk
Ciltheroe
Lancs.
BB7 2RA

[REDACTED]

For the attention of Mrs Michelle Haworth, Core Strategy Programme Officer

Dear Mrs Haworth,

In response to the recent modifications to the RVBC Core Strategy, which, fundamentally I am in agreement with, I wish to bring to your attention one point for consideration in the developments planned for Longridge.

At the point of finalising the overall number of dwellings proposed for Longridge an adjustment of 200 dwellings was proposed, this to be distributed between 9 other identified settlements within the Borough. This number was ratified during December 2011 to account for the planned development of the Ridings Depot site. Since this time subsequent applications have been made including Gladman Developments for an additional 190 units at this site, a recent application has been lodged for 10 further units at the same site as proposed by Sherwood homes, 78 additional dwellings have already been granted permission at Mosses Farm, Whittingham Lane together with the development of 14 units on Inglewhite Road, these being amongst further granted & planned applications to build dwellings bordering Longridge.

I feel strongly that the Longridge adjustment figure requires due consideration in light of the above and, although further afield, (2 miles, with Longridge being the closest town to this site) the 650 units approved for construction at the Whittingham Park site should also form part of this consideration. It is obvious that the overall number of dwellings bordering our town shall be reliant upon the resources and infrastructure of Longridge and that to not make a further allowance for this within the dwelling allocation for our town would I consider be wholly negligent.

The impact upon the services and infrastructure by the scale of developments proposed by a number of the principle contractors within Longridge and upon its borders should be given due consideration to restricting these in both size and to the type of houses required to meet local requirements

I believe as a community we recognise that a degree of new housing is required but that RVBC needs to exercise a degree of empathy when considering the impact such large scale developments and allocated housing units would have upon our community. The development of the existing brown field sites (as advised within the NPPF as being preferable to the destruction of Greenfield and Greenbelt) in and around Longridge as starter homes / retirement / affordable housing would be of real benefit to those who really need to get on the housing ladder as well as improving the aesthetics of the town itself.

I ask that you and the planning committee make their decisions based on a considered and well thought through basis.

Yours faithfully

[REDACTED]

[REDACTED]

copied and ack'd 7.7.14

PRN 8893

28th June 2014

Ribble Valley Borough Council
Examination Office
Church Walk
Clitheroe
Lancs.
BB7 2RA

[REDACTED]

For the attention of Mrs Michelle Haworth, Core Strategy Programme Officer

Dear Mrs Haworth,

In response to the recent modifications to the RVBC Core Strategy, which, fundamentally I am in agreement with, I wish to bring to your attention one point for consideration in the developments planned for Longridge.

At the point of finalising the overall number of dwellings proposed for Longridge an adjustment of 200 dwellings was proposed, this to be distributed between 9 other identified settlements within the Borough. This number was ratified during December 2011 to account for the planned development of the Ridings Depot site. Since this time subsequent applications have been made including Gladman Developments for an additional 190 units at this site, a recent application has been lodged for 10 further units at the same site as proposed by Sherwood homes, 78 additional dwellings have already been granted permission at Mosses Farm, Whittingham Lane together with the development of 14 units on Inglewhite Road, these being amongst further granted & planned applications to build dwellings bordering Longridge.

I feel strongly that the Longridge adjustment figure requires due consideration in light of the above and, although further afield, (2 miles, with Longridge being the closest town to this site) the 650 units approved for construction at the Whittingham Park site should also form part of this consideration. It is obvious that the overall number of dwellings bordering our town shall be reliant upon the resources and infrastructure of Longridge and that to not make a further allowance for this within the dwelling allocation for our town would I consider be wholly negligent.

The impact upon the services and infrastructure by the scale of developments proposed by a number of the principle contractors within Longridge and upon its borders should be given due consideration to restricting these in both size and to the type of houses required to meet local requirements

I believe as a community we recognise that a degree of new housing is required but that RVBC needs to exercise a degree of empathy when considering the impact such large scale developments and allocated housing units would have upon our community. The development of the existing brown field sites (as advised within the NPPF as being preferable to the destruction of Greenfield and Greenbelt) in and around Longridge as starter homes / retirement / affordable housing would be of real benefit to those who really need to get on the housing ladder as well as improving the aesthetics of the town itself.

I ask that you and the planning committee make their decisions based on a considered and well thought through basis.

Yours faithfully

[REDACTED]

copied & ack'd 7.7.14

PRN 8894

28th June 2014



Ribble Valley Borough Council
Examination Office
Church Walk
Clitheroe
Lancs.
BB7 2RA

For the attention of Mrs Michelle Haworth, Core Strategy Programme Officer

Dear Mrs Haworth,

In response to the recent modifications to the RVBC Core Strategy, which, fundamentally I am in agreement with, I wish to bring to your attention one point for consideration in the developments planned for Longridge.

At the point of finalising the overall number of dwellings proposed for Longridge an adjustment of 200 dwellings was proposed, this to be distributed between 9 other identified settlements within the Borough. This number was ratified during December 2011 to account for the planned development of the Ridings Depot site. Since this time subsequent applications have been made including Gladman Developments for an additional 190 units at this site, a recent application has been lodged for 10 further units at the same site as proposed by Sherwood homes, 78 additional dwellings have already been granted permission at Mosses Farm, Whittingham Lane together with the development of 14 units on Inglewhite Road, these being amongst further granted & planned applications to build dwellings bordering Longridge.

I feel strongly that the Longridge adjustment figure requires due consideration in light of the above and, although further afield, (2 miles, with Longridge being the closest town to this site) the 650 units approved for construction at the Whittingham Park site should also form part of this consideration. It is obvious that the overall number of dwellings bordering our town shall be reliant upon the resources and infrastructure of Longridge and that to not make a further allowance for this within the dwelling allocation for our town would I consider be wholly negligent.

The impact upon the services and infrastructure by the scale of developments proposed by a number of the principle contractors within Longridge and upon its borders should be given due consideration to restricting these in both size and to the type of houses required to meet local requirements

I believe as a community we recognise that a degree of new housing is required but that RVBC needs to exercise a degree of empathy when considering the impact such large scale developments and allocated housing units would have upon our community. The development of the existing brown field sites (as advised within the NPPF as being preferable to the destruction of Greenfield and Greenbelt) in and around Longridge as starter homes / retirement / affordable housing would be of real benefit to those who really need to get on the housing ladder as well as improving the aesthetics of the town itself.

I ask that you and the planning committee make their decisions based on a considered and well thought through basis.

Yours faithfully

N:

copied & ack'd 7.7.14

PRN 8895

28th June 2014



Ribble Valley Borough Council
Examination Office
Church Walk
Clitheroe
Lancs.
BB7 2RA

For the attention of Mrs Michelle Haworth, Core Strategy Programme Officer

Dear Mrs Haworth,

In response to the recent modifications to the RVBC Core Strategy, which, fundamentally I am in agreement with, I wish to bring to your attention one point for consideration in the developments planned for Longridge.

At the point of finalising the overall number of dwellings proposed for Longridge an adjustment of 200 dwellings was proposed, this to be distributed between 9 other identified settlements within the Borough. This number was ratified during December 2011 to account for the planned development of the Ridings Depot site. Since this time subsequent applications have been made including Gladman Developments for an additional 190 units at this site, a recent application has been lodged for 10 further units at the same site as proposed by Sherwood homes, 78 additional dwellings have already been granted permission at Mosses Farm, Whittingham Lane together with the development of 14 units on Inglewhite Road, these being amongst further granted & planned applications to build dwellings bordering Longridge.

I feel strongly that the Longridge adjustment figure requires due consideration in light of the above and, although further afield, (2 miles, with Longridge being the closest town to this site) the 650 units approved for construction at the Whittingham Park site should also form part of this consideration. It is obvious that the overall number of dwellings bordering our town shall be reliant upon the resources and infrastructure of Longridge and that to not make a further allowance for this within the dwelling allocation for our town would I consider be wholly negligent.

The impact upon the services and infrastructure by the scale of developments proposed by a number of the principle contractors within Longridge and upon its borders should be given due consideration to restricting these in both size and to the type of houses required to meet local requirements

I believe as a community we recognise that a degree of new housing is required but that RVBC needs to exercise a degree of empathy when considering the impact such large scale developments and allocated housing units would have upon our community. The development of the existing brown field sites (as advised within the NPPF as being preferable to the destruction of Greenfield and Greenbelt) in and around Longridge as starter homes / retirement / affordable housing would be of real benefit to those who really need to get on the housing ladder as well as improving the aesthetics of the town itself.

I ask that you and the planning committee make their decisions based on a considered and well thought through basis.

Yours faithfully


A thick, horizontal black bar redacting the signature of the sender.

A thick, horizontal black bar redacting the address of the sender.

copied & ack'd 7.7.14

PRN 8896.

28th June 2014



Ribble Valley Borough Council
Examination Office
Church Walk
Clitheroe
Lancs.
BB7 2RA

For the attention of Mrs Michelle Haworth, Core Strategy Programme Officer

Dear Mrs Haworth,

In response to the recent modifications to the RVBC Core Strategy, which, fundamentally I am in agreement with, I wish to bring to your attention one point for consideration in the developments planned for Longridge.

At the point of finalising the overall number of dwellings proposed for Longridge an adjustment of 200 dwellings was proposed, this to be distributed between 9 other identified settlements within the Borough. This number was ratified during December 2011 to account for the planned development of the Ridings Depot site. Since this time subsequent applications have been made including Gladman Developments for an additional 190 units at this site, a recent application has been lodged for 10 further units at the same site as proposed by Sherwood homes, 78 additional dwellings have already been granted permission at Mosses Farm, Whittingham Lane together with the development of 14 units on Inglewhite Road, these being amongst further granted & planned applications to build dwellings bordering Longridge.

I feel strongly that the Longridge adjustment figure requires due consideration in light of the above and, although further afield, (2 miles, with Longridge being the closest town to this site) the 650 units approved for construction at the Whittingham Park site should also form part of this consideration. It is obvious that the overall number of dwellings bordering our town shall be reliant upon the resources and infrastructure of Longridge and that to not make a further allowance for this within the dwelling allocation for our town would I consider be wholly negligent.

The impact upon the services and infrastructure by the scale of developments proposed by a number of the principle contractors within Longridge and upon its borders should be given due consideration to restricting these in both size and to the type of houses required to meet local requirements

I believe as a community we recognise that a degree of new housing is required but that RVBC needs to exercise a degree of empathy when considering the impact such large scale developments and allocated housing units would have upon our community. The development of the existing brown field sites (as advised within the NPPF as being preferable to the destruction of Greenfield and Greenbelt) in and around Longridge as starter homes / retirement / affordable housing would be of real benefit to those who really need to get on the housing ladder as well as improving the aesthetics of the town itself.

I ask that you and the planning committee make their decisions based on a considered and well thought through basis.

Yours faithfully



Incomplete address
Copied 7-7-14

MRN - 8897

28th June 2014

Ribble Valley Borough Council
Examination Office
Church Walk
Clitheroe
Lancs.
BB7 2RA

[REDACTED]

For the attention of Mrs Michelle Haworth, Core Strategy Programme Officer

Dear Mrs Haworth,

In response to the recent modifications to the RVBC Core Strategy, which, fundamentally I am in agreement with, I wish to bring to your attention one point for consideration in the developments planned for Longridge.

At the point of finalising the overall number of dwellings proposed for Longridge an adjustment of 200 dwellings was proposed, this to be distributed between 9 other identified settlements within the Borough. This number was ratified during December 2011 to account for the planned development of the Ridings Depot site. Since this time subsequent applications have been made including Gladman Developments for an additional 190 units at this site, a recent application has been lodged for 10 further units at the same site as proposed by Sherwood homes, 78 additional dwellings have already been granted permission at Mosses Farm, Whittingham Lane together with the development of 14 units on Inglewhite Road, these being amongst further granted & planned applications to build dwellings bordering Longridge.

I feel strongly that the Longridge adjustment figure requires due consideration in light of the above and, although further afield, (2 miles, with Longridge being the closest town to this site) the 650 units approved for construction at the Whittingham Park site should also form part of this consideration. It is obvious that the overall number of dwellings bordering our town shall be reliant upon the resources and infrastructure of Longridge and that to not make a further allowance for this within the dwelling allocation for our town would I consider be wholly negligent.

The impact upon the services and infrastructure by the scale of developments proposed by a number of the principle contractors within Longridge and upon its borders should be given due consideration to restricting these in both size and to the type of houses required to meet local requirements

I believe as a community we recognise that a degree of new housing is required but that RVBC needs to exercise a degree of empathy when considering the impact such large scale developments and allocated housing units would have upon our community. The development of the existing brown field sites (as advised within the NPPF as being preferable to the destruction of Greenfield and Greenbelt) in and around Longridge as starter homes / retirement / affordable housing would be of real benefit to those who really need to get on the housing ladder as well as improving the aesthetics of the town itself.

I ask that you and the planning committee make their decisions based on a considered and well thought through basis.

Yours faithfully

[REDACTED]

copied & ack'd 7.7.14

PRN - 8898

28th June 2014

Ribble Valley Borough Council
Examination Office
Church Walk
Clitheroe
Lancs.
BB7 2RA

For the attention of Mrs Michelle Haworth, Core Strategy Programme Officer

Dear Mrs Haworth,

In response to the recent modifications to the RVBC Core Strategy, which, fundamentally I am in agreement with, I wish to bring to your attention one point for consideration in the developments planned for Longridge.

At the point of finalising the overall number of dwellings proposed for Longridge an adjustment of 200 dwellings was proposed, this to be distributed between 9 other identified settlements within the Borough. This number was ratified during December 2011 to account for the planned development of the Ridings Depot site. Since this time subsequent applications have been made including Gladman Developments for an additional 190 units at this site, a recent application has been lodged for 10 further units at the same site as proposed by Sherwood homes, 78 additional dwellings have already been granted permission at Mosses Farm, Whittingham Lane together with the development of 14 units on Inglewhite Road, these being amongst further granted & planned applications to build dwellings bordering Longridge.

I feel strongly that the Longridge adjustment figure requires due consideration in light of the above and, although further afield, (2 miles, with Longridge being the closest town to this site) the 650 units approved for construction at the Whittingham Park site should also form part of this consideration. It is obvious that the overall number of dwellings bordering our town shall be reliant upon the resources and infrastructure of Longridge and that to not make a further allowance for this within the dwelling allocation for our town would I consider be wholly negligent.

The impact upon the services and infrastructure by the scale of developments proposed by a number of the principle contractors within Longridge and upon its borders should be given due consideration to restricting these in both size and to the type of houses required to meet local requirements

I believe as a community we recognise that a degree of new housing is required but that RVBC needs to exercise a degree of empathy when considering the impact such large scale developments and allocated housing units would have upon our community. The development of the existing brown field sites (as advised within the NPPF as being preferable to the destruction of Greenfield and Greenbelt) in and around Longridge as starter homes / retirement / affordable housing would be of real benefit to those who really need to get on the housing ladder as well as improving the aesthetics of the town itself.

I ask that you and the planning committee make their decisions based on a considered and well thought through basis.

Yours faithfully

[Redacted signature]

[Redacted text]

[Redacted text]

[Redacted text]

no address
copied 7.7.14

PKN - 8899

28th June 2014

Ribble Valley Borough Council
Examination Office
Church Walk
Clitheroe
Lancs.
BB7 2RA

no address
for note

For the attention of Mrs Michelle Haworth, Core Strategy Programme Officer

Dear Mrs Haworth,

In response to the recent modifications to the RVBC Core Strategy, which, fundamentally I am in agreement with, I wish to bring to your attention one point for consideration in the developments planned for Longridge.

At the point of finalising the overall number of dwellings proposed for Longridge an adjustment of 200 dwellings was proposed, this to be distributed between 9 other identified settlements within the Borough. This number was ratified during December 2011 to account for the planned development of the Ridings Depot site. Since this time subsequent applications have been made including Gladman Developments for an additional 190 units at this site, a recent application has been lodged for 10 further units at the same site as proposed by Sherwood homes, 78 additional dwellings have already been granted permission at Mosses Farm, Whittingham Lane together with the development of 14 units on Inglewhite Road, these being amongst further granted & planned applications to build dwellings bordering Longridge.

I feel strongly that the Longridge adjustment figure requires due consideration in light of the above and, although further afield, (2 miles, with Longridge being the closest town to this site) the 650 units approved for construction at the Whittingham Park site should also form part of this consideration. It is obvious that the overall number of dwellings bordering our town shall be reliant upon the resources and infrastructure of Longridge and that to not make a further allowance for this within the dwelling allocation for our town would I consider be wholly negligent.

The impact upon the services and infrastructure by the scale of developments proposed by a number of the principle contractors within Longridge and upon its borders should be given due consideration to restricting these in both size and to the type of houses required to meet local requirements

I believe as a community we recognise that a degree of new housing is required but that RVBC needs to exercise a degree of empathy when considering the impact such large scale developments and allocated housing units would have upon our community. The development of the existing brown field sites (as advised within the NPPF as being preferable to the destruction of Greenfield and Greenbelt) in and around Longridge as starter homes / retirement / affordable housing would be of real benefit to those who really need to get on the housing ladder as well as improving the aesthetics of the town itself.

I ask that you and the planning committee make their decisions based on a considered and well thought through basis.

Yours faithfully

N



copied & ack'd 7-7-14

PRN - 8900

28th June 2014

Ribble Valley Borough Council
Examination Office
Church Walk
Clitheroe
Lancs.
BB7 2RA

[REDACTED]

For the attention of Mrs Michelle Haworth, Core Strategy Programme Officer

Dear Mrs Haworth,

In response to the recent modifications to the RVBC Core Strategy, which, fundamentally I am in agreement with, I wish to bring to your attention one point for consideration in the developments planned for Longridge.

At the point of finalising the overall number of dwellings proposed for Longridge an adjustment of 200 dwellings was proposed, this to be distributed between 9 other identified settlements within the Borough. This number was ratified during December 2011 to account for the planned development of the Ridings Depot site. Since this time subsequent applications have been made including Gladman Developments for an additional 190 units at this site, a recent application has been lodged for 10 further units at the same site as proposed by Sherwood homes, 78 additional dwellings have already been granted permission at Mosses Farm, Whittingham Lane together with the development of 14 units on Inglewhite Road, these being amongst further granted & planned applications to build dwellings bordering Longridge.

I feel strongly that the Longridge adjustment figure requires due consideration in light of the above and, although further afield, (2 miles, with Longridge being the closest town to this site) the 650 units approved for construction at the Whittingham Park site should also form part of this consideration. It is obvious that the overall number of dwellings bordering our town shall be reliant upon the resources and infrastructure of Longridge and that to not make a further allowance for this within the dwelling allocation for our town would I consider be wholly negligent.

The impact upon the services and infrastructure by the scale of developments proposed by a number of the principle contractors within Longridge and upon its borders should be given due consideration to restricting these in both size and to the type of houses required to meet local requirements

I believe as a community we recognise that a degree of new housing is required but that RVBC needs to exercise a degree of empathy when considering the impact such large scale developments and allocated housing units would have upon our community. The development of the existing brown field sites (as advised within the NPPF as being preferable to the destruction of Greenfield and Greenbelt) in and around Longridge as starter homes / retirement / affordable housing would be of real benefit to those who really need to get on the housing ladder as well as improving the aesthetics of the town itself.

I ask that you and the planning committee make their decisions based on a considered and well thought through basis.

Yours faithfully

[REDACTED]

[REDACTED]

copied & ack'd 7.7.14

PRN-8901

28th June 2014

Ribble Valley Borough Council
Examination Office
Church Walk
Clitheroe
Lancs.
BB7 2RA

[REDACTED]

For the attention of Mrs Michelle Haworth, Core Strategy Programme Officer

Dear Mrs Haworth,

In response to the recent modifications to the RVBC Core Strategy, which, fundamentally I am in agreement with, I wish to bring to your attention one point for consideration in the developments planned for Longridge.

At the point of finalising the overall number of dwellings proposed for Longridge an adjustment of 200 dwellings was proposed, this to be distributed between 9 other identified settlements within the Borough. This number was ratified during December 2011 to account for the planned development of the Ridings Depot site. Since this time subsequent applications have been made including Gladman Developments for an additional 190 units at this site, a recent application has been lodged for 10 further units at the same site as proposed by Sherwood homes, 78 additional dwellings have already been granted permission at Mosses Farm, Whittingham Lane together with the development of 14 units on Inglewhite Road, these being amongst further granted & planned applications to build dwellings bordering Longridge.

I feel strongly that the Longridge adjustment figure requires due consideration in light of the above and, although further afield, (2 miles, with Longridge being the closest town to this site) the 650 units approved for construction at the Whittingham Park site should also form part of this consideration. It is obvious that the overall number of dwellings bordering our town shall be reliant upon the resources and infrastructure of Longridge and that to not make a further allowance for this within the dwelling allocation for our town would I consider be wholly negligent.

The impact upon the services and infrastructure by the scale of developments proposed by a number of the principle contractors within Longridge and upon its borders should be given due consideration to restricting these in both size and to the type of houses required to meet local requirements

I believe as a community we recognise that a degree of new housing is required but that RVBC needs to exercise a degree of empathy when considering the impact such large scale developments and allocated housing units would have upon our community. The development of the existing brown field sites (as advised within the NPPF as being preferable to the destruction of Greenfield and Greenbelt) in and around Longridge as starter homes / retirement / affordable housing would be of real benefit to those who really need to get on the housing ladder as well as improving the aesthetics of the town itself.

I ask that you and the planning committee make their decisions based on a considered and well thought through basis.

Yours faithfully

[REDACTED]

copied & ack'd 7.7.14

PRN - 8902

28th June 2014

Ribble Valley Borough Council
Examination Office
Church Walk
Clitheroe
Lancs.
BB7 2RA

[REDACTED]

For the attention of Mrs Michelle Haworth, Core Strategy Programme Officer

Dear Mrs Haworth,

In response to the recent modifications to the RVBC Core Strategy, which, fundamentally I am in agreement with, I wish to bring to your attention one point for consideration in the developments planned for Longridge.

At the point of finalising the overall number of dwellings proposed for Longridge an adjustment of 200 dwellings was proposed, this to be distributed between 9 other identified settlements within the Borough. This number was ratified during December 2011 to account for the planned development of the Ridings Depot site. Since this time subsequent applications have been made including Gladman Developments for an additional 190 units at this site, a recent application has been lodged for 10 further units at the same site as proposed by Sherwood homes, 78 additional dwellings have already been granted permission at Mosses Farm, Whittingham Lane together with the development of 14 units on Inglewhite Road, these being amongst further granted & planned applications to build dwellings bordering Longridge.

I feel strongly that the Longridge adjustment figure requires due consideration in light of the above and, although further afield, (2 miles, with Longridge being the closest town to this site) the 650 units approved for construction at the Whittingham Park site should also form part of this consideration. It is obvious that the overall number of dwellings bordering our town shall be reliant upon the resources and infrastructure of Longridge and that to not make a further allowance for this within the dwelling allocation for our town would I consider be wholly negligent.

The impact upon the services and infrastructure by the scale of developments proposed by a number of the principle contractors within Longridge and upon its borders should be given due consideration to restricting these in both size and to the type of houses required to meet local requirements

I believe as a community we recognise that a degree of new housing is required but that RVBC needs to exercise a degree of empathy when considering the impact such large scale developments and allocated housing units would have upon our community. The development of the existing brown field sites (as advised within the NPPF as being preferable to the destruction of Greenfield and Greenbelt) in and around Longridge as starter homes / retirement / affordable housing would be of real benefit to those who really need to get on the housing ladder as well as improving the aesthetics of the town itself.

I ask that you and the planning committee make their decisions based on a considered and well thought through basis.

Yours faithfully

[REDACTED]

[REDACTED]

Copied & ack'd 7.7.14

PRV - 8903

28th June 2014

Ribble Valley Borough Council
Examination Office
Church Walk
Clitheroe
Lancs.
BB7 2RA

[REDACTED]
[REDACTED]
[REDACTED]

For the attention of Mrs Michelle Haworth, Core Strategy Programme Officer

Dear Mrs Haworth,

In response to the recent modifications to the RVBC Core Strategy, which, fundamentally I am in agreement with, I wish to bring to your attention one point for consideration in the developments planned for Longridge.

At the point of finalising the overall number of dwellings proposed for Longridge an adjustment of 200 dwellings was proposed, this to be distributed between 9 other identified settlements within the Borough. This number was ratified during December 2011 to account for the planned development of the Ridings Depot site. Since this time subsequent applications have been made including Gladman Developments for an additional 190 units at this site, a recent application has been lodged for 10 further units at the same site as proposed by Sherwood homes, 78 additional dwellings have already been granted permission at Mosses Farm, Whittingham Lane together with the development of 14 units on Inglewhite Road, these being amongst further granted & planned applications to build dwellings bordering Longridge.

I feel strongly that the Longridge adjustment figure requires due consideration in light of the above and, although further afield, (2 miles, with Longridge being the closest town to this site) the 650 units approved for construction at the Whittingham Park site should also form part of this consideration. It is obvious that the overall number of dwellings bordering our town shall be reliant upon the resources and infrastructure of Longridge and that to not make a further allowance for this within the dwelling allocation for our town would I consider be wholly negligent.

The impact upon the services and infrastructure by the scale of developments proposed by a number of the principle contractors within Longridge and upon its borders should be given due consideration to restricting these in both size and to the type of houses required to meet local requirements

I believe as a community we recognise that a degree of new housing is required but that RVBC needs to exercise a degree of empathy when considering the impact such large scale developments and allocated housing units would have upon our community. The development of the existing brown field sites (as advised within the NPPF as being preferable to the destruction of Greenfield and Greenbelt) in and around Longridge as starter homes / retirement / affordable housing would be of real benefit to those who really need to get on the housing ladder as well as improving the aesthetics of the town itself.

I ask that you and the planning committee make their decisions based on a considered and well thought through basis.

Yours faithfully

[REDACTED]
[REDACTED]
[REDACTED]

copied and ack'd 7.7.14

PRN-8904

28th June 2014

Ribble Valley Borough Council
Examination Office
Church Walk
Clitheroe
Lancs.
BB7 2RA

[REDACTED]

For the attention of Mrs Michelle Haworth, Core Strategy Programme Officer

Dear Mrs Haworth,

In response to the recent modifications to the RVBC Core Strategy, which, fundamentally I am in agreement with, I wish to bring to your attention one point for consideration in the developments planned for Longridge.

At the point of finalising the overall number of dwellings proposed for Longridge an adjustment of 200 dwellings was proposed, this to be distributed between 9 other identified settlements within the Borough. This number was ratified during December 2011 to account for the planned development of the Ridings Depot site. Since this time subsequent applications have been made including Gladman Developments for an additional 190 units at this site, a recent application has been lodged for 10 further units at the same site as proposed by Sherwood homes, 78 additional dwellings have already been granted permission at Mosses Farm, Whittingham Lane together with the development of 14 units on Inglewhite Road, these being amongst further granted & planned applications to build dwellings bordering Longridge.

I feel strongly that the Longridge adjustment figure requires due consideration in light of the above and, although further afield, (2 miles, with Longridge being the closest town to this site) the 650 units approved for construction at the Whittingham Park site should also form part of this consideration. It is obvious that the overall number of dwellings bordering our town shall be reliant upon the resources and infrastructure of Longridge and that to not make a further allowance for this within the dwelling allocation for our town would I consider be wholly negligent.

The impact upon the services and infrastructure by the scale of developments proposed by a number of the principle contractors within Longridge and upon its borders should be given due consideration to restricting these in both size and to the type of houses required to meet local requirements

I believe as a community we recognise that a degree of new housing is required but that RVBC needs to exercise a degree of empathy when considering the impact such large scale developments and allocated housing units would have upon our community. The development of the existing brown field sites (as advised within the NPPF as being preferable to the destruction of Greenfield and Greenbelt) in and around Longridge as starter homes / retirement / affordable housing would be of real benefit to those who really need to get on the housing ladder as well as improving the aesthetics of the town itself.

I ask that you and the planning committee make their decisions based on a considered and well thought through basis.

Yours faithfully

[REDACTED]

[REDACTED]

Copied & ack'd 7.7.14

PRN 8905

28th June 2014

Ribble Valley Borough Council
Examination Office
Church Walk
Clitheroe
Lancs.
BB7 2RA

[REDACTED]

For the attention of Mrs Michelle Haworth, Core Strategy Programme Officer

Dear Mrs Haworth,

In response to the recent modifications to the RVBC Core Strategy, which, fundamentally I am in agreement with, I wish to bring to your attention one point for consideration in the developments planned for Longridge.

At the point of finalising the overall number of dwellings proposed for Longridge an adjustment of 200 dwellings was proposed, this to be distributed between 9 other identified settlements within the Borough. This number was ratified during December 2011 to account for the planned development of the Ridings Depot site. Since this time subsequent applications have been made including Gladman Developments for an additional 190 units at this site, a recent application has been lodged for 10 further units at the same site as proposed by Sherwood homes, 78 additional dwellings have already been granted permission at Mosses Farm, Whittingham Lane together with the development of 14 units on Inglewhite Road, these being amongst further granted & planned applications to build dwellings bordering Longridge.

I feel strongly that the Longridge adjustment figure requires due consideration in light of the above and, although further afield, (2 miles, with Longridge being the closest town to this site) the 650 units approved for construction at the Whittingham Park site should also form part of this consideration. It is obvious that the overall number of dwellings bordering our town shall be reliant upon the resources and infrastructure of Longridge and that to not make a further allowance for this within the dwelling allocation for our town would I consider be wholly negligent.

The impact upon the services and infrastructure by the scale of developments proposed by a number of the principle contractors within Longridge and upon its borders should be given due consideration to restricting these in both size and to the type of houses required to meet local requirements

I believe as a community we recognise that a degree of new housing is required but that RVBC needs to exercise a degree of empathy when considering the impact such large scale developments and allocated housing units would have upon our community. The development of the existing brown field sites (as advised within the NPPF as being preferable to the destruction of Greenfield and Greenbelt) in and around Longridge as starter homes / retirement / affordable housing would be of real benefit to those who really need to get on the housing ladder as well as improving the aesthetics of the town itself.

I ask that you and the planning committee make their decisions based on a considered and well thought through basis.

Yours faithfully

[REDACTED]

Speed r add 7/7/14

PRN 8650.

28th June 2014

Ribble Valley Borough Council
Examination Office
Church Walk
Clitheroe
Lancs.
BB7 2RA

[REDACTED]

For the attention of Mrs Michelle Haworth, Core Strategy Programme Officer

Dear Mrs Haworth,

In response to the recent modifications to the RVBC Core Strategy, which, fundamentally I am in agreement with, I wish to bring to your attention one point for consideration in the developments planned for Longridge.

At the point of finalising the overall number of dwellings proposed for Longridge an adjustment of 200 dwellings was proposed, this to be distributed between 9 other identified settlements within the Borough. This number was ratified during December 2011 to account for the planned development of the Ridings Depot site. Since this time subsequent applications have been made including Gladman Developments for an additional 190 units at this site, a recent application has been lodged for 10 further units at the same site as proposed by Sherwood homes, 78 additional dwellings have already been granted permission at Mosses Farm, Whittingham Lane together with the development of 14 units on Inglewhite Road, these being amongst further granted & planned applications to build dwellings bordering Longridge.

I feel strongly that the Longridge adjustment figure requires due consideration in light of the above and, although further afield, (2 miles, with Longridge being the closest town to this site) the 650 units approved for construction at the Whittingham Park site should also form part of this consideration. It is obvious that the overall number of dwellings bordering our town shall be reliant upon the resources and infrastructure of Longridge and that to not make a further allowance for this within the dwelling allocation for our town would I consider be wholly negligent.

The impact upon the services and infrastructure by the scale of developments proposed by a number of the principle contractors within Longridge and upon its borders should be given due consideration to restricting these in both size and to the type of houses required to meet local requirements

I believe as a community we recognise that a degree of new housing is required but that RVBC needs to exercise a degree of empathy when considering the impact such large scale developments and allocated housing units would have upon our community. The development of the existing brown field sites (as advised within the NPPF as being preferable to the destruction of Greenfield and Greenbelt) in and around Longridge as starter homes / retirement / affordable housing would be of real benefit to those who really need to get on the housing ladder as well as improving the aesthetics of the town itself.

I ask that you and the planning committee make their decisions based on a considered and well thought through basis.

[REDACTED]

[REDACTED]


1

copyed + dated 7/7/14

PRN 7007

28th June 2014

Ribble Valley Borough Council
Examination Office
Church Walk
Clitheroe
Lancs.
BB7 2RA



For the attention of Mrs Michelle Haworth, Core Strategy Programme Officer

Dear Mrs Haworth,

In response to the recent modifications to the RVBC Core Strategy, which, fundamentally I am in agreement with, I wish to bring to your attention one point for consideration in the developments planned for Longridge.

At the point of finalising the overall number of dwellings proposed for Longridge an adjustment of 200 dwellings was proposed, this to be distributed between 9 other identified settlements within the Borough. This number was ratified during December 2011 to account for the planned development of the Ridings Depot site. Since this time subsequent applications have been made including Gladman Developments for an additional 190 units at this site, a recent application has been lodged for 10 further units at the same site as proposed by Sherwood homes, 78 additional dwellings have already been granted permission at Mosses Farm, Whittingham Lane together with the development of 14 units on Inglewhite Road, these being amongst further granted & planned applications to build dwellings bordering Longridge.


I feel strongly that the Longridge adjustment figure requires due consideration in light of the above and, although further afield, (2 miles, with Longridge being the closest town to this site) the 650 units approved for construction at the Whittingham Park site should also form part of this consideration. It is obvious that the overall number of dwellings bordering our town shall be reliant upon the resources and infrastructure of Longridge and that to not make a further allowance for this within the dwelling allocation for our town would I consider be wholly negligent.

The impact upon the services and infrastructure by the scale of developments proposed by a number of the principle contractors within Longridge and upon its borders should be given due consideration to restricting these in both size and to the type of houses required to meet local requirements

I believe as a community we recognise that a degree of new housing is required but that RVBC needs to exercise a degree of empathy when considering the impact such large scale developments and allocated housing units would have upon our community. The development of the existing brown field sites (as advised within the NPPF as being preferable to the destruction of Greenfield and Greenbelt) in and around Longridge as starter homes / retirement / affordable housing would be of real benefit to those who really need to get on the housing ladder as well as improving the aesthetics of the town itself.

I ask that you and the planning committee make their decisions based on a considered and well thought through basis.

Yours faithfully



equiv + addit 7/7/14

PRN 7895

28th June 2014

Ribble Valley Borough Council
Examination Office
Church Walk
Clitheroe
Lancs.
BB7 2RA



For the attention of Mrs Michelle Haworth, Core Strategy Programme Officer

Dear Mrs Haworth,

In response to the recent modifications to the RVBC Core Strategy, which, fundamentally I am in agreement with, I wish to bring to your attention one point for consideration in the developments planned for Longridge.

At the point of finalising the overall number of dwellings proposed for Longridge an adjustment of 200 dwellings was proposed, this to be distributed between 9 other identified settlements within the Borough. This number was ratified during December 2011 to account for the planned development of the Ridings Depot site. Since this time subsequent applications have been made including Gladman Developments for an additional 190 units at this site, a recent application has been lodged for 10 further units at the same site as proposed by Sherwood homes, 78 additional dwellings have already been granted permission at Mosses Farm, Whittingham Lane together with the development of 14 units on Inglewhite Road, these being amongst further granted & planned applications to build dwellings bordering Longridge.

I feel strongly that the Longridge adjustment figure requires due consideration in light of the above and, although further afield, (2 miles, with Longridge being the closest town to this site) the 650 units approved for construction at the Whittingham Park site should also form part of this consideration. It is obvious that the overall number of dwellings bordering our town shall be reliant upon the resources and infrastructure of Longridge and that to not make a further allowance for this within the dwelling allocation for our town would I consider be wholly negligent.

The impact upon the services and infrastructure by the scale of developments proposed by a number of the principle contractors within Longridge and upon its borders should be given due consideration to restricting these in both size and to the type of houses required to meet local requirements

I believe as a community we recognise that a degree of new housing is required but that RVBC needs to exercise a degree of empathy when considering the impact such large scale developments and allocated housing units would have upon our community. The development of the existing brown field sites (as advised within the NPPF as being preferable to the destruction of Greenfield and Greenbelt) in and around Longridge as starter homes / retirement / affordable housing would be of real benefit to those who really need to get on the housing ladder as well as improving the aesthetics of the town itself.

I ask that you and the planning committee make their decisions based on a considered and well thought through basis.


Yours faithfully



copy sent 7/7/14

PN 7896

28th June 2014



Ribble Valley Borough Council
Examination Office
Church Walk
Clitheroe
Lancs.
BB7 2RA

For the attention of Mrs Michelle Haworth, Core Strategy Programme Officer

Dear Mrs Haworth,

In response to the recent modifications to the RVBC Core Strategy, which, fundamentally I am in agreement with, I wish to bring to your attention one point for consideration in the developments planned for Longridge.

At the point of finalising the overall number of dwellings proposed for Longridge an adjustment of 200 dwellings was proposed, this to be distributed between 9 other identified settlements within the Borough. This number was ratified during December 2011 to account for the planned development of the Ridings Depot site. Since this time subsequent applications have been made including Gladman Developments for an additional 190 units at this site, a recent application has been lodged for 10 further units at the same site as proposed by Sherwood homes, 78 additional dwellings have already been granted permission at Mosses Farm, Whittingham Lane together with the development of 14 units on Inglewhite Road, these being amongst further granted & planned applications to build dwellings bordering Longridge.

I feel strongly that the Longridge adjustment figure requires due consideration in light of the above and, although further afield, (2 miles, with Longridge being the closest town to this site) the 650 units approved for construction at the Whittingham Park site should also form part of this consideration. It is obvious that the overall number of dwellings bordering our town shall be reliant upon the resources and infrastructure of Longridge and that to not make a further allowance for this within the dwelling allocation for our town would I consider be wholly negligent.

The impact upon the services and infrastructure by the scale of developments proposed by a number of the principle contractors within Longridge and upon its borders should be given due consideration to restricting these in both size and to the type of houses required to meet local requirements

I believe as a community we recognise that a degree of new housing is required but that RVBC needs to exercise a degree of empathy when considering the impact such large scale developments and allocated housing units would have upon our community. The development of the existing brown field sites (as advised within the NPPF as being preferable to the destruction of Greenfield and Greenbelt) in and around Longridge as starter homes / retirement / affordable housing would be of real benefit to those who really need to get on the housing ladder as well as improving the aesthetics of the town itself.

I ask that you and the planning committee make their decisions based on a considered and well thought through basis.


Yours faithfully

N

equal + added 7/7/14

PRN 7610

28th June 2014



Ribble Valley Borough Council
Examination Office
Church Walk
Clitheroe
Lancs.
BB7 2RA

For the attention of Mrs Michelle Haworth, Core Strategy Programme Officer

Dear Mrs Haworth,

In response to the recent modifications to the RVBC Core Strategy, which, fundamentally I am in agreement with, I wish to bring to your attention one point for consideration in the developments planned for Longridge.

At the point of finalising the overall number of dwellings proposed for Longridge an adjustment of 200 dwellings was proposed, this to be distributed between 9 other identified settlements within the Borough. This number was ratified during December 2011 to account for the planned development of the Ridings Depot site. Since this time subsequent applications have been made including Gladman Developments for an additional 190 units at this site, a recent application has been lodged for 10 further units at the same site as proposed by Sherwood homes, 78 additional dwellings have already been granted permission at Mosses Farm, Whittingham Lane together with the development of 14 units on Inglewhite Road, these being amongst further granted & planned applications to build dwellings bordering Longridge.

I feel strongly that the Longridge adjustment figure requires due consideration in light of the above and, although further afield, (2 miles, with Longridge being the closest town to this site) the 650 units approved for construction at the Whittingham Park site should also form part of this consideration. It is obvious that the overall number of dwellings bordering our town shall be reliant upon the resources and infrastructure of Longridge and that to not make a further allowance for this within the dwelling allocation for our town would I consider be wholly negligent.

The impact upon the services and infrastructure by the scale of developments proposed by a number of the principle contractors within Longridge and upon its borders should be given due consideration to restricting these in both size and to the type of houses required to meet local requirements

I believe as a community we recognise that a degree of new housing is required but that RVBC needs to exercise a degree of empathy when considering the impact such large scale developments and allocated housing units would have upon our community. The development of the existing brown field sites (as advised within the NPPF as being preferable to the destruction of Greenfield and Greenbelt) in and around Longridge as starter homes / retirement / affordable housing would be of real benefit to those who really need to get on the housing ladder as well as improving the aesthetics of the town itself.

I ask that you and the planning committee make their decisions based on a considered and well thought through basis.

Yours faithfully



enquid + addid 7/19/14

PRN 5537

28th June 2014

Ribble Valley Borough Council
Examination Office
Church Walk
Clitheroe
Lancs.
BB7 2RA



For the attention of Mrs Michelle Haworth, Core Strategy Programme Officer

Dear Mrs Haworth,

In response to the recent modifications to the RVBC Core Strategy, which, fundamentally I am in agreement with, I wish to bring to your attention one point for consideration in the developments planned for Longridge.

At the point of finalising the overall number of dwellings proposed for Longridge an adjustment of 200 dwellings was proposed, this to be distributed between 9 other identified settlements within the Borough. This number was ratified during December 2011 to account for the planned development of the Ridings Depot site. Since this time subsequent applications have been made including Gladman Developments for an additional 190 units at this site, a recent application has been lodged for 10 further units at the same site as proposed by Sherwood homes, 78 additional dwellings have already been granted permission at Mosses Farm, Whittingham Lane together with the development of 14 units on Inglewhite Road, these being amongst further granted & planned applications to build dwellings bordering Longridge.

I feel strongly that the Longridge adjustment figure requires due consideration in light of the above and, although further afield, (2 miles, with Longridge being the closest town to this site) the 650 units approved for construction at the Whittingham Park site should also form part of this consideration. It is obvious that the overall number of dwellings bordering our town shall be reliant upon the resources and infrastructure of Longridge and that to not make a further allowance for this within the dwelling allocation for our town would I consider be wholly negligent.

The impact upon the services and infrastructure by the scale of developments proposed by a number of the principle contractors within Longridge and upon its borders should be given due consideration to restricting these in both size and to the type of houses required to meet local requirements

I believe as a community we recognise that a degree of new housing is required but that RVBC needs to exercise a degree of empathy when considering the impact such large scale developments and allocated housing units would have upon our community. The development of the existing brown field sites (as advised within the NPPF as being preferable to the destruction of Greenfield and Greenbelt) in and around Longridge as starter homes / retirement / affordable housing would be of real benefit to those who really need to get on the housing ladder as well as improving the aesthetics of the town itself.

I ask that you and the planning committee make their decisions based on a considered and well thought through basis.

Yours faithfully

A large, thick, black scribble used to redact a signature.


A large, thick, black scribble used to redact a signature.

N

enquied + added 7/7/14

PRN 5750

20th June 2014



Ribble Valley Borough Council
Examination Office
Church Walk
Clitheroe
Lancs.
BB7 2RA

For the attention of Mrs Michelle Haworth, Core Strategy Programme Officer

Dear Mrs Haworth,

In response to the recent modifications to the RVBC Core Strategy, which, fundamentally I am in agreement with, I wish to bring to your attention one point for consideration in the developments planned for Longridge.

At the point of finalising the overall number of dwellings proposed for Longridge an adjustment of 200 dwellings was proposed, this to be distributed between 9 other identified settlements within the Borough. This number was ratified during December 2011 to account for the planned development of the Ridings Depot site. Since this time subsequent applications have been made including Gladman Developments for an additional 190 units at this site, a recent application has been lodged for 10 further units at the same site as proposed by Sherwood homes, 78 additional dwellings have already been granted permission at Mosses Farm, Whittingham Lane together with the development of 14 units on Inglewhite Road, these being amongst further granted & planned applications to build dwellings bordering Longridge.


I feel strongly that the Longridge adjustment figure requires due consideration in light of the above and, although further afield, (2 miles, with Longridge being the closest town to this site) the 650 units approved for construction at the Whittingham Park site should also form part of this consideration. It is obvious that the overall number of dwellings bordering our town shall be reliant upon the resources and infrastructure of Longridge and that to not make a further allowance for this within the dwelling allocation for our town would I consider be wholly negligent.

The impact upon the services and infrastructure by the scale of developments proposed by a number of the principle contractors within Longridge and upon its borders should be given due consideration to restricting these in both size and to the type of houses required to meet local requirements

I believe as a community we recognise that a degree of new housing is required but that RVBC needs to exercise a degree of empathy when considering the impact such large scale developments and allocated housing units would have upon our community. The development of the existing brown field sites (as advised within the NPPF as being preferable to the destruction of Greenfield and Greenbelt) in and around Longridge as starter homes / retirement / affordable housing would be of real benefit to those who really need to get on the housing ladder as well as improving the aesthetics of the town itself.

I ask that you and the planning committee make their decisions based on a considered and well thought through basis.

Yours faithfully



signed + dated 7/7/14

PAN 7832

28th June 2014

Ribble Valley Borough Council
Examination Office
Church Walk
Clitheroe
Lancs.
BB7 2RA

[REDACTED]

For the attention of Mrs Michelle Haworth, Core Strategy Programme Officer

Dear Mrs Haworth,

In response to the recent modifications to the RVBC Core Strategy, which, fundamentally I am in agreement with, I wish to bring to your attention one point for consideration in the developments planned for Longridge.

At the point of finalising the overall number of dwellings proposed for Longridge an adjustment of 200 dwellings was proposed, this to be distributed between 9 other identified settlements within the Borough. This number was ratified during December 2011 to account for the planned development of the Ridings Depot site. Since this time subsequent applications have been made including Gladman Developments for an additional 190 units at this site, a recent application has been lodged for 10 further units at the same site as proposed by Sherwood homes, 78 additional dwellings have already been granted permission at Mosses Farm, Whittingham Lane together with the development of 14 units on Inglewhite Road, these being amongst further granted & planned applications to build dwellings bordering Longridge.

I feel strongly that the Longridge adjustment figure requires due consideration in light of the above and, although further afield, (2 miles, with Longridge being the closest town to this site) the 650 units approved for construction at the Whittingham Park site should also form part of this consideration. It is obvious that the overall number of dwellings bordering our town shall be reliant upon the resources and infrastructure of Longridge and that to not make a further allowance for this within the dwelling allocation for our town would I consider be wholly negligent.

The impact upon the services and infrastructure by the scale of developments proposed by a number of the principle contractors within Longridge and upon its borders should be given due consideration to restricting these in both size and to the type of houses required to meet local requirements

I believe as a community we recognise that a degree of new housing is required but that RVBC needs to exercise a degree of empathy when considering the impact such large scale developments and allocated housing units would have upon our community. The development of the existing brown field sites (as advised within the NPPF as being preferable to the destruction of Greenfield and Greenbelt) in and around Longridge as starter homes / retirement / affordable housing would be of real benefit to those who really need to get on the housing ladder as well as improving the aesthetics of the town itself.

I ask that you and the planning committee make their decisions based on a considered and well thought through basis.

Yours faithfully

[REDACTED]

Né

[REDACTED]

signed + dated 7/7/14

PAN 8617

28th June 2014

Ribble Valley Borough Council
Examination Office
Church Walk
Clitheroe
Lancs.
BB7 2RA

For the attention of Mrs Michelle Haworth, Core Strategy Programme Officer

Dear Mrs Haworth,

In response to the recent modifications to the RVBC Core Strategy, which, fundamentally I am in agreement with, I wish to bring to your attention one point for consideration in the developments planned for Longridge.

At the point of finalising the overall number of dwellings proposed for Longridge an adjustment of 200 dwellings was proposed, this to be distributed between 9 other identified settlements within the Borough. This number was ratified during December 2011 to account for the planned development of the Ridings Depot site. Since this time subsequent applications have been made including Gladman Developments for an additional 190 units at this site, a recent application has been lodged for 10 further units at the same site as proposed by Sherwood homes, 78 additional dwellings have already been granted permission at Mosses Farm, Whittingham Lane together with the development of 14 units on Inglewhite Road, these being amongst further granted & planned applications to build dwellings bordering Longridge.

I feel strongly that the Longridge adjustment figure requires due consideration in light of the above and, although further afield, (2 miles, with Longridge being the closest town to this site) the 650 units approved for construction at the Whittingham Park site should also form part of this consideration. It is obvious that the overall number of dwellings bordering our town shall be reliant upon the resources and infrastructure of Longridge and that to not make a further allowance for this within the dwelling allocation for our town would I consider be wholly negligent.

The impact upon the services and infrastructure by the scale of developments proposed by a number of the principle contractors within Longridge and upon its borders should be given due consideration to restricting these in both size and to the type of houses required to meet local requirements

I believe as a community we recognise that a degree of new housing is required but that RVBC needs to exercise a degree of empathy when considering the impact such large scale developments and allocated housing units would have upon our community. The development of the existing brown field sites (as advised within the NPPF as being preferable to the destruction of Greenfield and Greenbelt) in and around Longridge as starter homes / retirement / affordable housing would be of real benefit to those who really need to get on the housing ladder as well as improving the aesthetics of the town itself.

I ask that you and the planning committee make their decisions based on a considered and well thought through basis.


Yours faithfully



signed + dated 7/7/14

PRN 8635

28th June 2014



Ribble Valley Borough Council
Examination Office
Church Walk
Clitheroe
Lancs.
BB7 2RA

For the attention of Mrs Michelle Haworth, Core Strategy Programme Officer

Dear Mrs Haworth,

In response to the recent modifications to the RVBC Core Strategy, which, fundamentally I am in agreement with, I wish to bring to your attention one point for consideration in the developments planned for Longridge.

At the point of finalising the overall number of dwellings proposed for Longridge an adjustment of 200 dwellings was proposed, this to be distributed between 9 other identified settlements within the Borough. This number was ratified during December 2011 to account for the planned development of the Ridings Depot site. Since this time subsequent applications have been made including Gladman Developments for an additional 190 units at this site, a recent application has been lodged for 10 further units at the same site as proposed by Sherwood homes, 78 additional dwellings have already been granted permission at Mosses Farm, Whittingham Lane together with the development of 14 units on Inglewhite Road, these being amongst further granted & planned applications to build dwellings bordering Longridge.

I feel strongly that the Longridge adjustment figure requires due consideration in light of the above and, although further afield, (2 miles, with Longridge being the closest town to this site) the 650 units approved for construction at the Whittingham Park site should also form part of this consideration. It is obvious that the overall number of dwellings bordering our town shall be reliant upon the resources and infrastructure of Longridge and that to not make a further allowance for this within the dwelling allocation for our town would I consider be wholly negligent.

The impact upon the services and infrastructure by the scale of developments proposed by a number of the principle contractors within Longridge and upon its borders should be given due consideration to restricting these in both size and to the type of houses required to meet local requirements

I believe as a community we recognise that a degree of new housing is required but that RVBC needs to exercise a degree of empathy when considering the impact such large scale developments and allocated housing units would have upon our community. The development of the existing brown field sites (as advised within the NPPF as being preferable to the destruction of Greenfield and Greenbelt) in and around Longridge as starter homes / retirement / affordable housing would be of real benefit to those who really need to get on the housing ladder as well as improving the aesthetics of the town itself.

I ask that you and the planning committee make their decisions based on a considered and well thought through basis.

Yours faithfully



signed + dated 9/6/14

PRN 8118

28th June 2014

Ribble Valley Borough Council
Examination Office
Church Walk
Clitheroe
Lancs.
BB7 2RA

[REDACTED]

For the attention of Mrs Michelle Haworth, Core Strategy Programme Officer

Dear Mrs Haworth,

In response to the recent modifications to the RVBC Core Strategy, which, fundamentally I am in agreement with, I wish to bring to your attention one point for consideration in the developments planned for Longridge.

At the point of finalising the overall number of dwellings proposed for Longridge an adjustment of 200 dwellings was proposed, this to be distributed between 9 other identified settlements within the Borough. This number was ratified during December 2011 to account for the planned development of the Ridings Depot site. Since this time subsequent applications have been made including Gladman Developments for an additional 190 units at this site, a recent application has been lodged for 10 further units at the same site as proposed by Sherwood homes, 78 additional dwellings have already been granted permission at Mosses Farm, Whittingham Lane together with the development of 14 units on Inglewhite Road, these being amongst further granted & planned applications to build dwellings bordering Longridge.

I feel strongly that the Longridge adjustment figure requires due consideration in light of the above and, although further afield, (2 miles, with Longridge being the closest town to this site) the 650 units approved for construction at the Whittingham Park site should also form part of this consideration. It is obvious that the overall number of dwellings bordering our town shall be reliant upon the resources and infrastructure of Longridge and that to not make a further allowance for this within the dwelling allocation for our town would I consider be wholly negligent.

The impact upon the services and infrastructure by the scale of developments proposed by a number of the principle contractors within Longridge and upon its borders should be given due consideration to restricting these in both size and to the type of houses required to meet local requirements

I believe as a community we recognise that a degree of new housing is required but that RVBC needs to exercise a degree of empathy when considering the impact such large scale developments and allocated housing units would have upon our community. The development of the existing brown field sites (as advised within the NPPF as being preferable to the destruction of Greenfield and Greenbelt) in and around Longridge as starter homes / retirement / affordable housing would be of real benefit to those who really need to get on the housing ladder as well as improving the aesthetics of the town itself.

I ask that you and the planning committee make their decisions based on a considered and well thought through basis.

Yours faithfully

[REDACTED]

[REDACTED]

N/

exped + add 7/2/14

PRN 8789

28th June 2014

Ribble Valley Borough Council
Examination Office
Church Walk
Clitheroe
Lancs.
BB7 2RA

[REDACTED]

For the attention of Mrs Michelle Haworth, Core Strategy Programme Officer

Dear Mrs Haworth,

In response to the recent modifications to the RVBC Core Strategy, which, fundamentally I am in agreement with, I wish to bring to your attention one point for consideration in the developments planned for Longridge.

At the point of finalising the overall number of dwellings proposed for Longridge an adjustment of 200 dwellings was proposed, this to be distributed between 9 other identified settlements within the Borough. This number was ratified during December 2011 to account for the planned development of the Ridings Depot site. Since this time subsequent applications have been made including Gladman Developments for an additional 190 units at this site, a recent application has been lodged for 10 further units at the same site as proposed by Sherwood homes, 78 additional dwellings have already been granted permission at Mosses Farm, Whittingham Lane together with the development of 14 units on Inglewhite Road, these being amongst further granted & planned applications to build dwellings bordering Longridge.

I feel strongly that the Longridge adjustment figure requires due consideration in light of the above and, although further afield, (2 miles, with Longridge being the closest town to this site) the 650 units approved for construction at the Whittingham Park site should also form part of this consideration. It is obvious that the overall number of dwellings bordering our town shall be reliant upon the resources and infrastructure of Longridge and that to not make a further allowance for this within the dwelling allocation for our town would I consider be wholly negligent.

The impact upon the services and infrastructure by the scale of developments proposed by a number of the principle contractors within Longridge and upon its borders should be given due consideration to restricting these in both size and to the type of houses required to meet local requirements

I believe as a community we recognise that a degree of new housing is required but that RVBC needs to exercise a degree of empathy when considering the impact such large scale developments and allocated housing units would have upon our community. The development of the existing brown field sites (as advised within the NPPF as being preferable to the destruction of Greenfield and Greenbelt) in and around Longridge as starter homes / retirement / affordable housing would be of real benefit to those who really need to get on the housing ladder as well as improving the aesthetics of the town itself.

I ask that you and the planning committee make their decisions based on a considered and well thought through basis.

Yours faithfully

[REDACTED]

[REDACTED]

*copied + added
7/7/14*

IRN 8790

28th June 2014

[REDACTED]

Ribble Valley Borough Council
Examination Office
Church Walk
Clitheroe
Lancs.
BB7 2RA

For the attention of Mrs Michelle Haworth, Core Strategy Programme Officer

Dear Mrs Haworth,

In response to the recent modifications to the RVBC Core Strategy, which, fundamentally I am in agreement with, I wish to bring to your attention one point for consideration in the developments planned for Longridge.

At the point of finalising the overall number of dwellings proposed for Longridge an adjustment of 200 dwellings was proposed, this to be distributed between 9 other identified settlements within the Borough. This number was ratified during December 2011 to account for the planned development of the Ridings Depot site. Since this time subsequent applications have been made including Gladman Developments for an additional 190 units at this site, a recent application has been lodged for 10 further units at the same site as proposed by Sherwood homes, 78 additional dwellings have already been granted permission at Mosses Farm, Whittingham Lane together with the development of 14 units on Inglewhite Road, these being amongst further granted & planned applications to build dwellings bordering Longridge.

I feel strongly that the Longridge adjustment figure requires due consideration in light of the above and, although further afield, (2 miles, with Longridge being the closest town to this site) the 650 units approved for construction at the Whittingham Park site should also form part of this consideration. It is obvious that the overall number of dwellings bordering our town shall be reliant upon the resources and infrastructure of Longridge and that to not make a further allowance for this within the dwelling allocation for our town would I consider be wholly negligent.

The impact upon the services and infrastructure by the scale of developments proposed by a number of the principle contractors within Longridge and upon its borders should be given due consideration to restricting these in both size and to the type of houses required to meet local requirements

I believe as a community we recognise that a degree of new housing is required but that RVBC needs to exercise a degree of empathy when considering the impact such large scale developments and allocated housing units would have upon our community. The development of the existing brown field sites (as advised within the NPPF as being preferable to the destruction of Greenfield and Greenbelt) in and around Longridge as starter homes / retirement / affordable housing would be of real benefit to those who really need to get on the housing ladder as well as improving the aesthetics of the town itself.

I ask that you and the planning committee make their decisions based on a considered and well thought through basis.

Yours faithfully

[REDACTED]

[REDACTED]

[REDACTED]

N

28th June 2014

typed + dated 7/7/14

PRN 8791

Ribble Valley Borough Council
Examination Office
Church Walk
Clitheroe
Lancs.
BB7 2RA

[REDACTED]
[REDACTED]
[REDACTED]

For the attention of Mrs Michelle Haworth, Core Strategy Programme Officer

Dear Mrs Haworth,

In response to the recent modifications to the RVBC Core Strategy, which, fundamentally I am in agreement with, I wish to bring to your attention one point for consideration in the developments planned for Longridge.

At the point of finalising the overall number of dwellings proposed for Longridge an adjustment of 200 dwellings was proposed, this to be distributed between 9 other identified settlements within the Borough. This number was ratified during December 2011 to account for the planned development of the Ridings Depot site. Since this time subsequent applications have been made including Gladman Developments for an additional 190 units at this site, a recent application has been lodged for 10 further units at the same site as proposed by Sherwood homes, 78 additional dwellings have already been granted permission at Mosses Farm, Whittingham Lane together with the development of 14 units on Inglewhite Road, these being amongst further granted & planned applications to build dwellings bordering Longridge.

I feel strongly that the Longridge adjustment figure requires due consideration in light of the above and, although further afield, (2 miles, with Longridge being the closest town to this site) the 650 units approved for construction at the Whittingham Park site should also form part of this consideration. It is obvious that the overall number of dwellings bordering our town shall be reliant upon the resources and infrastructure of Longridge and that to not make a further allowance for this within the dwelling allocation for our town would I consider be wholly negligent.

The impact upon the services and infrastructure by the scale of developments proposed by a number of the principle contractors within Longridge and upon its borders should be given due consideration to restricting these in both size and to the type of houses required to meet local requirements

I believe as a community we recognise that a degree of new housing is required but that RVBC needs to exercise a degree of empathy when considering the impact such large scale developments and allocated housing units would have upon our community. The development of the existing brown field sites (as advised within the NPPF as being preferable to the destruction of Greenfield and Greenbelt) in and around Longridge as starter homes / retirement / affordable housing would be of real benefit to those who really need to get on the housing ladder as well as improving the aesthetics of the town itself.

I ask that you and the planning committee make their decisions based on a considered and well thought through basis.

Yours faithfully

[REDACTED]

copied + dated 7/7/14

PRN 8792

28th June 2014

Ribble Valley Borough Council
Examination Office
Church Walk
Clitheroe
Lancs.
BB7 2RA

[REDACTED]

For the attention of Mrs Michelle Haworth, Core Strategy Programme Officer

Dear Mrs Haworth,

In response to the recent modifications to the RVBC Core Strategy, which, fundamentally I am in agreement with, I wish to bring to your attention one point for consideration in the developments planned for Longridge.

At the point of finalising the overall number of dwellings proposed for Longridge an adjustment of 200 dwellings was proposed, this to be distributed between 9 other identified settlements within the Borough. This number was ratified during December 2011 to account for the planned development of the Ridings Depot site. Since this time subsequent applications have been made including Gladman Developments for an additional 190 units at this site, a recent application has been lodged for 10 further units at the same site as proposed by Sherwood homes, 78 additional dwellings have already been granted permission at Mosses Farm, Whittingham Lane together with the development of 14 units on Inglewhite Road, these being amongst further granted & planned applications to build dwellings bordering Longridge.

I feel strongly that the Longridge adjustment figure requires due consideration in light of the above and, although further afield, (2 miles, with Longridge being the closest town to this site) the 650 units approved for construction at the Whittingham Park site should also form part of this consideration. It is obvious that the overall number of dwellings bordering our town shall be reliant upon the resources and infrastructure of Longridge and that to not make a further allowance for this within the dwelling allocation for our town would I consider be wholly negligent.

The impact upon the services and infrastructure by the scale of developments proposed by a number of the principle contractors within Longridge and upon its borders should be given due consideration to restricting these in both size and to the type of houses required to meet local requirements

I believe as a community we recognise that a degree of new housing is required but that RVBC needs to exercise a degree of empathy when considering the impact such large scale developments and allocated housing units would have upon our community. The development of the existing brown field sites (as advised within the NPPF as being preferable to the destruction of Greenfield and Greenbelt) in and around Longridge as starter homes / retirement / affordable housing would be of real benefit to those who really need to get on the housing ladder as well as improving the aesthetics of the town itself.

I ask that you and the planning committee make their decisions based on a considered and well thought through basis.

Yr [REDACTED]

[REDACTED]

Name & signature



1
Copied + added 7/7/14

PRN 8793

28th June 2014

Ribble Valley Borough Council
Examination Office
Church Walk
Clitheroe
Lancs.
BB7 2RA

[REDACTED]
[REDACTED]
[REDACTED]
[REDACTED]

For the attention of Mrs Michelle Haworth, Core Strategy Programme Officer

Dear Mrs Haworth,

In response to the recent modifications to the RVBC Core Strategy, which, fundamentally I am in agreement with, I wish to bring to your attention one point for consideration in the developments planned for Longridge.

At the point of finalising the overall number of dwellings proposed for Longridge an adjustment of 200 dwellings was proposed, this to be distributed between 9 other identified settlements within the Borough. This number was ratified during December 2011 to account for the planned development of the Ridings Depot site. Since this time subsequent applications have been made including Gladman Developments for an additional 190 units at this site, a recent application has been lodged for 10 further units at the same site as proposed by Sherwood homes, 78 additional dwellings have already been granted permission at Mosses Farm, Whittingham Lane together with the development of 14 units on Inglewhite Road, these being amongst further granted & planned applications to build dwellings bordering Longridge.

I feel strongly that the Longridge adjustment figure requires due consideration in light of the above and, although further afield, (2 miles, with Longridge being the closest town to this site) the 650 units approved for construction at the Whittingham Park site should also form part of this consideration. It is obvious that the overall number of dwellings bordering our town shall be reliant upon the resources and infrastructure of Longridge and that to not make a further allowance for this within the dwelling allocation for our town would I consider be wholly negligent.

The impact upon the services and infrastructure by the scale of developments proposed by a number of the principle contractors within Longridge and upon its borders should be given due consideration to restricting these in both size and to the type of houses required to meet local requirements

I believe as a community we recognise that a degree of new housing is required but that RVBC needs to exercise a degree of empathy when considering the impact such large scale developments and allocated housing units would have upon our community. The development of the existing brown field sites (as advised within the NPPF as being preferable to the destruction of Greenfield and Greenbelt) in and around Longridge as starter homes / retirement / affordable housing would be of real benefit to those who really need to get on the housing ladder as well as improving the aesthetics of the town itself.

I ask that you and the planning committee make their decisions based on a considered and well thought through basis.

Yours faithfully

[REDACTED]
[REDACTED]

28th June 2014

Speed 7/7/14
no address
for a/c'd

PRN 8794

Ribble Valley Borough Council
Examination Office
Church Walk
Clitheroe
Lancs.
BB7 2RA

For the attention of Mrs Michelle Haworth, Core Strategy Programme Officer

Dear Mrs Haworth,

In response to the recent modifications to the RVBC Core Strategy, which, fundamentally I am in agreement with, I wish to bring to your attention one point for consideration in the developments planned for Longridge.

At the point of finalising the overall number of dwellings proposed for Longridge an adjustment of 200 dwellings was proposed, this to be distributed between 9 other identified settlements within the Borough. This number was ratified during December 2011 to account for the planned development of the Ridings Depot site. Since this time subsequent applications have been made including Gladman Developments for an additional 190 units at this site, a recent application has been lodged for 10 further units at the same site as proposed by Sherwood homes, 78 additional dwellings have already been granted permission at Mosses Farm, Whittingham Lane together with the development of 14 units on Inglewhite Road, these being amongst further granted & planned applications to build dwellings bordering Longridge.

I feel strongly that the Longridge adjustment figure requires due consideration in light of the above and, although further afield, (2 miles, with Longridge being the closest town to this site) the 650 units approved for construction at the Whittingham Park site should also form part of this consideration. It is obvious that the overall number of dwellings bordering our town shall be reliant upon the resources and infrastructure of Longridge and that to not make a further allowance for this within the dwelling allocation for our town would I consider be wholly negligent.

The impact upon the services and infrastructure by the scale of developments proposed by a number of the principle contractors within Longridge and upon its borders should be given due consideration to restricting these in both size and to the type of houses required to meet local requirements

I believe as a community we recognise that a degree of new housing is required but that RVBC needs to exercise a degree of empathy when considering the impact such large scale developments and allocated housing units would have upon our community. The development of the existing brown field sites (as advised within the NPPF as being preferable to the destruction of Greenfield and Greenbelt) in and around Longridge as starter homes / retirement / affordable housing would be of real benefit to those who really need to get on the housing ladder as well as improving the aesthetics of the town itself.

I ask that you and the planning committee make their decisions based on a considered and well thought through basis.


Yours faithfully



expedited 7/7/14
no address for
adhd

PRN 8795

28th June 2014



Ribble Valley Borough Council
Examination Office
Church Walk
Clitheroe
Lancs.
BB7 2RA

For the attention of Mrs Michelle Haworth, Core Strategy Programme Officer

Dear Mrs Haworth,

In response to the recent modifications to the RVBC Core Strategy, which, fundamentally I am in agreement with, I wish to bring to your attention one point for consideration in the developments planned for Longridge.

At the point of finalising the overall number of dwellings proposed for Longridge an adjustment of 200 dwellings was proposed, this to be distributed between 9 other identified settlements within the Borough. This number was ratified during December 2011 to account for the planned development of the Ridings Depot site. Since this time subsequent applications have been made including Gladman Developments for an additional 190 units at this site, a recent application has been lodged for 10 further units at the same site as proposed by Sherwood homes, 78 additional dwellings have already been granted permission at Mosses Farm, Whittingham Lane together with the development of 14 units on Inglewhite Road, these being amongst further granted & planned applications to build dwellings bordering Longridge.

I feel strongly that the Longridge adjustment figure requires due consideration in light of the above and, although further afield, (2 miles, with Longridge being the closest town to this site) the 650 units approved for construction at the Whittingham Park site should also form part of this consideration. It is obvious that the overall number of dwellings bordering our town shall be reliant upon the resources and infrastructure of Longridge and that to not make a further allowance for this within the dwelling allocation for our town would I consider be wholly negligent.

The impact upon the services and infrastructure by the scale of developments proposed by a number of the principle contractors within Longridge and upon its borders should be given due consideration to restricting these in both size and to the type of houses required to meet local requirements

I believe as a community we recognise that a degree of new housing is required but that RVBC needs to exercise a degree of empathy when considering the impact such large scale developments and allocated housing units would have upon our community. The development of the existing brown field sites (as advised within the NPPF as being preferable to the destruction of Greenfield and Greenbelt) in and around Longridge as starter homes / retirement / affordable housing would be of real benefit to those who really need to get on the housing ladder as well as improving the aesthetics of the town itself.

I ask that you and the planning committee make their decisions based on a considered and well thought through basis.

Yours faithfully

28th June 2014

replied 7/7/14
no address for
ack'd

PRN 8796

Ribble Valley Borough Council
Examination Office
Church Walk
Clitheroe
Lancs.
BB7 2RA

For the attention of Mrs Michelle Haworth, Core Strategy Programme Officer

Dear Mrs Haworth,

In response to the recent modifications to the RVBC Core Strategy, which, fundamentally I am in agreement with, I wish to bring to your attention one point for consideration in the developments planned for Longridge.

At the point of finalising the overall number of dwellings proposed for Longridge an adjustment of 200 dwellings was proposed, this to be distributed between 9 other identified settlements within the Borough. This number was ratified during December 2011 to account for the planned development of the Ridings Depot site. Since this time subsequent applications have been made including Gladman Developments for an additional 190 units at this site, a recent application has been lodged for 10 further units at the same site as proposed by Sherwood homes, 78 additional dwellings have already been granted permission at Mosses Farm, Whittingham Lane together with the development of 14 units on Inglewhite Road, these being amongst further granted & planned applications to build dwellings bordering Longridge.

I feel strongly that the Longridge adjustment figure requires due consideration in light of the above and, although further afield, (2 miles, with Longridge being the closest town to this site) the 650 units approved for construction at the Whittingham Park site should also form part of this consideration. It is obvious that the overall number of dwellings bordering our town shall be reliant upon the resources and infrastructure of Longridge and that to not make a further allowance for this within the dwelling allocation for our town would I consider be wholly negligent.

The impact upon the services and infrastructure by the scale of developments proposed by a number of the principle contractors within Longridge and upon its borders should be given due consideration to restricting these in both size and to the type of houses required to meet local requirements

I believe as a community we recognise that a degree of new housing is required but that RVBC needs to exercise a degree of empathy when considering the impact such large scale developments and allocated housing units would have upon our community. The development of the existing brown field sites (as advised within the NPPF as being preferable to the destruction of Greenfield and Greenbelt) in and around Longridge as starter homes / retirement / affordable housing would be of real benefit to those who really need to get on the housing ladder as well as improving the aesthetics of the town itself.

I ask that you and the planning committee make their decisions based on a considered and well thought through basis.




Name & signature

26th June 2014

*Equid + added
7/7/14*

PRN 8797

Ribble Valley Borough Council
Examination Office
Church Walk
Clitheroe
Lancs.
BB7 2RA

For the attention of Mrs Michelle Haworth, Core Strategy Programme Officer

Dear Mrs Haworth,

In response to the recent modifications to the RVBC Core Strategy, which, fundamentally I am in agreement with, I wish to bring to your attention one point for consideration in the developments planned for Longridge.

At the point of finalising the overall number of dwellings proposed for Longridge an adjustment of 200 dwellings was proposed, this to be distributed between 9 other identified settlements within the Borough. This number was ratified during December 2011 to account for the planned development of the Ridings Depot site. Since this time subsequent applications have been made including Gladman Developments for an additional 190 units at this site, a recent application has been lodged for 10 further units at the same site as proposed by Sherwood homes, 78 additional dwellings have already been granted permission at Mosses Farm, Whittingham Lane together with the development of 14 units on Inglewhite Road, these being amongst further granted & planned applications to build dwellings bordering Longridge.

I feel strongly that the Longridge adjustment figure requires due consideration in light of the above and, although further afield, (2 miles, with Longridge being the closest town to this site) the 650 units approved for construction at the Whittingham Park site should also form part of this consideration. It is obvious that the overall number of dwellings bordering our town shall be reliant upon the resources and infrastructure of Longridge and that to not make a further allowance for this within the dwelling allocation for our town would I consider be wholly negligent.

The impact upon the services and infrastructure by the scale of developments proposed by a number of the principle contractors within Longridge and upon its borders should be given due consideration to restricting these in both size and to the type of houses required to meet local requirements

I believe as a community we recognise that a degree of new housing is required but that RVBC needs to exercise a degree of empathy when considering the impact such large scale developments and allocated housing units would have upon our community. The development of the existing brown field sites (as advised within the NPPF as being preferable to the destruction of Greenfield and Greenbelt) in and around Longridge as starter homes / retirement / affordable housing would be of real benefit to those who really need to get on the housing ladder as well as improving the aesthetics of the town itself.

I ask that you and the planning committee make their decisions based on a considered and well thought through basis.

Yours faithfully

[Redacted signature area]

28th June 2014

*copied + add'd
9/7/14
no address for
add'd*

PRN 8778

Ribble Valley Borough Council
Examination Office
Church Walk
Clitheroe
Lancs.
BB7 2RA

For the attention of Mrs Michelle Haworth, Core Strategy Programme Officer

Dear Mrs Haworth,

In response to the recent modifications to the RVBC Core Strategy, which, fundamentally I am in agreement with, I wish to bring to your attention one point for consideration in the developments planned for Longridge.

At the point of finalising the overall number of dwellings proposed for Longridge an adjustment of 200 dwellings was proposed, this to be distributed between 9 other identified settlements within the Borough. This number was ratified during December 2011 to account for the planned development of the Ridings Depot site. Since this time subsequent applications have been made including Gladman Developments for an additional 190 units at this site, a recent application has been lodged for 10 further units at the same site as proposed by Sherwood homes, 78 additional dwellings have already been granted permission at Mosses Farm, Whittingham Lane together with the development of 14 units on Inglewhite Road, these being amongst further granted & planned applications to build dwellings bordering Longridge.


I feel strongly that the Longridge adjustment figure requires due consideration in light of the above and, although further afield, (2 miles, with Longridge being the closest town to this site) the 650 units approved for construction at the Whittingham Park site should also form part of this consideration. It is obvious that the overall number of dwellings bordering our town shall be reliant upon the resources and infrastructure of Longridge and that to not make a further allowance for this within the dwelling allocation for our town would I consider be wholly negligent.

The impact upon the services and infrastructure by the scale of developments proposed by a number of the principle contractors within Longridge and upon its borders should be given due consideration to restricting these in both size and to the type of houses required to meet local requirements

I believe as a community we recognise that a degree of new housing is required but that RVBC needs to exercise a degree of empathy when considering the impact such large scale developments and allocated housing units would have upon our community. The development of the existing brown field sites (as advised within the NPPF as being preferable to the destruction of Greenfield and Greenbelt) in and around Longridge as starter homes / retirement / affordable housing would be of real benefit to those who really need to get on the housing ladder as well as improving the aesthetics of the town itself.


I ask that you and the planning committee make their decisions based on a considered and well thought through basis.

Yours faithfully



28th June 2014

no address provided



copied 7/7/14

PRN 8799

Ribble Valley Borough Council
Examination Office
Church Walk
Clitheroe
Lancs.
BB7 2RA

For the attention of Mrs Michelle Haworth, Core Strategy Programme Officer

Dear Mrs Haworth,

In response to the recent modifications to the RVBC Core Strategy, which, fundamentally I am in agreement with, I wish to bring to your attention one point for consideration in the developments planned for Longridge.

At the point of finalising the overall number of dwellings proposed for Longridge an adjustment of 200 dwellings was proposed, this to be distributed between 9 other identified settlements within the Borough. This number was ratified during December 2011 to account for the planned development of the Ridings Depot site. Since this time subsequent applications have been made including Gladman Developments for an additional 190 units at this site, a recent application has been lodged for 10 further units at the same site as proposed by Sherwood homes, 78 additional dwellings have already been granted permission at Mosses Farm, Whittingham Lane together with the development of 14 units on Inglewhite Road, these being amongst further granted & planned applications to build dwellings bordering Longridge.

I feel strongly that the Longridge adjustment figure requires due consideration in light of the above and, although further afield, (2 miles, with Longridge being the closest town to this site) the 650 units approved for construction at the Whittingham Park site should also form part of this consideration. It is obvious that the overall number of dwellings bordering our town shall be reliant upon the resources and infrastructure of Longridge and that to not make a further allowance for this within the dwelling allocation for our town would I consider be wholly negligent.

The impact upon the services and infrastructure by the scale of developments proposed by a number of the principle contractors within Longridge and upon its borders should be given due consideration to restricting these in both size and to the type of houses required to meet local requirements

I believe as a community we recognise that a degree of new housing is required but that RVBC needs to exercise a degree of empathy when considering the impact such large scale developments and allocated housing units would have upon our community. The development of the existing brown field sites (as advised within the NPPF as being preferable to the destruction of Greenfield and Greenbelt) in and around Longridge as starter homes / retirement / affordable housing would be of real benefit to those who really need to get on the housing ladder as well as improving the aesthetics of the town itself.

I ask that you and the planning committee make their decisions based on a considered and well thought through basis.

Yours faithfully

28th June 2014

copy sent + add'd
9/7/14

PRN 8800

Ribble Valley Borough Council
Examination Office
Church Walk
Clitheroe
Lancs.
BB7 2RA

[REDACTED]
[REDACTED]
[REDACTED]

For the attention of Mrs Michelle Haworth, Core Strategy Programme Officer

Dear Mrs Haworth,

In response to the recent modifications to the RVBC Core Strategy, which, fundamentally I am in agreement with, I wish to bring to your attention one point for consideration in the developments planned for Longridge.

At the point of finalising the overall number of dwellings proposed for Longridge an adjustment of 200 dwellings was proposed, this to be distributed between 9 other identified settlements within the Borough. This number was ratified during December 2011 to account for the planned development of the Ridings Depot site. Since this time subsequent applications have been made including Gladman Developments for an additional 190 units at this site, a recent application has been lodged for 10 further units at the same site as proposed by Sherwood homes, 78 additional dwellings have already been granted permission at Mosses Farm, Whittingham Lane together with the development of 14 units on Inglewhite Road, these being amongst further granted & planned applications to build dwellings bordering Longridge.

I feel strongly that the Longridge adjustment figure requires due consideration in light of the above and, although further afield, (2 miles, with Longridge being the closest town to this site) the 650 units approved for construction at the Whittingham Park site should also form part of this consideration. It is obvious that the overall number of dwellings bordering our town shall be reliant upon the resources and infrastructure of Longridge and that to not make a further allowance for this within the dwelling allocation for our town would I consider be wholly negligent.

The impact upon the services and infrastructure by the scale of developments proposed by a number of the principle contractors within Longridge and upon its borders should be given due consideration to restricting these in both size and to the type of houses required to meet local requirements

I believe as a community we recognise that a degree of new housing is required but that RVBC needs to exercise a degree of empathy when considering the impact such large scale developments and allocated housing units would have upon our community. The development of the existing brown field sites (as advised within the NPPF as being preferable to the destruction of Greenfield and Greenbelt) in and around Longridge as starter homes / retirement / affordable housing would be of real benefit to those who really need to get on the housing ladder as well as improving the aesthetics of the town itself.

I ask that you and the planning committee make their decisions based on a considered and well thought through basis.

Yours faithfully

[REDACTED]
[REDACTED]

reped + added 2/9/14

PRN 8801

28th June 2014

[Redacted]

Ribble Valley Borough Council
Examination Office
Church Walk
Clitheroe
Lancs.
BB7 2RA

For the attention of Mrs Michelle Haworth, Core Strategy Programme Officer

Dear Mrs Haworth,

In response to the recent modifications to the RVBC Core Strategy, which, fundamentally I am in agreement with, I wish to bring to your attention one point for consideration in the developments planned for Longridge.

At the point of finalising the overall number of dwellings proposed for Longridge an adjustment of 200 dwellings was proposed, this to be distributed between 9 other identified settlements within the Borough. This number was ratified during December 2011 to account for the planned development of the Ridings Depot site. Since this time subsequent applications have been made including Gladman Developments for an additional 190 units at this site, a recent application has been lodged for 10 further units at the same site as proposed by Sherwood homes, 78 additional dwellings have already been granted permission at Mosses Farm, Whittingham Lane together with the development of 14 units on Inglewhite Road, these being amongst further granted & planned applications to build dwellings bordering Longridge.

I feel strongly that the Longridge adjustment figure requires due consideration in light of the above and, although further afield, (2 miles, with Longridge being the closest town to this site) the 650 units approved for construction at the Whittingham Park site should also form part of this consideration. It is obvious that the overall number of dwellings bordering our town shall be reliant upon the resources and infrastructure of Longridge and that to not make a further allowance for this within the dwelling allocation for our town would I consider be wholly negligent.

The impact upon the services and infrastructure by the scale of developments proposed by a number of the principle contractors within Longridge and upon its borders should be given due consideration to restricting these in both size and to the type of houses required to meet local requirements.

I believe as a community we recognise that a degree of new housing is required but that RVBC needs to exercise a degree of empathy when considering the impact such large scale developments and allocated housing units would have upon our community. The development of the existing brown field sites (as advised within the NPPF as being preferable to the destruction of Greenfield and Greenbelt) in and around Longridge as starter homes / retirement / affordable housing would be of real benefit to those who really need to get on the housing ladder as well as improving the aesthetics of the town itself.

I ask that you and the planning committee make their decisions based on a considered and well thought through basis.

[Redacted]

28th June 2014

copied & filed
7/7/14

PRN. 8802

Ribble Valley Borough Council
Examination Office
Church Walk
Clitheroe
Lancs.
BB7 2RA

[REDACTED]

For the attention of Mrs Michelle Haworth, Core Strategy Programme Officer

Dear Mrs Haworth,

In response to the recent modifications to the RVBC Core Strategy, which, fundamentally I am in agreement with, I wish to bring to your attention one point for consideration in the developments planned for Longridge.

At the point of finalising the overall number of dwellings proposed for Longridge an adjustment of 200 dwellings was proposed, this to be distributed between 9 other identified settlements within the Borough. This number was ratified during December 2011 to account for the planned development of the Ridings Depot site. Since this time subsequent applications have been made including Gladman Developments for an additional 190 units at this site, a recent application has been lodged for 10 further units at the same site as proposed by Sherwood homes, 78 additional dwellings have already been granted permission at Mosses Farm, Whittingham Lane together with the development of 14 units on Inglewhite Road, these being amongst further granted & planned applications to build dwellings bordering Longridge.

I feel strongly that the Longridge adjustment figure requires due consideration in light of the above and, although further afield, (2 miles, with Longridge being the closest town to this site) the 650 units approved for construction at the Whittingham Park site should also form part of this consideration. It is obvious that the overall number of dwellings bordering our town shall be reliant upon the resources and infrastructure of Longridge and that to not make a further allowance for this within the dwelling allocation for our town would I consider be wholly negligent.

The impact upon the services and infrastructure by the scale of developments proposed by a number of the principle contractors within Longridge and upon its borders should be given due consideration to restricting these in both size and to the type of houses required to meet local requirements


I believe as a community we recognise that a degree of new housing is required but that RVBC needs to exercise a degree of empathy when considering the impact such large scale developments and allocated housing units would have upon our community. The development of the existing brown field sites (as advised within the NPPF as being preferable to the destruction of Greenfield and Greenbelt) in and around Longridge as starter homes / retirement / affordable housing would be of real benefit to those who really need to get on the housing ladder as well as improving the aesthetics of the town itself.

I ask that you and the planning committee make their decisions based on a considered and well thought through basis.

Yours faithfully

[REDACTED]

[REDACTED]



28th June 2014

*copied + added
7/7/14*

PAN. 8803

Ribble Valley Borough Council
Examination Office
Church Walk
Clitheroe
Lancs.
BB7 2RA

[REDACTED]

For the attention of Mrs Michelle Haworth, Core Strategy Programme Officer

Dear Mrs Haworth,

In response to the recent modifications to the RVBC Core Strategy, which, fundamentally I am in agreement with, I wish to bring to your attention one point for consideration in the developments planned for Longridge.

At the point of finalising the overall number of dwellings proposed for Longridge an adjustment of 200 dwellings was proposed, this to be distributed between 9 other identified settlements within the Borough. This number was ratified during December 2011 to account for the planned development of the Ridings Depot site. Since this time subsequent applications have been made including Gladman Developments for an additional 190 units at this site, a recent application has been lodged for 10 further units at the same site as proposed by Sherwood homes, 78 additional dwellings have already been granted permission at Mosses Farm, Whittingham Lane together with the development of 14 units on Inglewhite Road, these being amongst further granted & planned applications to build dwellings bordering Longridge.

I feel strongly that the Longridge adjustment figure requires due consideration in light of the above and, although further afield, (2 miles, with Longridge being the closest town to this site) the 650 units approved for construction at the Whittingham Park site should also form part of this consideration. It is obvious that the overall number of dwellings bordering our town shall be reliant upon the resources and infrastructure of Longridge and that to not make a further allowance for this within the dwelling allocation for our town would I consider be wholly negligent.

The impact upon the services and infrastructure by the scale of developments proposed by a number of the principle contractors within Longridge and upon its borders should be given due consideration to restricting these in both size and to the type of houses required to meet local requirements.

I believe as a community we recognise that a degree of new housing is required but that RVBC needs to exercise a degree of empathy when considering the impact such large scale developments and allocated housing units would have upon our community. The development of the existing brown field sites (as advised within the NPPF as being preferable to the destruction of Greenfield and Greenbelt) in and around Longridge as starter homes / retirement / affordable housing would be of real benefit to those who really need to get on the housing ladder as well as improving the aesthetics of the town itself.

I ask that you and the planning committee make their decisions based on a considered and well thought through basis.

Yours faithfully

[REDACTED]

exped + called
7/7/14

PRN. 8804

28th June 2014

[Redacted]

Ribble Valley Borough Council
Examination Office
Church Walk
Clitheroe
Lancs.
BB7 2RA

For the attention of Mrs Michelle Haworth, Core Strategy Programme Officer

Dear Mrs Haworth,

In response to the recent modifications to the RVBC Core Strategy, which, fundamentally I am in agreement with, I wish to bring to your attention one point for consideration in the developments planned for Longridge.

At the point of finalising the overall number of dwellings proposed for Longridge an adjustment of 200 dwellings was proposed, this to be distributed between 9 other identified settlements within the Borough. This number was ratified during December 2011 to account for the planned development of the Ridings Depot site. Since this time subsequent applications have been made including Gladman Developments for an additional 190 units at this site, a recent application has been lodged for 10 further units at the same site as proposed by Sherwood homes, 78 additional dwellings have already been granted permission at Mosses Farm, Whittingham Lane together with the development of 14 units on Inglewhite Road, these being amongst further granted & planned applications to build dwellings bordering Longridge.

I feel strongly that the Longridge adjustment figure requires due consideration in light of the above and, although further afield, (2 miles, with Longridge being the closest town to this site) the 650 units approved for construction at the Whittingham Park site should also form part of this consideration. It is obvious that the overall number of dwellings bordering our town shall be reliant upon the resources and infrastructure of Longridge and that to not make a further allowance for this within the dwelling allocation for our town would I consider be wholly negligent.

The impact upon the services and infrastructure by the scale of developments proposed by a number of the principle contractors within Longridge and upon its borders should be given due consideration to restricting these in both size and to the type of houses required to meet local requirements

I believe as a community we recognise that a degree of new housing is required but that RVBC needs to exercise a degree of empathy when considering the impact such large scale developments and allocated housing units would have upon our community. The development of the existing brown field sites (as advised within the NPPF as being preferable to the destruction of Greenfield and Greenbelt) in and around Longridge as starter homes / retirement / affordable housing would be of real benefit to those who really need to get on the housing ladder as well as improving the aesthetics of the town itself.

I ask that you and the planning committee make their decisions based on a considered and well thought through basis.

Yours faithfully

[Redacted]

[Redacted]

28th June 2014

agreed 7/7/14
*no address
for record*

PRN 8805

Ribble Valley Borough Council
Examination Office
Church Walk
Clitheroe
Lancs.
BB7 2RA

For the attention of Mrs Michelle Haworth, Core Strategy Programme Officer

Dear Mrs Haworth,

In response to the recent modifications to the RVBC Core Strategy, which, fundamentally I am in agreement with, I wish to bring to your attention one point for consideration in the developments planned for Longridge.

At the point of finalising the overall number of dwellings proposed for Longridge an adjustment of 200 dwellings was proposed, this to be distributed between 9 other identified settlements within the Borough. This number was ratified during December 2011 to account for the planned development of the Ridings Depot site. Since this time subsequent applications have been made including Gladman Developments for an additional 190 units at this site, a recent application has been lodged for 10 further units at the same site as proposed by Sherwood homes, 78 additional dwellings have already been granted permission at Mosses Farm, Whittingham Lane together with the development of 14 units on Inglewhite Road, these being amongst further granted & planned applications to build dwellings bordering Longridge.

I feel strongly that the Longridge adjustment figure requires due consideration in light of the above and, although further afield, (2 miles, with Longridge being the closest town to this site) the 650 units approved for construction at the Whittingham Park site should also form part of this consideration. It is obvious that the overall number of dwellings bordering our town shall be reliant upon the resources and infrastructure of Longridge and that to not make a further allowance for this within the dwelling allocation for our town would I consider be wholly negligent.

The impact upon the services and infrastructure by the scale of developments proposed by a number of the principle contractors within Longridge and upon its borders should be given due consideration to restricting these in both size and to the type of houses required to meet local requirements

I believe as a community we recognise that a degree of new housing is required but that RVBC needs to exercise a degree of empathy when considering the impact such large scale developments and allocated housing units would have upon our community. The development of the existing brown field sites (as advised within the NPPF as being preferable to the destruction of Greenfield and Greenbelt) in and around Longridge as starter homes / retirement / affordable housing would be of real benefit to those who really need to get on the housing ladder as well as improving the aesthetics of the town itself.

I ask that you and the planning committee make their decisions based on a considered and well thought through basis.

Yours faithfully



*Copyed. 7ack'd
9/7/19*

PRN 8806

28th June 2014

[Redacted]

Ribble Valley Borough Council
Examination Office
Church Walk
Clitheroe
Lancs.
BB7 2RA

For the attention of Mrs Michelle Haworth, Core Strategy Programme Officer

Dear Mrs Haworth,

In response to the recent modifications to the RVBC Core Strategy, which, fundamentally I am in agreement with, I wish to bring to your attention one point for consideration in the developments planned for Longridge.

At the point of finalising the overall number of dwellings proposed for Longridge an adjustment of 200 dwellings was proposed, this to be distributed between 9 other identified settlements within the Borough. This number was ratified during December 2011 to account for the planned development of the Ridings Depot site. Since this time subsequent applications have been made including Gladman Developments for an additional 190 units at this site, a recent application has been lodged for 10 further units at the same site as proposed by Sherwood homes, 78 additional dwellings have already been granted permission at Mosses Farm, Whittingham Lane together with the development of 14 units on Inglewhite Road, these being amongst further granted & planned applications to build dwellings bordering Longridge.

I feel strongly that the Longridge adjustment figure requires due consideration in light of the above and, although further afield, (2 miles, with Longridge being the closest town to this site) the 650 units approved for construction at the Whittingham Park site should also form part of this consideration. It is obvious that the overall number of dwellings bordering our town shall be reliant upon the resources and infrastructure of Longridge and that to not make a further allowance for this within the dwelling allocation for our town would I consider be wholly negligent.

The impact upon the services and infrastructure by the scale of developments proposed by a number of the principle contractors within Longridge and upon its borders should be given due consideration to restricting these in both size and to the type of houses required to meet local requirements

I believe as a community we recognise that a degree of new housing is required but that RVBC needs to exercise a degree of empathy when considering the impact such large scale developments and allocated housing units would have upon our community. The development of the existing brown field sites (as advised within the NPPF as being preferable to the destruction of Greenfield and Greenbelt) in and around Longridge as starter homes / retirement / affordable housing would be of real benefit to those who really need to get on the housing ladder as well as improving the aesthetics of the town itself.

I ask that you and the planning committee make their decisions based on a considered and well thought through basis.

Yours faithfully

[Redacted signature]

request added 7/7/14

PRN. 8807

28th June 2014

[Redacted]

Ribble Valley Borough Council
Examination Office
Church Walk
Clitheroe
Lancs.
BB7 2RA

For the attention of Mrs Michelle Haworth, Core Strategy Programme Officer

Dear Mrs Haworth,

In response to the recent modifications to the RVBC Core Strategy, which, fundamentally I am in agreement with, I wish to bring to your attention one point for consideration in the developments planned for Longridge.

At the point of finalising the overall number of dwellings proposed for Longridge an adjustment of 200 dwellings was proposed, this to be distributed between 9 other identified settlements within the Borough. This number was ratified during December 2011 to account for the planned development of the Ridings Depot site. Since this time subsequent applications have been made including Gladman Developments for an additional 190 units at this site, a recent application has been lodged for 10 further units at the same site as proposed by Sherwood homes, 78 additional dwellings have already been granted permission at Mosses Farm, Whittingham Lane together with the development of 14 units on Inglewhite Road, these being amongst further granted & planned applications to build dwellings bordering Longridge.

I feel strongly that the Longridge adjustment figure requires due consideration in light of the above and, although further afield, (2 miles, with Longridge being the closest town to this site) the 650 units approved for construction at the Whittingham Park site should also form part of this consideration. It is obvious that the overall number of dwellings bordering our town shall be reliant upon the resources and infrastructure of Longridge and that to not make a further allowance for this within the dwelling allocation for our town would I consider be wholly negligent.

The impact upon the services and infrastructure by the scale of developments proposed by a number of the principle contractors within Longridge and upon its borders should be given due consideration to restricting these in both size and to the type of houses required to meet local requirements

I believe as a community we recognise that a degree of new housing is required but that RVBC needs to exercise a degree of empathy when considering the impact such large scale developments and allocated housing units would have upon our community. The development of the existing brown field sites (as advised within the NPPF as being preferable to the destruction of Greenfield and Greenbelt) in and around Longridge as starter homes / retirement / affordable housing would be of real benefit to those who really need to get on the housing ladder as well as improving the aesthetics of the town itself.

I ask that you and the planning committee make their decisions based on a considered and well thought through basis.

Yours faithfully

[Redacted signature]

28th June 2014

*agreed 7/7/14
no address for
add*

PRN. 8808

Ribble Valley Borough Council
Examination Office
Church Walk
Clitheroe
Lancs.
BB7 2RA

For the attention of Mrs Michelle Haworth, Core Strategy Programme Officer

Dear Mrs Haworth,

In response to the recent modifications to the RVBC Core Strategy, which, fundamentally I am in agreement with, I wish to bring to your attention one point for consideration in the developments planned for Longridge.

At the point of finalising the overall number of dwellings proposed for Longridge an adjustment of 200 dwellings was proposed, this to be distributed between 9 other identified settlements within the Borough. This number was ratified during December 2011 to account for the planned development of the Ridings Depot site. Since this time subsequent applications have been made including Gladman Developments for an additional 190 units at this site, a recent application has been lodged for 10 further units at the same site as proposed by Sherwood homes, 78 additional dwellings have already been granted permission at Mosses Farm, Whittingham Lane together with the development of 14 units on Inglewhite Road, these being amongst further granted & planned applications to build dwellings bordering Longridge.

I feel strongly that the Longridge adjustment figure requires due consideration in light of the above and, although further afield, (2 miles, with Longridge being the closest town to this site) the 650 units approved for construction at the Whittingham Park site should also form part of this consideration. It is obvious that the overall number of dwellings bordering our town shall be reliant upon the resources and infrastructure of Longridge and that to not make a further allowance for this within the dwelling allocation for our town would I consider be wholly negligent.

The impact upon the services and infrastructure by the scale of developments proposed by a number of the principle contractors within Longridge and upon its borders should be given due consideration to restricting these in both size and to the type of houses required to meet local requirements

I believe as a community we recognise that a degree of new housing is required but that RVBC needs to exercise a degree of empathy when considering the impact such large scale developments and allocated housing units would have upon our community. The development of the existing brown field sites (as advised within the NPPF as being preferable to the destruction of Greenfield and Greenbelt) in and around Longridge as starter homes / retirement / affordable housing would be of real benefit to those who really need to get on the housing ladder as well as improving the aesthetics of the town itself.


I ask that you and the planning committee make their decisions based on a considered and well thought through basis.

Yours faithfully





28th June 2014



*copied 7/7/14
no address for
ack't*

PRN 8809

Ribble Valley Borough Council
Examination Office
Church Walk
Clitheroe
Lancs.
BB7 2RA

For the attention of Mrs Michelle Haworth, Core Strategy Programme Officer

Dear Mrs Haworth,

In response to the recent modifications to the RVBC Core Strategy, which, fundamentally I am in agreement with, I wish to bring to your attention one point for consideration in the developments planned for Longridge.

At the point of finalising the overall number of dwellings proposed for Longridge an adjustment of 200 dwellings was proposed, this to be distributed between 9 other identified settlements within the Borough. This number was ratified during December 2011 to account for the planned development of the Ridings Depot site. Since this time subsequent applications have been made including Gladman Developments for an additional 190 units at this site, a recent application has been lodged for 10 further units at the same site as proposed by Sherwood homes, 78 additional dwellings have already been granted permission at Mosses Farm, Whittingham Lane together with the development of 14 units on Inglewhite Road, these being amongst further granted & planned applications to build dwellings bordering Longridge.


I feel strongly that the Longridge adjustment figure requires due consideration in light of the above and, although further afield, (2 miles, with Longridge being the closest town to this site) the 650 units approved for construction at the Whittingham Park site should also form part of this consideration. It is obvious that the overall number of dwellings bordering our town shall be reliant upon the resources and infrastructure of Longridge and that to not make a further allowance for this within the dwelling allocation for our town would I consider be wholly negligent.

The impact upon the services and infrastructure by the scale of developments proposed by a number of the principle contractors within Longridge and upon its borders should be given due consideration to restricting these in both size and to the type of houses required to meet local requirements

I believe as a community we recognise that a degree of new housing is required but that RVBC needs to exercise a degree of empathy when considering the impact such large scale developments and allocated housing units would have upon our community. The development of the existing brown field sites (as advised within the NPPF as being preferable to the destruction of Greenfield and Greenbelt) in and around Longridge as starter homes / retirement / affordable housing would be of real benefit to those who really need to get on the housing ladder as well as improving the aesthetics of the town itself.

I ask that you and the planning committee make their decisions based on a considered and well thought through basis.

Yours faithfully






PRN 8612.

~~_____?~~

June 2014

~~_____~~
~~_____~~
~~_____~~
~~_____~~

Ribble Valley Borough Council
Examination Office
Church Walk
Clitheroe
Lancs.
BB7 2RA

For the attention of Mrs Michelle Haworth, Core Strategy Programme Officer

Dear Mrs Haworth,

In response to the recent modifications to the RVBC Core Strategy, which, fundamentally I am in agreement with, I wish to bring to your attention one point for consideration in the developments planned for Longridge.

At the point of finalising the overall number of dwellings proposed for Longridge an adjustment of 200 dwellings was proposed, this to be distributed between 9 other identified settlements within the Borough. This number was ratified during December 2011 to account for the planned development of the Ridings Depot site. Since this time subsequent applications have been made including Gladman Developments for an additional 190 units at this site, a recent application has been lodged for 10 further units at the same site as proposed by Sherwood homes, 78 additional dwellings have already been granted permission at Mosses Farm, Whittingham Lane together with the development of 14 units on Inglewhite Road, these being amongst further granted & planned applications to build dwellings bordering Longridge.

I feel strongly that the Longridge adjustment figure requires due consideration in light of the above and, although further afield, (2 miles, with Longridge being the closest town to this site) the 650 units approved for construction at the Whittingham Park site should also form part of this consideration. It is obvious that the overall number of dwellings bordering our town shall be reliant upon the resources and infrastructure of Longridge and that to not make a further allowance for this within the dwelling allocation for our town would I consider be wholly negligent.

The impact upon the services and infrastructure by the scale of developments proposed by a number of the principle contractors within Longridge and upon its borders should be given due consideration to restricting these in both size and to the type of houses required to meet local requirements

I believe as a community we recognise that a degree of new housing is required but that RVBC needs to exercise a degree of empathy when considering the impact such large scale developments and allocated housing units would have upon our community. The development of the existing brown field sites (as advised within the NPPF as being preferable to the destruction of Greenfield and Greenbelt) in and around Longridge as starter homes / retirement / affordable housing would be of real benefit to those who really need to get on the housing ladder as well as improving the aesthetics of the town itself.

I ask that you and the planning committee make their decisions based on a considered and well thought through basis.

Yours faithfully

~~_____~~

Name & signature



~~_____~~

copied + added 30/6/14

8176

28th June 2014

Ribble Valley Borough Council
Examination Office
Church Walk
Clitheroe
Lancs.
BB7 2RA



For the attention of Mrs Michelle Haworth, Core Strategy Programme Officer

Dear Mrs Haworth,

In response to the recent modifications to the RVBC Core Strategy, which, fundamentally I am in agreement with, I wish to bring to your attention one point for consideration in the developments planned for Longridge.

At the point of finalising the overall number of dwellings proposed for Longridge an adjustment of 200 dwellings was proposed, this to be distributed between 9 other identified settlements within the Borough. This number was ratified during December 2011 to account for the planned development of the Ridings Depot site. Since this time subsequent applications have been made including Gladman Developments for an additional 190 units at this site, a recent application has been lodged for 10 further units at the same site as proposed by Sherwood homes, 78 additional dwellings have already been granted permission at Mosses Farm, Whittingham Lane together with the development of 14 units on Inglewhite Road, these being amongst further granted & planned applications to build dwellings bordering Longridge.

I feel strongly that the Longridge adjustment figure requires due consideration in light of the above and, although further afield, (2 miles, with Longridge being the closest town to this site) the 650 units approved for construction at the Whittingham Park site should also form part of this consideration. It is obvious that the overall number of dwellings bordering our town shall be reliant upon the resources and infrastructure of Longridge and that to not make a further allowance for this within the dwelling allocation for our town would I consider be wholly negligent.

The impact upon the services and infrastructure by the scale of developments proposed by a number of the principle contractors within Longridge and upon its borders should be given due consideration to restricting these in both size and to the type of houses required to meet local requirements

I believe as a community we recognise that a degree of new housing is required but that RVBC needs to exercise a degree of empathy when considering the impact such large scale developments and allocated housing units would have upon our community. The development of the existing brown field sites (as advised within the NPPF as being preferable to the destruction of Greenfield and Greenbelt) in and around Longridge as starter homes / retirement / affordable housing would be of real benefit to those who really need to get on the housing ladder as well as improving the aesthetics of the town itself.

I ask that you and the planning committee make their decisions based on a considered and well thought through basis.

Yours faithfully

Name & signature




loquid + adid 30/6/14

8725

28th June 2014

Ribble Valley Borough Council
Examination Office
Church Walk
Clitheroe
Lancs.
BB7 2RA

From:


For the attention of Mrs Michelle Haworth, Core Strategy Programme Officer

Dear Mrs Haworth,

In response to the recent modifications to the RVBC Core Strategy, which, fundamentally I am in agreement with, I wish to bring to your attention one point for consideration in the developments planned for Longridge.

At the point of finalising the overall number of dwellings proposed for Longridge an adjustment of 200 dwellings was proposed, this to be distributed between 9 other identified settlements within the Borough. This number was ratified during December 2011 to account for the planned development of the Ridings Depot site. Since this time subsequent applications have been made including Gladman Developments for an additional 190 units at this site, a recent application has been lodged for 10 further units at the same site as proposed by Sherwood homes, 78 additional dwellings have already been granted permission at Mosses Farm, Whittingham Lane together with the development of 14 units on Inglewhite Road, these being amongst further granted & planned applications to build dwellings bordering Longridge.



I feel strongly that the Longridge adjustment figure requires due consideration in light of the above and, although further afield, (2 miles, with Longridge being the closest town to this site) the 650 units approved for construction at the Whittingham Park site should also form part of this consideration. It is obvious that the overall number of dwellings bordering our town shall be reliant upon the resources and infrastructure of Longridge and that to not make a further allowance for this within the dwelling allocation for our town would I consider be wholly negligent.

The impact upon the services and infrastructure by the scale of developments proposed by a number of the principle contractors within Longridge and upon its borders should be given due consideration to restricting these in both size and to the type of houses required to meet local requirements

I believe as a community we recognise that a degree of new housing is required but that RVBC needs to exercise a degree of empathy when considering the impact such large scale developments and allocated housing units would have upon our community. The development of the existing brown field sites (as advised within the NPPF as being preferable to the destruction of Greenfield and Greenbelt) in and around Longridge as starter homes / retirement / affordable housing would be of real benefit to those who really need to get on the housing ladder as well as improving the aesthetics of the town itself.

I ask that you and the planning committee make their decisions based on a considered and well thought through basis.

Yours faithfully


Name & signature


10/10/10

The first part of the document discusses the importance of maintaining accurate records of all transactions. It emphasizes that every entry, no matter how small, should be recorded to ensure the integrity of the financial statements. This includes not only sales and purchases but also expenses and income.

In the second section, the author details the process of reconciling bank statements with the company's ledger. This involves comparing the bank's records of deposits and withdrawals with the internal records to identify any discrepancies. Regular reconciliation helps in detecting errors or fraud early on.

The third section covers the preparation of the profit and loss statement. This statement shows the company's financial performance over a specific period, highlighting the total revenue, costs, and the resulting net profit or loss. It is a key tool for management to assess the company's operational efficiency.


Finally, the document concludes with a summary of the accounting cycle, which consists of eight steps: identifying transactions, recording them in the journal, posting to the ledger, balancing the ledger, preparing trial balances, adjusting entries, preparing financial statements, and closing the books. Following these steps ensures that the financial records are up-to-date and accurate.

10/10

revised + added 30/6/14

8726

28th June 2014



Ribble Valley Borough Council
Examination Office
Church Walk
Clitheroe
Lancs.
BB7 2RA

For the attention of Mrs Michelle Haworth, Core Strategy Programme Officer

Dear Mrs Haworth,

In response to the recent modifications to the RVBC Core Strategy, which, fundamentally I am in agreement with, I wish to bring to your attention one point for consideration in the developments planned for Longridge.

At the point of finalising the overall number of dwellings proposed for Longridge an adjustment of 200 dwellings was proposed, this to be distributed between 9 other identified settlements within the Borough. This number was ratified during December 2011 to account for the planned development of the Ridings Depot site. Since this time subsequent applications have been made including Gladman Developments for an additional 190 units at this site, a recent application has been lodged for 10 further units at the same site as proposed by Sherwood homes, 78 additional dwellings have already been granted permission at Mosses Farm, Whittingham Lane together with the development of 14 units on Inglewhite Road, these being amongst further granted & planned applications to build dwellings bordering Longridge.

I feel strongly that the Longridge adjustment figure requires due consideration in light of the above and, although further afield, (2 miles, with Longridge being the closest town to this site) the 650 units approved for construction at the Whittingham Park site should also form part of this consideration. It is obvious that the overall number of dwellings bordering our town shall be reliant upon the resources and infrastructure of Longridge and that to not make a further allowance for this within the dwelling allocation for our town would I consider be wholly negligent.

The impact upon the services and infrastructure by the scale of developments proposed by a number of the principle contractors within Longridge and upon its borders should be given due consideration to restricting these in both size and to the type of houses required to meet local requirements

I believe as a community we recognise that a degree of new housing is required but that RVBC needs to exercise a degree of empathy when considering the impact such large scale developments and allocated housing units would have upon our community. The development of the existing brown field sites (as advised within the NPPF as being preferable to the destruction of Greenfield and Greenbelt) in and around Longridge as starter homes / retirement / affordable housing would be of real benefit to those who really need to get on the housing ladder as well as improving the aesthetics of the town itself.

I ask that you and the planning committee make their decisions based on a considered and well thought through basis.

Yours faithfully

Name & signature




copied + added 30/6/14

8727

28th June 2014

Ribble Valley Borough Council
Examination Office
Church Walk
Clitheroe
Lancs.
BB7 2RA



Date 27/6/2014

For the attention of Mrs Michelle Haworth, Core Strategy Programme Officer

Dear Mrs Haworth,

In response to the recent modifications to the RVBC Core Strategy, which, fundamentally I am in agreement with, I wish to bring to your attention one point for consideration in the developments planned for Longridge.

At the point of finalising the overall number of dwellings proposed for Longridge an adjustment of 200 dwellings was proposed, this to be distributed between 9 other identified settlements within the Borough. This number was ratified during December 2011 to account for the planned development of the Ridings Depot site. Since this time subsequent applications have been made including Gladman Developments for an additional 190 units at this site, a recent application has been lodged for 10 further units at the same site as proposed by Sherwood homes, 78 additional dwellings have already been granted permission at Mosses Farm, Whittingham Lane together with the development of 14 units on Inglewhite Road, these being amongst further granted & planned applications to build dwellings bordering Longridge.

I feel strongly that the Longridge adjustment figure requires due consideration in light of the above and, although further afield, (2 miles, with Longridge being the closest town to this site) the 650 units approved for construction at the Whittingham Park site should also form part of this consideration. It is obvious that the overall number of dwellings bordering our town shall be reliant upon the resources and infrastructure of Longridge and that to not make a further allowance for this within the dwelling allocation for our town would I consider be wholly negligent.

The impact upon the services and infrastructure by the scale of developments proposed by a number of the principle contractors within Longridge and upon its borders should be given due consideration to restricting these in both size and to the type of houses required to meet local requirements

I believe as a community we recognise that a degree of new housing is required but that RVBC needs to exercise a degree of empathy when considering the impact such large scale developments and allocated housing units would have upon our community. The development of the existing brown field sites (as advised within the NPPF as being preferable to the destruction of Greenfield and Greenbelt) in and around Longridge as starter homes / retirement / affordable housing would be of real benefit to those who really need to get on the housing ladder as well as improving the aesthetics of the town itself.

I ask that you and the planning committee make their decisions based on a considered and well thought through basis.

Yours faithfully


Name & signature



correct + dated 30/6/14

7834

28th June 2014



Ribble Valley Borough Council
Examination Office
Church Walk
Clitheroe
Lancs.
BB7 2RA

under same PRN

For the attention of Mrs Michelle Haworth, Core Strategy Programme Officer

Dear Mrs Haworth,

In response to the recent modifications to the RVBC Core Strategy, which, fundamentally I am in agreement with, I wish to bring to your attention one point for consideration in the developments planned for Longridge.

At the point of finalising the overall number of dwellings proposed for Longridge an adjustment of 200 dwellings was proposed, this to be distributed between 9 other identified settlements within the Borough. This number was ratified during December 2011 to account for the planned development of the Ridings Depot site. Since this time subsequent applications have been made including Gladman Developments for an additional 190 units at this site, a recent application has been lodged for 10 further units at the same site as proposed by Sherwood homes, 78 additional dwellings have already been granted permission at Mosses Farm, Whittingham Lane together with the development of 14 units on Inglewhite Road, these being amongst further granted & planned applications to build dwellings bordering Longridge.

I feel strongly that the Longridge adjustment figure requires due consideration in light of the above and, although further afield, (2 miles, with Longridge being the closest town to this site) the 650 units approved for construction at the Whittingham Park site should also form part of this consideration. It is obvious that the overall number of dwellings bordering our town shall be reliant upon the resources and infrastructure of Longridge and that to not make a further allowance for this within the dwelling allocation for our town would I consider be wholly negligent.

The impact upon the services and infrastructure by the scale of developments proposed by a number of the principle contractors within Longridge and upon its borders should be given due consideration to restricting these in both size and to the type of houses required to meet local requirements

I believe as a community we recognise that a degree of new housing is required but that RVBC needs to exercise a degree of empathy when considering the impact such large scale developments and allocated housing units would have upon our community. The development of the existing brown field sites (as advised within the NPPF as being preferable to the destruction of Greenfield and Greenbelt) in and around Longridge as starter homes / retirement / affordable housing would be of real benefit to those who really need to get on the housing ladder as well as improving the aesthetics of the town itself.

I ask that you and the planning committee make their decisions based on a considered and well thought through basis.


Yours faithfully

Name & signature



copied + add'd 30/6/14

28th June 2014



Ribble Valley Borough Council
Examination Office
Church Walk
Clitheroe
Lancs.
BB7 2RA

under same PRN

For the attention of Mrs Michelle Haworth, Core Strategy Programme Officer

Dear Mrs Haworth,

In response to the recent modifications to the RVBC Core Strategy, which, fundamentally I am in agreement with, I wish to bring to your attention one point for consideration in the developments planned for Longridge.

At the point of finalising the overall number of dwellings proposed for Longridge an adjustment of 200 dwellings was proposed, this to be distributed between 9 other identified settlements within the Borough. This number was ratified during December 2011 to account for the planned development of the Ridings Depot site. Since this time subsequent applications have been made including Gladman Developments for an additional 190 units at this site, a recent application has been lodged for 10 further units at the same site as proposed by Sherwood homes, 78 additional dwellings have already been granted permission at Mosses Farm, Whittingham Lane together with the development of 14 units on Inglewhite Road, these being amongst further granted & planned applications to build dwellings bordering Longridge.

I feel strongly that the Longridge adjustment figure requires due consideration in light of the above and, although further afield, (2 miles, with Longridge being the closest town to this site) the 650 units approved for construction at the Whittingham Park site should also form part of this consideration. It is obvious that the overall number of dwellings bordering our town shall be reliant upon the resources and infrastructure of Longridge and that to not make a further allowance for this within the dwelling allocation for our town would I consider be wholly negligent.

The impact upon the services and infrastructure by the scale of developments proposed by a number of the principle contractors within Longridge and upon its borders should be given due consideration to restricting these in both size and to the type of houses required to meet local requirements

I believe as a community we recognise that a degree of new housing is required but that RVBC needs to exercise a degree of empathy when considering the impact such large scale developments and allocated housing units would have upon our community. The development of the existing brown field sites (as advised within the NPPF as being preferable to the destruction of Greenfield and Greenbelt) in and around Longridge as starter homes / retirement / affordable housing would be of real benefit to those who really need to get on the housing ladder as well as improving the aesthetics of the town itself.


I ask that you and the planning committee make their decisions based on a considered and well thought through basis.

Yours faithfully

A signature area that has been redacted with heavy black scribbles.


Name & signature

A name area that has been redacted with heavy black scribbles.



signed + add'd 30/6/14

28th June 2014



Ribble Valley Borough Council
Examination Office
Church Walk
Clitheroe
Lancs.
BB7 2RA

8652

date 28/6/2014

For the attention of Mrs Michelle Haworth, Core Strategy Programme Officer

Dear Mrs Haworth,

In response to the recent modifications to the RVBC Core Strategy, which, fundamentally I am in agreement with, I wish to bring to your attention one point for consideration in the developments planned for Longridge.

At the point of finalising the overall number of dwellings proposed for Longridge an adjustment of 200 dwellings was proposed, this to be distributed between 9 other identified settlements within the Borough. This number was ratified during December 2011 to account for the planned development of the Ridings Depot site. Since this time subsequent applications have been made including Gladman Developments for an additional 190 units at this site, a recent application has been lodged for 10 further units at the same site as proposed by Sherwood homes, 78 additional dwellings have already been granted permission at Mosses Farm, Whittingham Lane together with the development of 14 units on Inglewhite Road, these being amongst further granted & planned applications to build dwellings bordering Longridge.

I feel strongly that the Longridge adjustment figure requires due consideration in light of the above and, although further afield, (2 miles, with Longridge being the closest town to this site) the 650 units approved for construction at the Whittingham Park site should also form part of this consideration. It is obvious that the overall number of dwellings bordering our town shall be reliant upon the resources and infrastructure of Longridge and that to not make a further allowance for this within the dwelling allocation for our town would I consider be wholly negligent.

The impact upon the services and infrastructure by the scale of developments proposed by a number of the principle contractors within Longridge and upon its borders should be given due consideration to restricting these in both size and to the type of houses required to meet local requirements

I believe as a community we recognise that a degree of new housing is required but that RVBC needs to exercise a degree of empathy when considering the impact such large scale developments and allocated housing units would have upon our community. The development of the existing brown field sites (as advised within the NPPF as being preferable to the destruction of Greenfield and Greenbelt) in and around Longridge as starter homes / retirement / affordable housing would be of real benefit to those who really need to get on the housing ladder as well as improving the aesthetics of the town itself.

I ask that you and the planning committee make their decisions based on a considered and well thought through basis.

Yours faithfully

Name & signature



copied + ach'd 30/6/14

8728

28th June 2014

Ribble Valley Borough Council
Examination Office
Church Walk
Clitheroe
Lancs.
BB7 2RA

[REDACTED]

For the attention of Mrs Michelle Haworth, Core Strategy Programme Officer

Dear Mrs Haworth,

In response to the recent modifications to the RVBC Core Strategy, which, fundamentally I am in agreement with, I wish to bring to your attention one point for consideration in the developments planned for Longridge.

At the point of finalising the overall number of dwellings proposed for Longridge an adjustment of 200 dwellings was proposed, this to be distributed between 9 other identified settlements within the Borough. This number was ratified during December 2011 to account for the planned development of the Ridings Depot site. Since this time subsequent applications have been made including Gladman Developments for an additional 190 units at this site, a recent application has been lodged for 10 further units at the same site as proposed by Sherwood homes, 78 additional dwellings have already been granted permission at Mosses Farm, Whittingham Lane together with the development of 14 units on Inglewhite Road, these being amongst further granted & planned applications to build dwellings bordering Longridge.

I feel strongly that the Longridge adjustment figure requires due consideration in light of the above and, although further afield, (2 miles, with Longridge being the closest town to this site) the 650 units approved for construction at the Whittingham Park site should also form part of this consideration. It is obvious that the overall number of dwellings bordering our town shall be reliant upon the resources and infrastructure of Longridge and that to not make a further allowance for this within the dwelling allocation for our town would I consider be wholly negligent.

The impact upon the services and infrastructure by the scale of developments proposed by a number of the principle contractors within Longridge and upon its borders should be given due consideration to restricting these in both size and to the type of houses required to meet local requirements

I believe as a community we recognise that a degree of new housing is required but that RVBC needs to exercise a degree of empathy when considering the impact such large scale developments and allocated housing units would have upon our community. The development of the existing brown field sites (as advised within the NPPF as being preferable to the destruction of Greenfield and Greenbelt) in and around Longridge as starter homes / retirement / affordable housing would be of real benefit to those who really need to get on the housing ladder as well as improving the aesthetics of the town itself.

I ask that you and the planning committee make their decisions based on a considered and well thought through basis.

Yours faithfully

[REDACTED]

[REDACTED]

Name & signature




copied + act'd 30/6/14

8729

28th June 2014

Ribble Valley Borough Council
Examination Office
Church Walk
Clitheroe
Lancs.
BB7 2RA



For the attention of Mrs Michelle Haworth, Core Strategy Programme Officer

Dear Mrs Haworth,

In response to the recent modifications to the RVBC Core Strategy, which, fundamentally I am in agreement with, I wish to bring to your attention one point for consideration in the developments planned for Longridge.

At the point of finalising the overall number of dwellings proposed for Longridge an adjustment of 200 dwellings was proposed, this to be distributed between 9 other identified settlements within the Borough. This number was ratified during December 2011 to account for the planned development of the Ridings Depot site. Since this time subsequent applications have been made including Gladman Developments for an additional 190 units at this site, a recent application has been lodged for 10 further units at the same site as proposed by Sherwood homes, 78 additional dwellings have already been granted permission at Mosses Farm, Whittingham Lane together with the development of 14 units on Inglewhite Road, these being amongst further granted & planned applications to build dwellings bordering Longridge.

I feel strongly that the Longridge adjustment figure requires due consideration in light of the above and, although further afield, (2 miles, with Longridge being the closest town to this site) the 650 units approved for construction at the Whittingham Park site should also form part of this consideration. It is obvious that the overall number of dwellings bordering our town shall be reliant upon the resources and infrastructure of Longridge and that to not make a further allowance for this within the dwelling allocation for our town would I consider be wholly negligent.


The impact upon the services and infrastructure by the scale of developments proposed by a number of the principle contractors within Longridge and upon its borders should be given due consideration to restricting these in both size and to the type of houses required to meet local requirements

I believe as a community we recognise that a degree of new housing is required but that RVBC needs to exercise a degree of empathy when considering the impact such large scale developments and allocated housing units would have upon our community. The development of the existing brown field sites (as advised within the NPPF as being preferable to the destruction of Greenfield and Greenbelt) in and around Longridge as starter homes / retirement / affordable housing would be of real benefit to those who really need to get on the housing ladder as well as improving the aesthetics of the town itself.

I ask that you and the planning committee make their decisions based on a considered and well thought through basis.

Yours faithfully

Name & signature




copied + added 30/6/14

8730.

28th June 2014

Ribble Valley Borough Council
Examination Office
Church Walk
Clitheroe
Lancs.
BB7 2RA



date 27/6/2014

For the attention of Mrs Michelle Haworth, Core Strategy Programme Officer

Dear Mrs Haworth,

In response to the recent modifications to the RVBC Core Strategy, which, fundamentally I am in agreement with, I wish to bring to your attention one point for consideration in the developments planned for Longridge.

At the point of finalising the overall number of dwellings proposed for Longridge an adjustment of 200 dwellings was proposed, this to be distributed between 9 other identified settlements within the Borough. This number was ratified during December 2011 to account for the planned development of the Ridings Depot site. Since this time subsequent applications have been made including Gladman Developments for an additional 190 units at this site, a recent application has been lodged for 10 further units at the same site as proposed by Sherwood homes, 78 additional dwellings have already been granted permission at Mosses Farm, Whittingham Lane together with the development of 14 units on Inglewhite Road, these being amongst further granted & planned applications to build dwellings bordering Longridge.

I feel strongly that the Longridge adjustment figure requires due consideration in light of the above and, although further afield, (2 miles, with Longridge being the closest town to this site) the 650 units approved for construction at the Whittingham Park site should also form part of this consideration. It is obvious that the overall number of dwellings bordering our town shall be reliant upon the resources and infrastructure of Longridge and that to not make a further allowance for this within the dwelling allocation for our town would I consider be wholly negligent.

The impact upon the services and infrastructure by the scale of developments proposed by a number of the principle contractors within Longridge and upon its borders should be given due consideration to restricting these in both size and to the type of houses required to meet local requirements

I believe as a community we recognise that a degree of new housing is required but that RVBC needs to exercise a degree of empathy when considering the impact such large scale developments and allocated housing units would have upon our community. The development of the existing brown field sites (as advised within the NPPF as being preferable to the destruction of Greenfield and Greenbelt) in and around Longridge as starter homes / retirement / affordable housing would be of real benefit to those who really need to get on the housing ladder as well as improving the aesthetics of the town itself.

I ask that you and the planning committee make their decisions based on a considered and well thought through basis.

Yours faithfully

Name & signature

copied + acid 30/6/14

8171

28th June 2014

Ribble Valley Borough Council
Examination Office
Church Walk
Clitheroe
Lancs.
BB7 2RA

[Redacted]
[Redacted]
Lancashire Tele *[Redacted]*

For the attention of Mrs Michelle Haworth, Core Strategy Programme Officer

Dear Mrs Haworth,

In response to the recent modifications to the RVBC Core Strategy, which, fundamentally I am in agreement with, I wish to bring to your attention one point for consideration in the developments planned for Longridge.

At the point of finalising the overall number of dwellings proposed for Longridge an adjustment of 200 dwellings was proposed, this to be distributed between 9 other identified settlements within the Borough. This number was ratified during December 2011 to account for the planned development of the Ridings Depot site. Since this time subsequent applications have been made including Gladman Developments for an additional 190 units at this site, a recent application has been lodged for 10 further units at the same site as proposed by Sherwood homes, 78 additional dwellings have already been granted permission at Mosses Farm, Whittingham Lane together with the development of 14 units on Inglewhite Road, these being amongst further granted & planned applications to build dwellings bordering Longridge.

I feel strongly that the Longridge adjustment figure requires due consideration in light of the above and, although further afield, (2 miles, with Longridge being the closest town to this site) the 650 units approved for construction at the Whittingham Park site should also form part of this consideration. It is obvious that the overall number of dwellings bordering our town shall be reliant upon the resources and infrastructure of Longridge and that to not make a further allowance for this within the dwelling allocation for our town would I consider be wholly negligent.

The impact upon the services and infrastructure by the scale of developments proposed by a number of the principle contractors within Longridge and upon its borders should be given due consideration to restricting these in both size and to the type of houses required to meet local requirements

I believe as a community we recognise that a degree of new housing is required but that RVBC needs to exercise a degree of empathy when considering the impact such large scale developments and allocated housing units would have upon our community. The development of the existing brown field sites (as advised within the NPPF as being preferable to the destruction of Greenfield and Greenbelt) in and around Longridge as starter homes / retirement / affordable housing would be of real benefit to those who really need to get on the housing ladder as well as improving the aesthetics of the town itself.

I ask that you and the planning committee make their decisions based on a considered and well thought through basis.

Yours faithfully

[Redacted signature]
[Redacted signature]

[Redacted signature]
[Redacted signature]

Name & signature




speed + addit 30/6/14

8647.

28th June 2014

Ribble Valley Borough Council
Examination Office
Church Walk
Clitheroe
Lancs.
BB7 2RA



For the attention of Mrs Michelle Haworth, Core Strategy Programme Officer

Dear Mrs Haworth,

In response to the recent modifications to the RVBC Core Strategy, which, fundamentally I am in agreement with, I wish to bring to your attention one point for consideration in the developments planned for Longridge.

At the point of finalising the overall number of dwellings proposed for Longridge an adjustment of 200 dwellings was proposed, this to be distributed between 9 other identified settlements within the Borough. This number was ratified during December 2011 to account for the planned development of the Ridings Depot site. Since this time subsequent applications have been made including Gladman Developments for an additional 190 units at this site, a recent application has been lodged for 10 further units at the same site as proposed by Sherwood homes, 78 additional dwellings have already been granted permission at Mosses Farm, Whittingham Lane together with the development of 14 units on Inglewhite Road, these being amongst further granted & planned applications to build dwellings bordering Longridge.

I feel strongly that the Longridge adjustment figure requires due consideration in light of the above and, although further afield, (2 miles, with Longridge being the closest town to this site) the 650 units approved for construction at the Whittingham Park site should also form part of this consideration. It is obvious that the overall number of dwellings bordering our town shall be reliant upon the resources and infrastructure of Longridge and that to not make a further allowance for this within the dwelling allocation for our town would I consider be wholly negligent.


The impact upon the services and infrastructure by the scale of developments proposed by a number of the principle contractors within Longridge and upon its borders should be given due consideration to restricting these in both size and to the type of houses required to meet local requirements

I believe as a community we recognise that a degree of new housing is required but that RVBC needs to exercise a degree of empathy when considering the impact such large scale developments and allocated housing units would have upon our community. The development of the existing brown field sites (as advised within the NPPF as being preferable to the destruction of Greenfield and Greenbelt) in and around Longridge as starter homes / retirement / affordable housing would be of real benefit to those who really need to get on the housing ladder as well as improving the aesthetics of the town itself.

I ask that you and the planning committee make their decisions based on a considered and well thought through basis.

Yours faithfully


Name & signature



copied + arch'd 30/6/14

8731

28th June 2014



Ribble Valley Borough Council
Examination Office
Church Walk
Clitheroe
Lancs.
BB7 2RA

For the attention of Mrs Michelle Haworth, Core Strategy Programme Officer

Dear Mrs Haworth,

In response to the recent modifications to the RVBC Core Strategy, which, fundamentally I am in agreement with, I wish to bring to your attention one point for consideration in the developments planned for Longridge.

At the point of finalising the overall number of dwellings proposed for Longridge an adjustment of 200 dwellings was proposed, this to be distributed between 9 other identified settlements within the Borough. This number was ratified during December 2011 to account for the planned development of the Ridings Depot site. Since this time subsequent applications have been made including Gladman Developments for an additional 190 units at this site, a recent application has been lodged for 10 further units at the same site as proposed by Sherwood homes, 78 additional dwellings have already been granted permission at Mosses Farm, Whittingham Lane together with the development of 14 units on Inglewhite Road, these being amongst further granted & planned applications to build dwellings bordering Longridge.

I feel strongly that the Longridge adjustment figure requires due consideration in light of the above and, although further afield, (2 miles, with Longridge being the closest town to this site) the 650 units approved for construction at the Whittingham Park site should also form part of this consideration. It is obvious that the overall number of dwellings bordering our town shall be reliant upon the resources and infrastructure of Longridge and that to not make a further allowance for this within the dwelling allocation for our town would I consider be wholly negligent.

The impact upon the services and infrastructure by the scale of developments proposed by a number of the principle contractors within Longridge and upon its borders should be given due consideration to restricting these in both size and to the type of houses required to meet local requirements

I believe as a community we recognise that a degree of new housing is required but that RVBC needs to exercise a degree of empathy when considering the impact such large scale developments and allocated housing units would have upon our community. The development of the existing brown field sites (as advised within the NPPF as being preferable to the destruction of Greenfield and Greenbelt) in and around Longridge as starter homes / retirement / affordable housing would be of real benefit to those who really need to get on the housing ladder as well as improving the aesthetics of the town itself.

I ask that you and the planning committee make their decisions based on a considered and well thought through basis.

Yours faithfully

Name & signature




copied + added 30/6/14

8732

28th June 2014

Ribble Valley Borough Council
Examination Office
Church Walk
Clitheroe
Lancs.
BB7 2RA



For the attention of Mrs Michelle Haworth, Core Strategy Programme Officer

Dear Mrs Haworth,

In response to the recent modifications to the RVBC Core Strategy, which, fundamentally I am in agreement with, I wish to bring to your attention one point for consideration in the developments planned for Longridge.

At the point of finalising the overall number of dwellings proposed for Longridge an adjustment of 200 dwellings was proposed, this to be distributed between 9 other identified settlements within the Borough. This number was ratified during December 2011 to account for the planned development of the Ridings Depot site. Since this time subsequent applications have been made including Gladman Developments for an additional 190 units at this site, a recent application has been lodged for 10 further units at the same site as proposed by Sherwood homes, 78 additional dwellings have already been granted permission at Mosses Farm, Whittingham Lane together with the development of 14 units on Inglewhite Road, these being amongst further granted & planned applications to build dwellings bordering Longridge.

I feel strongly that the Longridge adjustment figure requires due consideration in light of the above and, although further afield, (2 miles, with Longridge being the closest town to this site) the 650 units approved for construction at the Whittingham Park site should also form part of this consideration. It is obvious that the overall number of dwellings bordering our town shall be reliant upon the resources and infrastructure of Longridge and that to not make a further allowance for this within the dwelling allocation for our town would I consider be wholly negligent.

The impact upon the services and infrastructure by the scale of developments proposed by a number of the principle contractors within Longridge and upon its borders should be given due consideration to restricting these in both size and to the type of houses required to meet local requirements

I believe as a community we recognise that a degree of new housing is required but that RVBC needs to exercise a degree of empathy when considering the impact such large scale developments and allocated housing units would have upon our community. The development of the existing brown field sites (as advised within the NPPF as being preferable to the destruction of Greenfield and Greenbelt) in and around Longridge as starter homes / retirement / affordable housing would be of real benefit to those who really need to get on the housing ladder as well as improving the aesthetics of the town itself.

I ask that you and the planning committee make their decisions based on a considered and well thought through basis.

Yours faithfully


Name & signature




exped + adv'd 30/6/14

1207

28th June 2014

Ribble Valley Borough Council
Examination Office
Church Walk
Clitheroe
Lancs.
BB7 2RA



For the attention of Mrs Michelle Haworth, Core Strategy Programme Officer

Dear Mrs Haworth,

In response to the recent modifications to the RVBC Core Strategy, which, fundamentally I am in agreement with, I wish to bring to your attention one point for consideration in the developments planned for Longridge.

At the point of finalising the overall number of dwellings proposed for Longridge an adjustment of 200 dwellings was proposed, this to be distributed between 9 other identified settlements within the Borough. This number was ratified during December 2011 to account for the planned development of the Ridings Depot site. Since this time subsequent applications have been made including Gladman Developments for an additional 190 units at this site, a recent application has been lodged for 10 further units at the same site as proposed by Sherwood homes, 78 additional dwellings have already been granted permission at Mosses Farm, Whittingham Lane together with the development of 14 units on Inglewhite Road, these being amongst further granted & planned applications to build dwellings bordering Longridge.

I feel strongly that the Longridge adjustment figure requires due consideration in light of the above and, although further afield, (2 miles, with Longridge being the closest town to this site) the 650 units approved for construction at the Whittingham Park site should also form part of this consideration. It is obvious that the overall number of dwellings bordering our town shall be reliant upon the resources and infrastructure of Longridge and that to not make a further allowance for this within the dwelling allocation for our town would I consider be wholly negligent.

The impact upon the services and infrastructure by the scale of developments proposed by a number of the principle contractors within Longridge and upon its borders should be given due consideration to restricting these in both size and to the type of houses required to meet local requirements

I believe as a community we recognise that a degree of new housing is required but that RVBC needs to exercise a degree of empathy when considering the impact such large scale developments and allocated housing units would have upon our community. The development of the existing brown field sites (as advised within the NPPF as being preferable to the destruction of Greenfield and Greenbelt) in and around Longridge as starter homes / retirement / affordable housing would be of real benefit to those who really need to get on the housing ladder as well as improving the aesthetics of the town itself.

I ask that you and the planning committee make their decisions based on a considered and well thought through basis.

Yours faithfully

A line of text that has been completely redacted with black scribbles, obscuring the name and signature of the sender.

A second line of text that has been completely redacted with black scribbles, obscuring the name and signature of the sender.

Name & signature


1000
1000
1000

signed + dated 30/6/14

8933

28th June 2014

Ribble Valley Borough Council
Examination Office
Church Walk
Clitheroe
Lancs.
BB7 2RA



For the attention of Mrs Michelle Haworth, Core Strategy Programme Officer

Dear Mrs Haworth,

In response to the recent modifications to the RVBC Core Strategy, which, fundamentally I am in agreement with, I wish to bring to your attention one point for consideration in the developments planned for Longridge.

At the point of finalising the overall number of dwellings proposed for Longridge an adjustment of 200 dwellings was proposed, this to be distributed between 9 other identified settlements within the Borough. This number was ratified during December 2011 to account for the planned development of the Ridings Depot site. Since this time subsequent applications have been made including Gladman Developments for an additional 190 units at this site, a recent application has been lodged for 10 further units at the same site as proposed by Sherwood homes, 78 additional dwellings have already been granted permission at Mosses Farm, Whittingham Lane together with the development of 14 units on Inglewhite Road, these being amongst further granted & planned applications to build dwellings bordering Longridge.

I feel strongly that the Longridge adjustment figure requires due consideration in light of the above and, although further afield, (2 miles, with Longridge being the closest town to this site) the 650 units approved for construction at the Whittingham Park site should also form part of this consideration. It is obvious that the overall number of dwellings bordering our town shall be reliant upon the resources and infrastructure of Longridge and that to not make a further allowance for this within the dwelling allocation for our town would I consider be wholly negligent.

The impact upon the services and infrastructure by the scale of developments proposed by a number of the principle contractors within Longridge and upon its borders should be given due consideration to restricting these in both size and to the type of houses required to meet local requirements

I believe as a community we recognise that a degree of new housing is required but that RVBC needs to exercise a degree of empathy when considering the impact such large scale developments and allocated housing units would have upon our community. The development of the existing brown field sites (as advised within the NPPF as being preferable to the destruction of Greenfield and Greenbelt) in and around Longridge as starter homes / retirement / affordable housing would be of real benefit to those who really need to get on the housing ladder as well as improving the aesthetics of the town itself.

I ask that you and the planning committee make their decisions based on a considered and well thought through basis.

Yours faithfully


Name & signature

revised + added 30/6/14

8734

28th June 2014

Ribble Valley Borough Council
Examination Office
Church Walk
Clitheroe
Lancs.
BB7 2RA



For the attention of Mrs Michelle Haworth, Core Strategy Programme Officer

Dear Mrs Haworth,

In response to the recent modifications to the RVBC Core Strategy, which, fundamentally I am in agreement with, I wish to bring to your attention one point for consideration in the developments planned for Longridge.

At the point of finalising the overall number of dwellings proposed for Longridge an adjustment of 200 dwellings was proposed, this to be distributed between 9 other identified settlements within the Borough. This number was ratified during December 2011 to account for the planned development of the Ridings Depot site. Since this time subsequent applications have been made including Gladman Developments for an additional 190 units at this site, a recent application has been lodged for 10 further units at the same site as proposed by Sherwood homes, 78 additional dwellings have already been granted permission at Mosses Farm, Whittingham Lane together with the development of 14 units on Inglewhite Road, these being amongst further granted & planned applications to build dwellings bordering Longridge.


I feel strongly that the Longridge adjustment figure requires due consideration in light of the above and, although further afield, (2 miles, with Longridge being the closest town to this site) the 650 units approved for construction at the Whittingham Park site should also form part of this consideration. It is obvious that the overall number of dwellings bordering our town shall be reliant upon the resources and infrastructure of Longridge and that to not make a further allowance for this within the dwelling allocation for our town would I consider be wholly negligent.

The impact upon the services and infrastructure by the scale of developments proposed by a number of the principle contractors within Longridge and upon its borders should be given due consideration to restricting these in both size and to the type of houses required to meet local requirements

I believe as a community we recognise that a degree of new housing is required but that RVBC needs to exercise a degree of empathy when considering the impact such large scale developments and allocated housing units would have upon our community. The development of the existing brown field sites (as advised within the NPPF as being preferable to the destruction of Greenfield and Greenbelt) in and around Longridge as starter homes / retirement / affordable housing would be of real benefit to those who really need to get on the housing ladder as well as improving the aesthetics of the town itself.

I ask that you and the planning committee make their decisions based on a considered and well thought through basis.

Yours faithfully


Name & signature




copied + added 20/6/14

8735

28th June 2014

Ribble Valley Borough Council
Examination Office
Church Walk
Clitheroe
Lancs.
BB7 2RA



For the attention of Mrs Michelle Haworth, Core Strategy Programme Officer

Dear Mrs Haworth,

In response to the recent modifications to the RVBC Core Strategy, which, fundamentally I am in agreement with, I wish to bring to your attention one point for consideration in the developments planned for Longridge.

At the point of finalising the overall number of dwellings proposed for Longridge an adjustment of 200 dwellings was proposed, this to be distributed between 9 other identified settlements within the Borough. This number was ratified during December 2011 to account for the planned development of the Ridings Depot site. Since this time subsequent applications have been made including Gladman Developments for an additional 190 units at this site, a recent application has been lodged for 10 further units at the same site as proposed by Sherwood homes, 78 additional dwellings have already been granted permission at Mosses Farm, Whittingham Lane together with the development of 14 units on Inglewhite Road, these being amongst further granted & planned applications to build dwellings bordering Longridge.

I feel strongly that the Longridge adjustment figure requires due consideration in light of the above and, although further afield, (2 miles, with Longridge being the closest town to this site) the 650 units approved for construction at the Whittingham Park site should also form part of this consideration. It is obvious that the overall number of dwellings bordering our town shall be reliant upon the resources and infrastructure of Longridge and that to not make a further allowance for this within the dwelling allocation for our town would I consider be wholly negligent.

The impact upon the services and infrastructure by the scale of developments proposed by a number of the principle contractors within Longridge and upon its borders should be given due consideration to restricting these in both size and to the type of houses required to meet local requirements

I believe as a community we recognise that a degree of new housing is required but that RVBC needs to exercise a degree of empathy when considering the impact such large scale developments and allocated housing units would have upon our community. The development of the existing brown field sites (as advised within the NPPF as being preferable to the destruction of Greenfield and Greenbelt) in and around Longridge as starter homes / retirement / affordable housing would be of real benefit to those who really need to get on the housing ladder as well as improving the aesthetics of the town itself.

I ask that you and the planning committee make their decisions based on a considered and well thought through basis.

Yours faithfully


Name & signature



copied + add'd 30/6/14

28th June 2014

Ribble Valley Borough Council
Examination Office
Church Walk
Clitheroe
Lancs.
BB7 2RA



For the attention of Mrs Michelle Haworth, Core Strategy Programme Officer

Dear Mrs Haworth,

In response to the recent modifications to the RVBC Core Strategy, which, fundamentally I am in agreement with, I wish to bring to your attention one point for consideration in the developments planned for Longridge.

At the point of finalising the overall number of dwellings proposed for Longridge an adjustment of 200 dwellings was proposed, this to be distributed between 9 other identified settlements within the Borough. This number was ratified during December 2011 to account for the planned development of the Ridings Depot site. Since this time subsequent applications have been made including Gladman Developments for an additional 190 units at this site, a recent application has been lodged for 10 further units at the same site as proposed by Sherwood homes, 78 additional dwellings have already been granted permission at Mosses Farm, Whittingham Lane together with the development of 14 units on Inglewhite Road, these being amongst further granted & planned applications to build dwellings bordering Longridge.



I feel strongly that the Longridge adjustment figure requires due consideration in light of the above and, although further afield, (2 miles, with Longridge being the closest town to this site) the 650 units approved for construction at the Whittingham Park site should also form part of this consideration. It is obvious that the overall number of dwellings bordering our town shall be reliant upon the resources and infrastructure of Longridge and that to not make a further allowance for this within the dwelling allocation for our town would I consider be wholly negligent.



The impact upon the services and infrastructure by the scale of developments proposed by a number of the principle contractors within Longridge and upon its borders should be given due consideration to restricting these in both size and to the type of houses required to meet local requirements


I believe as a community we recognise that a degree of new housing is required but that RVBC needs to exercise a degree of empathy when considering the impact such large scale developments and allocated housing units would have upon our community. The development of the existing brown field sites (as advised within the NPPF as being preferable to the destruction of Greenfield and Greenbelt) in and around Longridge as starter homes / retirement / affordable housing would be of real benefit to those who really need to get on the housing ladder as well as improving the aesthetics of the town itself.

I ask that you and the planning committee make their decisions based on a considered and well thought through basis.

Yours faithfully



Name & signature




copied + added 30/6/14 8614

Telephone 01772 783178



28th June 2014

Ribble Valley Borough Council
Examination Office
Church Walk
Clitheroe
Lanos.
BB7 2RA

RVBC CORE STRATEGY

For the attention of Mrs Michelle Haworth, Core Strategy Programme Officer

Dear Mrs Haworth,

Regarding the recent modifications to the RVBC Core Strategy, which fundamentally I am in agreement with, I wish to raise one point for consideration in the developments planned for Longridge.


At the point of finalising the overall number of dwellings proposed for Longridge an adjustment of 200 dwellings was proposed, this to be distributed between 9 other identified settlements within the Borough. This number was ratified during December 2011 to account for the planned development of the Ridings Depot site. Since this time subsequent applications have been made including Gladman Developments for an additional 190 units at this site, a recent application has been lodged for 10 further units at the same site as proposed by Sherwood homes, 78 additional dwellings have already been granted permission at Mosses Farm, Whittingham Lane together with the development of 14 units on Inglewhite Road, these being amongst further granted & planned applications to build dwellings bordering Longridge.

I feel strongly that the Longridge adjustment figure requires reconsideration in light of the above and, although further afield (2 miles, but with Longridge the closest town) the 650 units approved for construction at the Whittingham Park site should also form part of this reconsideration. It is obvious that the overall number of dwellings bordering our town will rely on the resources and infrastructure of Longridge and that to not make a further allowance for this within the dwelling allocation for our town would I consider be wholly negligent.

I believe as a community we recognise that some new housing is required but maintain that the impact upon the character, services and infrastructure by the scale of developments proposed within Longridge and upon its borders should be given due consideration. This should surely lead to restricting both the number and size of houses to be allowed.

I ask that you and the planning committee take these comments into account.


Yours faithfully



copied + dated 30/6/14

8736

28th June 2014



Ribble Valley Borough Council
Examination Office
Church Walk
Clitheroe
Lancs.
BB7 2RA

For the attention of Mrs Michelle Haworth, Core Strategy Programme Officer

Dear Mrs Haworth,

In response to the recent modifications to the RVBC Core Strategy, which, fundamentally I am in agreement with, I wish to bring to your attention one point for consideration in the developments planned for Longridge.

At the point of finalising the overall number of dwellings proposed for Longridge an adjustment of 200 dwellings was proposed, this to be distributed between 9 other identified settlements within the Borough. This number was ratified during December 2011 to account for the planned development of the Ridings Depot site. Since this time subsequent applications have been made including Gladman Developments for an additional 190 units at this site, a recent application has been lodged for 10 further units at the same site as proposed by Sherwood homes, 78 additional dwellings have already been granted permission at Mosses Farm, Whittingham Lane together with the development of 14 units on Inglewhite Road, these being amongst further granted & planned applications to build dwellings bordering Longridge.

I feel strongly that the Longridge adjustment figure requires due consideration in light of the above and, although further afield, (2 miles, with Longridge being the closest town to this site) the 650 units approved for construction at the Whittingham Park site should also form part of this consideration. It is obvious that the overall number of dwellings bordering our town shall be reliant upon the resources and infrastructure of Longridge and that to not make a further allowance for this within the dwelling allocation for our town would I consider be wholly negligent.

The impact upon the services and infrastructure by the scale of developments proposed by a number of the principle contractors within Longridge and upon its borders should be given due consideration to restricting these in both size and to the type of houses required to meet local requirements

I believe as a community we recognise that a degree of new housing is required but that RVBC needs to exercise a degree of empathy when considering the impact such large scale developments and allocated housing units would have upon our community. The development of the existing brown field sites (as advised within the NPPF as being preferable to the destruction of Greenfield and Greenbelt) in and around Longridge as starter homes / retirement / affordable housing would be of real benefit to those who really need to get on the housing ladder as well as improving the aesthetics of the town itself.

I ask that you and the planning committee make their decisions based on a considered and well thought through basis.

Yours faithfully



Name & signature




adid 1/7/14 + correct

8737

27 June 2014

FAO Mrs Michelle Howarth
Ribble Valley Borough Council
Examination Office
Church Walk
Clitheroe
Lancs
BB7 2RA



Dear Mrs Howarth

CORE STRATEGY PROGRAMME wrt LONGRIDGE

In response to the recent modifications to the RVBC Core Strategy, which, fundamentally I am in agreement with, I wish to bring to your attention one point for consideration in the developments planned for Longridge.

At the point of finalising the overall number of dwellings proposed for Longridge an adjustment of 200 dwellings was proposed, this to be distributed between 9 other identified settlements within the Borough. This number was ratified during December 2011 to account for the planned development of the Ridings Depot site. Since this time subsequent applications have been made including Gladman Developments for an additional 190 units at this site, a recent application has been lodged for 10 further units at the same site as proposed by Sherwood homes, 78 additional dwellings have already been granted permission at Mosses Farm, Whittingham Lane together with the development of 14 units on Inglewhite Road, these being amongst further granted and planned applications to build dwellings bordering Longridge.


I feel strongly that the Longridge adjustment figure requires due consideration in light of the above and, although further afield, (2 miles, with Longridge being the closest town to this site) the 650 units approved for construction at the Whittingham Park site should also form part of this consideration. It is obvious that the overall number of dwellings bordering our town shall be reliant upon the resources and infrastructure of Longridge and that to not make a further allowance for this within the dwelling allocation for our town would, I consider, be wholly negligent.

The impact upon the services and infrastructure by the scale of developments proposed by a number of the principle contractors within Longridge and upon its borders should be given due consideration to restricting these in both size and to the type of houses required to meet local requirements.

I believe that, as a community, we recognise that a degree of new housing is required but that RVBC needs to exercise a degree of empathy when considering the impact such large scale developments and allocated housing units would have upon our community. The development of the existing brown field sites (as advised within the NPPF as being preferable to the destruction of Greenfield and Greenbelt) in and around Longridge as starter homes/retirement/affordable housing would be of real benefit to those who really need to get on the housing ladder as well as improving the aesthetics of the town itself.


I ask that you and the planning committee make their decisions based on a considered and well thought through basis.

Yours sincerely,



~~no addition to~~ add + copies 8738
1/7/14

28th June 2014



Ribble Valley Borough Council
Examination Office
Church Walk
Clitheroe
Lancs.
BB7 2RA

For the attention of Mrs Michelle Haworth, Core Strategy Programme Officer

Dear Mrs Haworth,

In response to the recent modifications to the RVBC Core Strategy, which, fundamentally I am in agreement with, I wish to bring to your attention one point for consideration in the developments planned for Longridge.

At the point of finalising the overall number of dwellings proposed for Longridge an adjustment of 200 dwellings was proposed, this to be distributed between 9 other identified settlements within the Borough. This number was ratified during December 2011 to account for the planned development of the Ridings Depot site. Since this time subsequent applications have been made including Gladman Developments for an additional 190 units at this site, a recent application has been lodged for 10 further units at the same site as proposed by Sherwood homes, 78 additional dwellings have already been granted permission at Mosses Farm, Whittingham Lane together with the development of 14 units on Inglewhite Road, these being amongst further granted & planned applications to build dwellings bordering Longridge.

I feel strongly that the Longridge adjustment figure requires due consideration in light of the above and, although further afield, (2 miles, with Longridge being the closest town to this site) the 650 units approved for construction at the Whittingham Park site should also form part of this consideration. It is obvious that the overall number of dwellings bordering our town shall be reliant upon the resources and infrastructure of Longridge and that to not make a further allowance for this within the dwelling allocation for our town would I consider be wholly negligent.

The impact upon the services and infrastructure by the scale of developments proposed by a number of the principle contractors within Longridge and upon its borders should be given due consideration to restricting these in both size and to the type of houses required to meet local requirements

I believe as a community we recognise that a degree of new housing is required but that RVBC needs to exercise a degree of empathy when considering the impact such large scale developments and allocated housing units would have upon our community. The development of the existing brown field sites (as advised within the NPPF as being preferable to the destruction of Greenfield and Greenbelt) in and around Longridge as starter homes / retirement / affordable housing would be of real benefit to those who really need to get on the housing ladder as well as improving the aesthetics of the town itself.

I ask that you and the planning committee make their decisions based on a considered and well thought through basis.

Yours faithfully

Name & signature




no address NB
ack.

copied

8739

28th June 2014



Ribble Valley Borough Council
Examination Office
Church Walk
Clitheroe
Lancs.
BB7 2RA

For the attention of Mrs Michelle Haworth, Core Strategy Programme Officer

Dear Mrs Haworth,

In response to the recent modifications to the RVBC Core Strategy, which, fundamentally I am in agreement with, I wish to bring to your attention one point for consideration in the developments planned for Longridge.

At the point of finalising the overall number of dwellings proposed for Longridge an adjustment of 200 dwellings was proposed, this to be distributed between 9 other identified settlements within the Borough. This number was ratified during December 2011 to account for the planned development of the Ridings Depot site. Since this time subsequent applications have been made including Gladman Developments for an additional 190 units at this site, a recent application has been lodged for 10 further units at the same site as proposed by Sherwood homes, 78 additional dwellings have already been granted permission at Mosses Farm, Whittingham Lane together with the development of 14 units on Inglewhite Road, these being amongst further granted & planned applications to build dwellings bordering Longridge.

I feel strongly that the Longridge adjustment figure requires due consideration in light of the above and, although further afield, (2 miles, with Longridge being the closest town to this site) the 650 units approved for construction at the Whittingham Park site should also form part of this consideration. It is obvious that the overall number of dwellings bordering our town shall be reliant upon the resources and infrastructure of Longridge and that to not make a further allowance for this within the dwelling allocation for our town would I consider be wholly negligent.

The impact upon the services and infrastructure by the scale of developments proposed by a number of the principle contractors within Longridge and upon its borders should be given due consideration to restricting these in both size and to the type of houses required to meet local requirements

I believe as a community we recognise that a degree of new housing is required but that RVBC needs to exercise a degree of empathy when considering the impact such large scale developments and allocated housing units would have upon our community. The development of the existing brown field sites (as advised within the NPPF as being preferable to the destruction of Greenfield and Greenbelt) in and around Longridge as starter homes / retirement / affordable housing would be of real benefit to those who really need to get on the housing ladder as well as improving the aesthetics of the town itself.

I ask that you and the planning committee make their decisions based on a considered and well thought through basis.

Yours faithfully

Name & signature



ackd + copied 2/7/14. PRN 8742

28th June 2014

Ribble Valley Borough Council
Examination Office
Church Walk
Clitheroe
Lancs.
BB7 2RA

[REDACTED]

For the attention of Mrs Michelle Haworth, Core Strategy Programme Officer

Dear Mrs Haworth,

In response to the recent modifications to the RVBC Core Strategy, which, fundamentally I am in agreement with, I wish to bring to your attention one point for consideration in the developments planned for Longridge.

At the point of finalising the overall number of dwellings proposed for Longridge an adjustment of 200 dwellings was proposed, this to be distributed between 9 other identified settlements within the Borough. This number was ratified during December 2011 to account for the planned development of the Ridings Depot site. Since this time subsequent applications have been made including Gladman Developments for an additional 190 units at this site, a recent application has been lodged for 10 further units at the same site as proposed by Sherwood homes, 78 additional dwellings have already been granted permission at Mosses Farm, Whittingham Lane together with the development of 14 units on Inglewhite Road, these being amongst further granted & planned applications to build dwellings bordering Longridge.

I feel strongly that the Longridge adjustment figure requires due consideration in light of the above and, although further afield, (2 miles, with Longridge being the closest town to this site) the 650 units approved for construction at the Whittingham Park site should also form part of this consideration. It is obvious that the overall number of dwellings bordering our town shall be reliant upon the resources and infrastructure of Longridge and that to not make a further allowance for this within the dwelling allocation for our town would I consider be wholly negligent.

The impact upon the services and infrastructure by the scale of developments proposed by a number of the principle contractors within Longridge and upon its borders should be given due consideration to restricting these in both size and to the type of houses required to meet local requirements

I believe as a community we recognise that a degree of new housing is required but that RVBC needs to exercise a degree of empathy when considering the impact such large scale developments and allocated housing units would have upon our community. The development of the existing brown field sites (as advised within the NPPF as being preferable to the destruction of Greenfield and Greenbelt) in and around Longridge as starter homes / retirement / affordable housing would be of real benefit to those who really need to get on the housing ladder as well as improving the aesthetics of the town itself.

I ask that you and the planning committee make their decisions based on a considered and well thought through basis.

Yours faithfully

[REDACTED SIGNATURE]

[REDACTED]

Name & signature

adid + copied 2/7/14 PRN. 8743

28th June 2014

Ribble Valley Borough Council
Examination Office
Church Walk
Clitheroe
Lancs.
BB7 2RA

[REDACTED]

For the attention of Mrs Michelle Haworth, Core Strategy Programme Officer

Dear Mrs Haworth,

In response to the recent modifications to the RVBC Core Strategy, which, fundamentally I am in agreement with, I wish to bring to your attention one point for consideration in the developments planned for Longridge.

At the point of finalising the overall number of dwellings proposed for Longridge an adjustment of 200 dwellings was proposed, this to be distributed between 9 other identified settlements within the Borough. This number was ratified during December 2011 to account for the planned development of the Ridings Depot site. Since this time subsequent applications have been made including Gladman Developments for an additional 190 units at this site, a recent application has been lodged for 10 further units at the same site as proposed by Sherwood homes, 78 additional dwellings have already been granted permission at Mosses Farm, Whittingham Lane together with the development of 14 units on Inglewhite Road, these being amongst further granted & planned applications to build dwellings bordering Longridge.

I feel strongly that the Longridge adjustment figure requires due consideration in light of the above and, although further afield, (2 miles, with Longridge being the closest town to this site) the 650 units approved for construction at the Whittingham Park site should also form part of this consideration. It is obvious that the overall number of dwellings bordering our town shall be reliant upon the resources and infrastructure of Longridge and that to not make a further allowance for this within the dwelling allocation for our town would I consider be wholly negligent.

The impact upon the services and infrastructure by the scale of developments proposed by a number of the principle contractors within Longridge and upon its borders should be given due consideration to restricting these in both size and to the type of houses required to meet local requirements

I believe as a community we recognise that a degree of new housing is required but that RVBC needs to exercise a degree of empathy when considering the impact such large scale developments and allocated housing units would have upon our community. The development of the existing brown field sites (as advised within the NPPF as being preferable to the destruction of Greenfield and Greenbelt) in and around Longridge as starter homes / retirement / affordable housing would be of real benefit to those who really need to get on the housing ladder as well as improving the aesthetics of the town itself.

I ask that you and the planning committee make their decisions based on a considered and well thought through basis.

Yours faithfully

[REDACTED]

[REDACTED]

Name & signature

ack'd + copied 2/7/14 . PRN 8744

28th June 2014

Ribble Valley Borough Council
Examination Office
Church Walk
Clitheroe
Lancs.
BB7 2RA


For the attention of Mrs Michelle Haworth, Core Strategy Programme Officer

Dear Mrs Haworth,

In response to the recent modifications to the RVBC Core Strategy, which, fundamentally I am in agreement with, I wish to bring to your attention one point for consideration in the developments planned for Longridge.

At the point of finalising the overall number of dwellings proposed for Longridge an adjustment of 200 dwellings was proposed, this to be distributed between 9 other identified settlements within the Borough. This number was ratified during December 2011 to account for the planned development of the Ridings Depot site. Since this time subsequent applications have been made including Gladman Developments for an additional 190 units at this site, a recent application has been lodged for 10 further units at the same site as proposed by Sherwood homes, 78 additional dwellings have already been granted permission at Mosses Farm, Whittingham Lane together with the development of 14 units on Inglewhite Road, these being amongst further granted & planned applications to build dwellings bordering Longridge.



I feel strongly that the Longridge adjustment figure requires due consideration in light of the above and, although further afield, (2 miles, with Longridge being the closest town to this site) the 650 units approved for construction at the Whittingham Park site should also form part of this consideration. It is obvious that the overall number of dwellings bordering our town shall be reliant upon the resources and infrastructure of Longridge and that to not make a further allowance for this within the dwelling allocation for our town would I consider be wholly negligent.

The impact upon the services and infrastructure by the scale of developments proposed by a number of the principle contractors within Longridge and upon its borders should be given due consideration to restricting these in both size and to the type of houses required to meet local requirements

I believe as a community we recognise that a degree of new housing is required but that RVBC needs to exercise a degree of empathy when considering the impact such large scale developments and allocated housing units would have upon our community. The development of the existing brown field sites (as advised within the NPPF as being preferable to the destruction of Greenfield and Greenbelt) in and around Longridge as starter homes / retirement / affordable housing would be of real benefit to those who really need to get on the housing ladder as well as improving the aesthetics of the town itself.

I ask that you and the planning committee make their decisions based on a considered and well thought through basis.

Yours faithfully

Name & signature

Copied radi'd 2/7/14 PRN 8745

28th June 2014

Ribble Valley Borough Council
Examination Office
Church Walk
Clitheroe
Lancs.
BB7 2RA

~~_____~~
~~_____~~
~~_____~~

For the attention of Mrs Michelle Haworth, Core Strategy Programme Officer

Dear Mrs Haworth,

In response to the recent modifications to the RVBC Core Strategy, which, fundamentally I am in agreement with, I wish to bring to your attention one point for consideration in the developments planned for Longridge.

At the point of finalising the overall number of dwellings proposed for Longridge an adjustment of 200 dwellings was proposed, this to be distributed between 9 other identified settlements within the Borough. This number was ratified during December 2011 to account for the planned development of the Ridings Depot site. Since this time subsequent applications have been made including Gladman Developments for an additional 190 units at this site, a recent application has been lodged for 10 further units at the same site as proposed by Sherwood homes, 78 additional dwellings have already been granted permission at Mosses Farm, Whittingham Lane together with the development of 14 units on Inglewhite Road, these being amongst further granted & planned applications to build dwellings bordering Longridge.

I feel strongly that the Longridge adjustment figure requires due consideration in light of the above and, although further afield, (2 miles, with Longridge being the closest town to this site) the 650 units approved for construction at the Whittingham Park site should also form part of this consideration. It is obvious that the overall number of dwellings bordering our town shall be reliant upon the resources and infrastructure of Longridge and that to not make a further allowance for this within the dwelling allocation for our town would I consider be wholly negligent.

The impact upon the services and infrastructure by the scale of developments proposed by a number of the principle contractors within Longridge and upon its borders should be given due consideration to restricting these in both size and to the type of houses required to meet local requirements

I believe as a community we recognise that a degree of new housing is required but that RVBC needs to exercise a degree of empathy when considering the impact such large scale developments and allocated housing units would have upon our community. The development of the existing brown field sites (as advised within the NPPF as being preferable to the destruction of Greenfield and Greenbelt) in and around Longridge as starter homes / retirement / affordable housing would be of real benefit to those who really need to get on the housing ladder as well as improving the aesthetics of the town itself.

I ask that you and the planning committee make their decisions based on a considered and well thought through basis.

Yours faithfully

~~_____~~
~~_____~~
~~_____~~

Name & signature

acted + copied 2/7/14 PRN 8746

28th June 2014

Ribble Valley Borough Council
Examination Office
Church Walk
Clitheroe
Lancs.
BB7 2RA

~~_____~~
~~_____~~
~~_____~~
~~_____~~

For the attention of Mrs Michelle Haworth, Core Strategy Programme Officer

Dear Mrs Haworth,

In response to the recent modifications to the RVBC Core Strategy, which, fundamentally I am in agreement with, I wish to bring to your attention one point for consideration in the developments planned for Longridge.

At the point of finalising the overall number of dwellings proposed for Longridge an adjustment of 200 dwellings was proposed, this to be distributed between 9 other identified settlements within the Borough. This number was ratified during December 2011 to account for the planned development of the Ridings Depot site. Since this time subsequent applications have been made including Gladman Developments for an additional 190 units at this site, a recent application has been lodged for 10 further units at the same site as proposed by Sherwood homes, 78 additional dwellings have already been granted permission at Mosses Farm, Whittingham Lane together with the development of 14 units on Inglewhite Road, these being amongst further granted & planned applications to build dwellings bordering Longridge.

I feel strongly that the Longridge adjustment figure requires due consideration in light of the above and, although further afield, (2 miles, with Longridge being the closest town to this site) the 650 units approved for construction at the Whittingham Park site should also form part of this consideration. It is obvious that the overall number of dwellings bordering our town shall be reliant upon the resources and infrastructure of Longridge and that to not make a further allowance for this within the dwelling allocation for our town would I consider be wholly negligent.

The impact upon the services and infrastructure by the scale of developments proposed by a number of the principle contractors within Longridge and upon its borders should be given due consideration to restricting these in both size and to the type of houses required to meet local requirements

I believe as a community we recognise that a degree of new housing is required but that RVBC needs to exercise a degree of empathy when considering the impact such large scale developments and allocated housing units would have upon our community. The development of the existing brown field sites (as advised within the NPPF as being preferable to the destruction of Greenfield and Greenbelt) in and around Longridge as starter homes / retirement / affordable housing would be of real benefit to those who really need to get on the housing ladder as well as improving the aesthetics of the town itself.

I ask that you and the planning committee make their decisions based on a considered and well thought through basis.

Yours faithfully

~~_____~~
Name & signature
~~_____~~

Copied + adid 2/7/14. PAN 8020

28th June 2014

Ribble Valley Borough Council
Examination Office
Church Walk
Clitheroe
Lancs.
BB7 2RA


For the attention of Mrs Michelle Haworth, Core Strategy Programme Officer

Dear Mrs Haworth,

In response to the recent modifications to the RVBC Core Strategy, which, fundamentally I am in agreement with, I wish to bring to your attention one point for consideration in the developments planned for Longridge.

At the point of finalising the overall number of dwellings proposed for Longridge an adjustment of 200 dwellings was proposed, this to be distributed between 9 other identified settlements within the Borough. This number was ratified during December 2011 to account for the planned development of the Ridings Depot site. Since this time subsequent applications have been made including Gladman Developments for an additional 190 units at this site, a recent application has been lodged for 10 further units at the same site as proposed by Sherwood homes, 78 additional dwellings have already been granted permission at Mosses Farm, Whittingham Lane together with the development of 14 units on Inglewhite Road, these being amongst further granted & planned applications to build dwellings bordering Longridge.


I feel strongly that the Longridge adjustment figure requires due consideration in light of the above and, although further afield, (2 miles, with Longridge being the closest town to this site) the 650 units approved for construction at the Whittingham Park site should also form part of this consideration. It is obvious that the overall number of dwellings bordering our town shall be reliant upon the resources and infrastructure of Longridge and that to not make a further allowance for this within the dwelling allocation for our town would I consider be wholly negligent.

The impact upon the services and infrastructure by the scale of developments proposed by a number of the principle contractors within Longridge and upon its borders should be given due consideration to restricting these in both size and to the type of houses required to meet local requirements

I believe as a community we recognise that a degree of new housing is required but that RVBC needs to exercise a degree of empathy when considering the impact such large scale developments and allocated housing units would have upon our community. The development of the existing brown field sites (as advised within the NPPF as being preferable to the destruction of Greenfield and Greenbelt) in and around Longridge as starter homes / retirement / affordable housing would be of real benefit to those who really need to get on the housing ladder as well as improving the aesthetics of the town itself.

I ask that you and the planning committee make their decisions based on a considered and well thought through basis.

Yours faithfully



Name & signature





28th June 2014

addid + copied 2/2/14 PRN 8687

Ribble Valley Borough Council
Examination Office
Church Walk
Clitheroe
Lancs.
BB7 2RA


For the attention of Mrs Michelle Haworth, Core Strategy Programme Officer

Dear Mrs Haworth,

In response to the recent modifications to the RVBC Core Strategy, which, fundamentally I am in agreement with, I wish to bring to your attention one point for consideration in the developments planned for Longridge.

At the point of finalising the overall number of dwellings proposed for Longridge an adjustment of 200 dwellings was proposed, this to be distributed between 9 other identified settlements within the Borough. This number was ratified during December 2011 to account for the planned development of the Ridings Depot site. Since this time subsequent applications have been made including Gladman Developments for an additional 190 units at this site, a recent application has been lodged for 10 further units at the same site as proposed by Sherwood homes, 78 additional dwellings have already been granted permission at Mosses Farm, Whittingham Lane together with the development of 14 units on Inglewhite Road, these being amongst further granted & planned applications to build dwellings bordering Longridge.

I feel strongly that the Longridge adjustment figure requires due consideration in light of the above and, although further afield, (2 miles, with Longridge being the closest town to this site) the 650 units approved for construction at the Whittingham Park site should also form part of this consideration. It is obvious that the overall number of dwellings bordering our town shall be reliant upon the resources and infrastructure of Longridge and that to not make a further allowance for this within the dwelling allocation for our town would I consider be wholly negligent.

The impact upon the services and infrastructure by the scale of developments proposed by a number of the principle contractors within Longridge and upon its borders should be given due consideration to restricting these in both size and to the type of houses required to meet local requirements

I believe as a community we recognise that a degree of new housing is required but that RVBC needs to exercise a degree of empathy when considering the impact such large scale developments and allocated housing units would have upon our community. The development of the existing brown field sites (as advised within the NPPF as being preferable to the destruction of Greenfield and Greenbelt) in and around Longridge as starter homes / retirement / affordable housing would be of real benefit to those who really need to get on the housing ladder as well as improving the aesthetics of the town itself.

I ask that you and the planning committee make their decisions based on a considered and well thought through basis.

Yours faithfully




Name & signature

copied + added 2/7/14. PRN 8747

28th June 2014

Ribble Valley Borough Council
Examination Office
Church Walk
Clitheroe
Lancs.
BB7 2RA

[Redacted signature area]

For the attention of Mrs Michelle Haworth, Core Strategy Programme Officer

Dear Mrs Haworth,

In response to the recent modifications to the RVBC Core Strategy, which, fundamentally I am in agreement with, I wish to bring to your attention one point for consideration in the developments planned for Longridge.

At the point of finalising the overall number of dwellings proposed for Longridge an adjustment of 200 dwellings was proposed, this to be distributed between 9 other identified settlements within the Borough. This number was ratified during December 2011 to account for the planned development of the Ridings Depot site. Since this time subsequent applications have been made including Gladman Developments for an additional 190 units at this site, a recent application has been lodged for 10 further units at the same site as proposed by Sherwood homes, 78 additional dwellings have already been granted permission at Mosses Farm, Whittingham Lane together with the development of 14 units on Inglewhite Road, these being amongst further granted & planned applications to build dwellings bordering Longridge.

I feel strongly that the Longridge adjustment figure requires due consideration in light of the above and, although further afield, (2 miles, with Longridge being the closest town to this site) the 650 units approved for construction at the Whittingham Park site should also form part of this consideration. It is obvious that the overall number of dwellings bordering our town shall be reliant upon the resources and infrastructure of Longridge and that to not make a further allowance for this within the dwelling allocation for our town would I consider be wholly negligent.

The impact upon the services and infrastructure by the scale of developments proposed by a number of the principle contractors within Longridge and upon its borders should be given due consideration to restricting these in both size and to the type of houses required to meet local requirements

I believe as a community we recognise that a degree of new housing is required but that RVBC needs to exercise a degree of empathy when considering the impact such large scale developments and allocated housing units would have upon our community. The development of the existing brown field sites (as advised within the NPPF as being preferable to the destruction of Greenfield and Greenbelt) in and around Longridge as starter homes / retirement / affordable housing would be of real benefit to those who really need to get on the housing ladder as well as improving the aesthetics of the town itself.

I ask that you and the planning committee make their decisions based on a considered and well thought through basis.

Yours faithfully

Name & signature
[Redacted signature area]

copied + added 2/7/14 PRN 7706

28th June 2014

Ribble Valley Borough Council
Examination Office
Church Walk
Clitheroe
Lancs.
BB7 2RA

~~_____~~
~~_____~~
~~_____~~
~~_____~~
~~_____~~

shared PRN with
~~_____~~

For the attention of Mrs Michelle Haworth, Core Strategy Programme Officer

Dear Mrs Haworth,

In response to the recent modifications to the RVBC Core Strategy, which, fundamentally I am in agreement with, I wish to bring to your attention one point for consideration in the developments planned for Longridge.

At the point of finalising the overall number of dwellings proposed for Longridge an adjustment of 200 dwellings was proposed, this to be distributed between 9 other identified settlements within the Borough. This number was ratified during December 2011 to account for the planned development of the Ridings Depot site. Since this time subsequent applications have been made including Gladman Developments for an additional 190 units at this site, a recent application has been lodged for 10 further units at the same site as proposed by Sherwood homes, 78 additional dwellings have already been granted permission at Mosses Farm, Whittingham Lane together with the development of 14 units on Inglewhite Road, these being amongst further granted & planned applications to build dwellings bordering Longridge.

I feel strongly that the Longridge adjustment figure requires due consideration in light of the above and, although further afield, (2 miles, with Longridge being the closest town to this site) the 650 units approved for construction at the Whittingham Park site should also form part of this consideration. It is obvious that the overall number of dwellings bordering our town shall be reliant upon the resources and infrastructure of Longridge and that to not make a further allowance for this within the dwelling allocation for our town would I consider be wholly negligent.

The impact upon the services and infrastructure by the scale of developments proposed by a number of the principle contractors within Longridge and upon its borders should be given due consideration to restricting these in both size and to the type of houses required to meet local requirements

I believe as a community we recognise that a degree of new housing is required but that RVBC needs to exercise a degree of empathy when considering the impact such large scale developments and allocated housing units would have upon our community. The development of the existing brown field sites (as advised within the NPPF as being preferable to the destruction of Greenfield and Greenbelt) in and around Longridge as starter homes / retirement / affordable housing would be of real benefit to those who really need to get on the housing ladder as well as improving the aesthetics of the town itself.

I ask that you and the planning committee make their decisions based on a considered and well thought through basis.

Yours faithfully

~~_____~~
~~_____~~

Name & signature

copied + dated 2/7/14 PRN 7706

28th June 2014

~~_____~~
~~_____~~
~~_____~~
~~_____~~

Ribble Valley Borough Council
Examination Office
Church Walk
Clitheroe
Lancs.
BB7 2RA

Shared PRN with
A Fisher as R+A Fisher

For the attention of Mrs Michelle Haworth, Core Strategy Programme Officer

Dear Mrs Haworth,

In response to the recent modifications to the RVBC Core Strategy, which, fundamentally I am in agreement with, I wish to bring to your attention one point for consideration in the developments planned for Longridge.

At the point of finalising the overall number of dwellings proposed for Longridge an adjustment of 200 dwellings was proposed, this to be distributed between 9 other identified settlements within the Borough. This number was ratified during December 2011 to account for the planned development of the Ridings Depot site. Since this time subsequent applications have been made including Gladman Developments for an additional 190 units at this site, a recent application has been lodged for 10 further units at the same site as proposed by Sherwood homes, 78 additional dwellings have already been granted permission at Mosses Farm, Whittingham Lane together with the development of 14 units on Inglewhite Road, these being amongst further granted & planned applications to build dwellings bordering Longridge.

I feel strongly that the Longridge adjustment figure requires due consideration in light of the above and, although further afield, (2 miles, with Longridge being the closest town to this site) the 650 units approved for construction at the Whittingham Park site should also form part of this consideration. It is obvious that the overall number of dwellings bordering our town shall be reliant upon the resources and infrastructure of Longridge and that to not make a further allowance for this within the dwelling allocation for our town would I consider be wholly negligent.

The impact upon the services and infrastructure by the scale of developments proposed by a number of the principle contractors within Longridge and upon its borders should be given due consideration to restricting these in both size and to the type of houses required to meet local requirements


I believe as a community we recognise that a degree of new housing is required but that RVBC needs to exercise a degree of empathy when considering the impact such large scale developments and allocated housing units would have upon our community. The development of the existing brown field sites (as advised within the NPPF as being preferable to the destruction of Greenfield and Greenbelt) in and around Longridge as starter homes / retirement / affordable housing would be of real benefit to those who really need to get on the housing ladder as well as improving the aesthetics of the town itself.

I ask that you and the planning committee make their decisions based on a considered and well thought through basis.

Yours faithfully



Name & signature



copied + added 2/7/14 PRN 8748

28th June 2014

Ribble Valley Borough Council
Examination Office
Church Walk
Clitheroe
Lancs.
BB7 2RA


For the attention of Mrs Michelle Haworth, Core Strategy Programme Officer

Dear Mrs Haworth,

In response to the recent modifications to the RVBC Core Strategy, which, fundamentally I am in agreement with, I wish to bring to your attention one point for consideration in the developments planned for Longridge.

At the point of finalising the overall number of dwellings proposed for Longridge an adjustment of 200 dwellings was proposed, this to be distributed between 9 other identified settlements within the Borough. This number was ratified during December 2011 to account for the planned development of the Ridings Depot site. Since this time subsequent applications have been made including Gladman Developments for an additional 190 units at this site, a recent application has been lodged for 10 further units at the same site as proposed by Sherwood homes, 78 additional dwellings have already been granted permission at Mosses Farm, Whittingham Lane together with the development of 14 units on Inglewhite Road, these being amongst further granted & planned applications to build dwellings bordering Longridge.

I feel strongly that the Longridge adjustment figure requires due consideration in light of the above and, although further afield, (2 miles, with Longridge being the closest town to this site) the 650 units approved for construction at the Whittingham Park site should also form part of this consideration. It is obvious that the overall number of dwellings bordering our town shall be reliant upon the resources and infrastructure of Longridge and that to not make a further allowance for this within the dwelling allocation for our town would I consider be wholly negligent.

The impact upon the services and infrastructure by the scale of developments proposed by a number of the principle contractors within Longridge and upon its borders should be given due consideration to restricting these in both size and to the type of houses required to meet local requirements


I believe as a community we recognise that a degree of new housing is required but that RVBC needs to exercise a degree of empathy when considering the impact such large scale developments and allocated housing units would have upon our community. The development of the existing brown field sites (as advised within the NPPF as being preferable to the destruction of Greenfield and Greenbelt) in and around Longridge as starter homes / retirement / affordable housing would be of real benefit to those who really need to get on the housing ladder as well as improving the aesthetics of the town itself.

I ask that you and the planning committee make their decisions based on a considered and well thought through basis.

Yours faithfully




Name & signature



copied + add'd 2/7/14 PRN 8749.

28th June 2014

Ribble Valley Borough Council
Examination Office
Church Walk
Clitheroe
Lancs.
BB7 2RA

[REDACTED]

For the attention of Mrs Michelle Haworth, Core Strategy Programme Officer

Dear Mrs Haworth,

In response to the recent modifications to the RVBC Core Strategy, which, fundamentally I am in agreement with, I wish to bring to your attention one point for consideration in the developments planned for Longridge.

At the point of finalising the overall number of dwellings proposed for Longridge an adjustment of 200 dwellings was proposed, this to be distributed between 9 other identified settlements within the Borough. This number was ratified during December 2011 to account for the planned development of the Ridings Depot site. Since this time subsequent applications have been made including Gladman Developments for an additional 190 units at this site, a recent application has been lodged for 10 further units at the same site as proposed by Sherwood homes, 78 additional dwellings have already been granted permission at Mosses Farm, Whittingham Lane together with the development of 14 units on Inglewhite Road, these being amongst further granted & planned applications to build dwellings bordering Longridge.

I feel strongly that the Longridge adjustment figure requires due consideration in light of the above and, although further afield, (2 miles, with Longridge being the closest town to this site) the 650 units approved for construction at the Whittingham Park site should also form part of this consideration. It is obvious that the overall number of dwellings bordering our town shall be reliant upon the resources and infrastructure of Longridge and that to not make a further allowance for this within the dwelling allocation for our town would I consider be wholly negligent.

The impact upon the services and infrastructure by the scale of developments proposed by a number of the principle contractors within Longridge and upon its borders should be given due consideration to restricting these in both size and to the type of houses required to meet local requirements

I believe as a community we recognise that a degree of new housing is required but that RVBC needs to exercise a degree of empathy when considering the impact such large scale developments and allocated housing units would have upon our community. The development of the existing brown field sites (as advised within the NPPF as being preferable to the destruction of Greenfield and Greenbelt) in and around Longridge as starter homes / retirement / affordable housing would be of real benefit to those who really need to get on the housing ladder as well as improving the aesthetics of the town itself.

I ask that you and the planning committee make their decisions based on a considered and well thought through basis.

Yours faithfully

[REDACTED]

Name & signature

[REDACTED]



copied + added 2/7/14. PRN 8750

28th June 2014

Ribble Valley Borough Council
Examination Office
Church Walk
Clitheroe
Lancs.
BB7 2RA

[REDACTED]

For the attention of Mrs Michelle Haworth, Core Strategy Programme Officer

Dear Mrs Haworth,

In response to the recent modifications to the RVBC Core Strategy, which, fundamentally I am in agreement with, I wish to bring to your attention one point for consideration in the developments planned for Longridge.

At the point of finalising the overall number of dwellings proposed for Longridge an adjustment of 200 dwellings was proposed, this to be distributed between 9 other identified settlements within the Borough. This number was ratified during December 2011 to account for the planned development of the Ridings Depot site. Since this time subsequent applications have been made including Gladman Developments for an additional 190 units at this site, a recent application has been lodged for 10 further units at the same site as proposed by Sherwood homes, 78 additional dwellings have already been granted permission at Mosses Farm, Whittingham Lane together with the development of 14 units on Inglewhite Road, these being amongst further granted & planned applications to build dwellings bordering Longridge.

I feel strongly that the Longridge adjustment figure requires due consideration in light of the above and, although further afield, (2 miles, with Longridge being the closest town to this site) the 650 units approved for construction at the Whittingham Park site should also form part of this consideration. It is obvious that the overall number of dwellings bordering our town shall be reliant upon the resources and infrastructure of Longridge and that to not make a further allowance for this within the dwelling allocation for our town would I consider be wholly negligent.

The impact upon the services and infrastructure by the scale of developments proposed by a number of the principle contractors within Longridge and upon its borders should be given due consideration to restricting these in both size and to the type of houses required to meet local requirements

I believe as a community we recognise that a degree of new housing is required but that RVBC needs to exercise a degree of empathy when considering the impact such large scale developments and allocated housing units would have upon our community. The development of the existing brown field sites (as advised within the NPPF as being preferable to the destruction of Greenfield and Greenbelt) in and around Longridge as starter homes / retirement / affordable housing would be of real benefit to those who really need to get on the housing ladder as well as improving the aesthetics of the town itself.

I ask that you and the planning committee make their decisions based on a considered and well thought through basis.

Yours faithfully

[REDACTED]

Name & signature

[REDACTED]



copied + added 2/7/14 PRN 8751

28th June 2014

Ribble Valley Borough Council
Examination Office
Church Walk
Clitheroe
Lancs.
BB7 2RA



For the attention of Mrs Michelle Haworth, Core Strategy Programme Officer

Dear Mrs Haworth,

In response to the recent modifications to the RVBC Core Strategy, which, fundamentally I am in agreement with, I wish to bring to your attention one point for consideration in the developments planned for Longridge.

At the point of finalising the overall number of dwellings proposed for Longridge an adjustment of 200 dwellings was proposed, this to be distributed between 9 other identified settlements within the Borough. This number was ratified during December 2011 to account for the planned development of the Ridings Depot site. Since this time subsequent applications have been made including Gladman Developments for an additional 190 units at this site, a recent application has been lodged for 10 further units at the same site as proposed by Sherwood homes, 78 additional dwellings have already been granted permission at Mosses Farm, Whittingham Lane together with the development of 14 units on Inglewhite Road, these being amongst further granted & planned applications to build dwellings bordering Longridge.

I feel strongly that the Longridge adjustment figure requires due consideration in light of the above and, although further afield, (2 miles, with Longridge being the closest town to this site) the 650 units approved for construction at the Whittingham Park site should also form part of this consideration. It is obvious that the overall number of dwellings bordering our town shall be reliant upon the resources and infrastructure of Longridge and that to not make a further allowance for this within the dwelling allocation for our town would I consider be wholly negligent.

The impact upon the services and infrastructure by the scale of developments proposed by a number of the principle contractors within Longridge and upon its borders should be given due consideration to restricting these in both size and to the type of houses required to meet local requirements

I believe as a community we recognise that a degree of new housing is required but that RVBC needs to exercise a degree of empathy when considering the impact such large scale developments and allocated housing units would have upon our community. The development of the existing brown field sites (as advised within the NPPF as being preferable to the destruction of Greenfield and Greenbelt) in and around Longridge as starter homes / retirement / affordable housing would be of real benefit to those who really need to get on the housing ladder as well as improving the aesthetics of the town itself.

I ask that you and the planning committee make their decisions based on a considered and well thought through basis.

Yours faithfully




Name & signature



copied + added 2/7/14.

PKIV
8752

28th June 2014

Ribble Valley Borough Council
Examination Office
Church Walk
Clitheroe
Lancs.
BB7 2RA

[REDACTED]

For the attention of Mrs Michelle Haworth, Core Strategy Programme Officer

Dear Mrs Haworth,

In response to the recent modifications to the RVBC Core Strategy, which, fundamentally I am in agreement with, I wish to bring to your attention one point for consideration in the developments planned for Longridge.

At the point of finalising the overall number of dwellings proposed for Longridge an adjustment of 200 dwellings was proposed, this to be distributed between 9 other identified settlements within the Borough. This number was ratified during December 2011 to account for the planned development of the Ridings Depot site. Since this time subsequent applications have been made including Gladman Developments for an additional 190 units at this site, a recent application has been lodged for 10 further units at the same site as proposed by Sherwood homes, 78 additional dwellings have already been granted permission at Mosses Farm, Whittingham Lane together with the development of 14 units on Inglewhite Road, these being amongst further granted & planned applications to build dwellings bordering Longridge.

I feel strongly that the Longridge adjustment figure requires due consideration in light of the above and, although further afield, (2 miles, with Longridge being the closest town to this site) the 650 units approved for construction at the Whittingham Park site should also form part of this consideration. It is obvious that the overall number of dwellings bordering our town shall be reliant upon the resources and infrastructure of Longridge and that to not make a further allowance for this within the dwelling allocation for our town would I consider be wholly negligent.

The impact upon the services and infrastructure by the scale of developments proposed by a number of the principle contractors within Longridge and upon its borders should be given due consideration to restricting these in both size and to the type of houses required to meet local requirements

I believe as a community we recognise that a degree of new housing is required but that RVBC needs to exercise a degree of empathy when considering the impact such large scale developments and allocated housing units would have upon our community. The development of the existing brown field sites (as advised within the NPPF as being preferable to the destruction of Greenfield and Greenbelt) in and around Longridge as starter homes / retirement / affordable housing would be of real benefit to those who really need to get on the housing ladder as well as improving the aesthetics of the town itself.

I ask that you and the planning committee make their decisions based on a considered and well thought through basis.

Yours faithfully

[REDACTED]

copied + added 2/7/14 PRN 8753

28th June 2014

~~_____~~
~~_____~~
~~_____~~
~~_____~~
~~_____~~

Ribble Valley Borough Council
Examination Office
Church Walk
Clitheroe
Lancs.
BB7 2RA

For the attention of Mrs Michelle Haworth, Core Strategy Programme Officer

Dear Mrs Haworth,

In response to the recent modifications to the RVBC Core Strategy, which, fundamentally I am in agreement with, I wish to bring to your attention one point for consideration in the developments planned for Longridge.

At the point of finalising the overall number of dwellings proposed for Longridge an adjustment of 200 dwellings was proposed, this to be distributed between 9 other identified settlements within the Borough. This number was ratified during December 2011 to account for the planned development of the Ridings Depot site. Since this time subsequent applications have been made including Gladman Developments for an additional 190 units at this site, a recent application has been lodged for 10 further units at the same site as proposed by Sherwood homes, 78 additional dwellings have already been granted permission at Mosses Farm, Whittingham Lane together with the development of 14 units on Inglewhite Road, these being amongst further granted & planned applications to build dwellings bordering Longridge.

I feel strongly that the Longridge adjustment figure requires due consideration in light of the above and, although further afield, (2 miles, with Longridge being the closest town to this site) the 650 units approved for construction at the Whittingham Park site should also form part of this consideration. It is obvious that the overall number of dwellings bordering our town shall be reliant upon the resources and infrastructure of Longridge and that to not make a further allowance for this within the dwelling allocation for our town would I consider be wholly negligent.

The impact upon the services and infrastructure by the scale of developments proposed by a number of the principle contractors within Longridge and upon its borders should be given due consideration to restricting these in both size and to the type of houses required to meet local requirements

I believe as a community we recognise that a degree of new housing is required but that RVBC needs to exercise a degree of empathy when considering the impact such large scale developments and allocated housing units would have upon our community. The development of the existing brown field sites (as advised within the NPPF as being preferable to the destruction of Greenfield and Greenbelt) in and around Longridge as starter homes / retirement / affordable housing would be of real benefit to those who really need to get on the housing ladder as well as improving the aesthetics of the town itself.

I ask that you and the planning committee make their decisions based on a considered and well thought through basis.

Yours faithfully


~~_____~~ ~~_____~~

Name & signature

Logged 2/7/14 PRN 8755

28th June 2014

Ribble Valley Borough Council
Examination Office
Church Walk
Clitheroe
Lancs.
BB7 2RA



no ach address

For the attention of Mrs Michelle Haworth, Core Strategy Programme Officer

Dear Mrs Haworth,

In response to the recent modifications to the RVBC Core Strategy, which, fundamentally I am in agreement with, I wish to bring to your attention one point for consideration in the developments planned for Longridge.

At the point of finalising the overall number of dwellings proposed for Longridge an adjustment of 200 dwellings was proposed, this to be distributed between 9 other identified settlements within the Borough. This number was ratified during December 2011 to account for the planned development of the Ridings Depot site. Since this time subsequent applications have been made including Gladman Developments for an additional 190 units at this site, a recent application has been lodged for 10 further units at the same site as proposed by Sherwood homes, 78 additional dwellings have already been granted permission at Mosses Farm, Whittingham Lane together with the development of 14 units on Inglewhite Road, these being amongst further granted & planned applications to build dwellings bordering Longridge.

I feel strongly that the Longridge adjustment figure requires due consideration in light of the above and, although further afield, (2 miles, with Longridge being the closest town to this site) the 650 units approved for construction at the Whittingham Park site should also form part of this consideration. It is obvious that the overall number of dwellings bordering our town shall be reliant upon the resources and infrastructure of Longridge and that to not make a further allowance for this within the dwelling allocation for our town would I consider be wholly negligent.


The impact upon the services and infrastructure by the scale of developments proposed by a number of the principle contractors within Longridge and upon its borders should be given due consideration to restricting these in both size and to the type of houses required to meet local requirements

I believe as a community we recognise that a degree of new housing is required but that RVBC needs to exercise a degree of empathy when considering the impact such large scale developments and allocated housing units would have upon our community. The development of the existing brown field sites (as advised within the NPPF as being preferable to the destruction of Greenfield and Greenbelt) in and around Longridge as starter homes / retirement / affordable housing would be of real benefit to those who really need to get on the housing ladder as well as improving the aesthetics of the town itself.

I ask that you and the planning committee make their decisions based on a considered and well thought through basis.

Yours faithfully


Name & signature



copied 2/7/14 RW 8756

28th June 2014

Ribble Valley Borough Council
Examination Office
Church Walk
Clitheroe
Lancs.
BB7 2RA



no addr
address

For the attention of Mrs Michelle Haworth, Core Strategy Programme Officer

Dear Mrs Haworth,

In response to the recent modifications to the RVBC Core Strategy, which, fundamentally I am in agreement with, I wish to bring to your attention one point for consideration in the developments planned for Longridge.

At the point of finalising the overall number of dwellings proposed for Longridge an adjustment of 200 dwellings was proposed, this to be distributed between 9 other identified settlements within the Borough. This number was ratified during December 2011 to account for the planned development of the Ridings Depot site. Since this time subsequent applications have been made including Gladman Developments for an additional 190 units at this site, a recent application has been lodged for 10 further units at the same site as proposed by Sherwood homes, 78 additional dwellings have already been granted permission at Mosses Farm, Whittingham Lane together with the development of 14 units on Inglewhite Road, these being amongst further granted & planned applications to build dwellings bordering Longridge.

I feel strongly that the Longridge adjustment figure requires due consideration in light of the above and, although further afield, (2 miles, with Longridge being the closest town to this site) the 650 units approved for construction at the Whittingham Park site should also form part of this consideration. It is obvious that the overall number of dwellings bordering our town shall be reliant upon the resources and infrastructure of Longridge and that to not make a further allowance for this within the dwelling allocation for our town would I consider be wholly negligent.

The impact upon the services and infrastructure by the scale of developments proposed by a number of the principle contractors within Longridge and upon its borders should be given due consideration to restricting these in both size and to the type of houses required to meet local requirements

I believe as a community we recognise that a degree of new housing is required but that RVBC needs to exercise a degree of empathy when considering the impact such large scale developments and allocated housing units would have upon our community. The development of the existing brown field sites (as advised within the NPPF as being preferable to the destruction of Greenfield and Greenbelt) in and around Longridge as starter homes / retirement / affordable housing would be of real benefit to those who really need to get on the housing ladder as well as improving the aesthetics of the town itself.

I ask that you and the planning committee make their decisions based on a considered and well thought through basis.

Yours faithfully


Name & signature



28th June 2014

agreed 2/7/14 PRN
8757

Ribble Valley Borough Council
Examination Office
Church Walk
Clitheroe
Lancs.
BB7 2RA



no ack
address

For the attention of Mrs Michelle Haworth, Core Strategy Programme Officer

Dear Mrs Haworth,

In response to the recent modifications to the RVBC Core Strategy, which, fundamentally I am in agreement with, I wish to bring to your attention one point for consideration in the developments planned for Longridge.

At the point of finalising the overall number of dwellings proposed for Longridge an adjustment of 200 dwellings was proposed, this to be distributed between 9 other identified settlements within the Borough. This number was ratified during December 2011 to account for the planned development of the Ridings Depot site. Since this time subsequent applications have been made including Gladman Developments for an additional 190 units at this site, a recent application has been lodged for 10 further units at the same site as proposed by Sherwood homes, 78 additional dwellings have already been granted permission at Mosses Farm, Whittingham Lane together with the development of 14 units on Inglewhite Road, these being amongst further granted & planned applications to build dwellings bordering Longridge.

I feel strongly that the Longridge adjustment figure requires due consideration in light of the above and, although further afield, (2 miles, with Longridge being the closest town to this site) the 650 units approved for construction at the Whittingham Park site should also form part of this consideration. It is obvious that the overall number of dwellings bordering our town shall be reliant upon the resources and infrastructure of Longridge and that to not make a further allowance for this within the dwelling allocation for our town would I consider be wholly negligent.

The impact upon the services and infrastructure by the scale of developments proposed by a number of the principle contractors within Longridge and upon its borders should be given due consideration to restricting these in both size and to the type of houses required to meet local requirements

I believe as a community we recognise that a degree of new housing is required but that RVBC needs to exercise a degree of empathy when considering the impact such large scale developments and allocated housing units would have upon our community. The development of the existing brown field sites (as advised within the NPPF as being preferable to the destruction of Greenfield and Greenbelt) in and around Longridge as starter homes / retirement / affordable housing would be of real benefit to those who really need to get on the housing ladder as well as improving the aesthetics of the town itself.

I ask that you and the planning committee make their decisions based on a considered and well thought through basis.


Yours faithfully


Name & signature

28th June 2014

copied 2/7/14
PRN 8758

Ribble Valley Borough Council
Examination Office
Church Walk
Clitheroe
Lancs.
BB7 2RA



no actual address

For the attention of Mrs Michelle Haworth, Core Strategy Programme Officer

Dear Mrs Haworth,

In response to the recent modifications to the RVBC Core Strategy, which, fundamentally I am in agreement with, I wish to bring to your attention one point for consideration in the developments planned for Longridge.

At the point of finalising the overall number of dwellings proposed for Longridge an adjustment of 200 dwellings was proposed, this to be distributed between 9 other identified settlements within the Borough. This number was ratified during December 2011 to account for the planned development of the Ridings Depot site. Since this time subsequent applications have been made including Gladman Developments for an additional 190 units at this site, a recent application has been lodged for 10 further units at the same site as proposed by Sherwood homes, 78 additional dwellings have already been granted permission at Mosses Farm, Whittingham Lane together with the development of 14 units on Inglewhite Road, these being amongst further granted & planned applications to build dwellings bordering Longridge.

I feel strongly that the Longridge adjustment figure requires due consideration in light of the above and, although further afield, (2 miles, with Longridge being the closest town to this site) the 650 units approved for construction at the Whittingham Park site should also form part of this consideration. It is obvious that the overall number of dwellings bordering our town shall be reliant upon the resources and infrastructure of Longridge and that to not make a further allowance for this within the dwelling allocation for our town would I consider be wholly negligent.

The impact upon the services and infrastructure by the scale of developments proposed by a number of the principle contractors within Longridge and upon its borders should be given due consideration to restricting these in both size and to the type of houses required to meet local requirements

I believe as a community we recognise that a degree of new housing is required but that RVBC needs to exercise a degree of empathy when considering the impact such large scale developments and allocated housing units would have upon our community. The development of the existing brown field sites (as advised within the NPPF as being preferable to the destruction of Greenfield and Greenbelt) in and around Longridge as starter homes / retirement / affordable housing would be of real benefit to those who really need to get on the housing ladder as well as improving the aesthetics of the town itself.

I ask that you and the planning committee make their decisions based on a considered and well thought through basis.

Yours faithfully

~~Handwritten signature~~

~~Handwritten signature~~
Name & signature


Please remember that Longridge has only 1 way out to preston, 1 way to Blackburn + 1 way to whittingham. thick traffic, school places only 600 at present, with out the building going on new

we have no police
centers, 2 High school, children not able to
sit and eat lunch + table ^{or eat outside} having to sit
in the hall or stand, That's now, no
public sports center, no public baths
small supermarkets only 3, not like
Clitherope who have train station lots
of large supermarkets, sports center, tennis
courts swimming pool, 6 farm center, large
parks, not to mention drainage which is already
a nightmare, please use your sense
over building. Because your council will
be left to deal with the mess left,
no infrastructure won't work, only use
brown field not green belt, our agricult
land, think long term no farms no land
to grow things, not life sustainable

no address to
ach.

copied 8740

28th June 2014



Ribble Valley Borough Council
Examination Office
Church Walk
Clitheroe
Lancs.
BB7 2RA

For the attention of Mrs Michelle Haworth, Core Strategy Programme Officer

Dear Mrs Haworth,

In response to the recent modifications to the RVBC Core Strategy, which, fundamentally I am in agreement with, I wish to bring to your attention one point for consideration in the developments planned for Longridge.

At the point of finalising the overall number of dwellings proposed for Longridge an adjustment of 200 dwellings was proposed, this to be distributed between 9 other identified settlements within the Borough. This number was ratified during December 2011 to account for the planned development of the Ridings Depot site. Since this time subsequent applications have been made including Gladman Developments for an additional 190 units at this site, a recent application has been lodged for 10 further units at the same site as proposed by Sherwood homes, 78 additional dwellings have already been granted permission at Mosses Farm, Whittingham Lane together with the development of 14 units on Inglewhite Road, these being amongst further granted & planned applications to build dwellings bordering Longridge.

I feel strongly that the Longridge adjustment figure requires due consideration in light of the above and, although further afield, (2 miles, with Longridge being the closest town to this site) the 650 units approved for construction at the Whittingham Park site should also form part of this consideration. It is obvious that the overall number of dwellings bordering our town shall be reliant upon the resources and infrastructure of Longridge and that to not make a further allowance for this within the dwelling allocation for our town would I consider be wholly negligent.


The impact upon the services and infrastructure by the scale of developments proposed by a number of the principle contractors within Longridge and upon its borders should be given due consideration to restricting these in both size and to the type of houses required to meet local requirements

I believe as a community we recognise that a degree of new housing is required but that RVBC needs to exercise a degree of empathy when considering the impact such large scale developments and allocated housing units would have upon our community. The development of the existing brown field sites (as advised within the NPPF as being preferable to the destruction of Greenfield and Greenbelt) in and around Longridge as starter homes / retirement / affordable housing would be of real benefit to those who really need to get on the housing ladder as well as improving the aesthetics of the town itself.

I ask that you and the planning committee make their decisions based on a considered and well thought through basis.

Yours faithfully


Name & signature



no address to add to

copied

28th June 2014



Ribble Valley Borough Council
Examination Office
Church Walk
Clitheroe
Lancs.
BB7 2RA

For the attention of Mrs Michelle Haworth, Core Strategy Programme Officer

Dear Mrs Haworth,

In response to the recent modifications to the RVBC Core Strategy, which, fundamentally I am in agreement with, I wish to bring to your attention one point for consideration in the developments planned for Longridge.

At the point of finalising the overall number of dwellings proposed for Longridge an adjustment of 200 dwellings was proposed, this to be distributed between 9 other identified settlements within the Borough. This number was ratified during December 2011 to account for the planned development of the Ridings Depot site. Since this time subsequent applications have been made including Gladman Developments for an additional 190 units at this site, a recent application has been lodged for 10 further units at the same site as proposed by Sherwood homes, 78 additional dwellings have already been granted permission at Mosses Farm, Whittingham Lane together with the development of 14 units on Inglewhite Road, these being amongst further granted & planned applications to build dwellings bordering Longridge.

I feel strongly that the Longridge adjustment figure requires due consideration in light of the above and, although further afield, (2 miles, with Longridge being the closest town to this site) the 650 units approved for construction at the Whittingham Park site should also form part of this consideration. It is obvious that the overall number of dwellings bordering our town shall be reliant upon the resources and infrastructure of Longridge and that to not make a further allowance for this within the dwelling allocation for our town would I consider be wholly negligent.

The impact upon the services and infrastructure by the scale of developments proposed by a number of the principle contractors within Longridge and upon its borders should be given due consideration to restricting these in both size and to the type of houses required to meet local requirements.

I believe as a community we recognise that a degree of new housing is required but that RVBC needs to exercise a degree of empathy when considering the impact such large scale developments and allocated housing units would have upon our community. The development of the existing brown field sites (as advised within the NPPF as being preferable to the destruction of Greenfield and Greenbelt) in and around Longridge as starter homes / retirement / affordable housing would be of real benefit to those who really need to get on the housing ladder as well as improving the aesthetics of the town itself.

I ask that you and the planning committee make their decisions based on a considered and well thought through basis.

Yours faithfully

Name & signature





8783

advised

1/7/14 + copied

28th June 2014

[Redacted]

Ribble Valley Borough Council
Examination Office
Church Walk
Clitheroe
Lancs.
BB7 2RA

For the attention of Mrs Michelle Haworth, Core Strategy Programme Officer

Dear Mrs Haworth,

In response to the recent modifications to the RVBC Core Strategy, which, fundamentally I am in agreement with, I wish to bring to your attention one point for consideration in the developments planned for Longridge.

At the point of finalising the overall number of dwellings proposed for Longridge an adjustment of 200 dwellings was proposed, this to be distributed between 9 other identified settlements within the Borough. This number was ratified during December 2011 to account for the planned development of the Ridings Depot site. Since this time subsequent applications have been made including Gladman Developments for an additional 190 units at this site, a recent application has been lodged for 10 further units at the same site as proposed by Sherwood homes, 78 additional dwellings have already been granted permission at Mosses Farm, Whittingham Lane together with the development of 14 units on Inglewhite Road, these being amongst further granted & planned applications to build dwellings bordering Longridge.

I feel strongly that the Longridge adjustment figure requires due consideration in light of the above and, although further afield, (2 miles, with Longridge being the closest town to this site) the 650 units approved for construction at the Whittingham Park site should also form part of this consideration. It is obvious that the overall number of dwellings bordering our town shall be reliant upon the resources and infrastructure of Longridge and that to not make a further allowance for this within the dwelling allocation for our town would I consider be wholly negligent.

The impact upon the services and infrastructure by the scale of developments proposed by a number of the principle contractors within Longridge and upon its borders should be given due consideration to restricting these in both size and to the type of houses required to meet local requirements

I believe as a community we recognise that a degree of new housing is required but that RVBC needs to exercise a degree of empathy when considering the impact such large scale developments and allocated housing units would have upon our community. The development of the existing brown field sites (as advised within the NPPF as being preferable to the destruction of Greenfield and Greenbelt) in and around Longridge as starter homes / retirement / affordable housing would be of real benefit to those who really need to get on the housing ladder as well as improving the aesthetics of the town itself.

I ask that you and the planning committee make their decisions based on a considered and well thought through basis.

Yours faithfully

[Redacted signature]

[Redacted signature]

Name & signature

amid, 1/7/14 + copied 8782

28th June 2014

Ribble Valley Borough Council
Examination Office
Church Walk
Clitheroe
Lancs.
BB7 2RA

[REDACTED]

For the attention of Mrs Michelle Haworth, Core Strategy Programme Officer

Dear Mrs Haworth,

In response to the recent modifications to the RVBC Core Strategy, which, fundamentally I am in agreement with, I wish to bring to your attention one point for consideration in the developments planned for Longridge.

At the point of finalising the overall number of dwellings proposed for Longridge an adjustment of 200 dwellings was proposed, this to be distributed between 9 other identified settlements within the Borough. This number was ratified during December 2011 to account for the planned development of the Ridings Depot site. Since this time subsequent applications have been made including Gladman Developments for an additional 190 units at this site, a recent application has been lodged for 10 further units at the same site as proposed by Sherwood homes, 78 additional dwellings have already been granted permission at Mosses Farm, Whittingham Lane together with the development of 14 units on Inglewhite Road, these being amongst further granted & planned applications to build dwellings bordering Longridge.

I feel strongly that the Longridge adjustment figure requires due consideration in light of the above and, although further afield, (2 miles, with Longridge being the closest town to this site) the 650 units approved for construction at the Whittingham Park site should also form part of this consideration. It is obvious that the overall number of dwellings bordering our town shall be reliant upon the resources and infrastructure of Longridge and that to not make a further allowance for this within the dwelling allocation for our town would I consider be wholly negligent.

The impact upon the services and infrastructure by the scale of developments proposed by a number of the principle contractors within Longridge and upon its borders should be given due consideration to restricting these in both size and to the type of houses required to meet local requirements

I believe as a community we recognise that a degree of new housing is required but that RVBC needs to exercise a degree of empathy when considering the impact such large scale developments and allocated housing units would have upon our community. The development of the existing brown field sites (as advised within the NPPF as being preferable to the destruction of Greenfield and Greenbelt) in and around Longridge as starter homes / retirement / affordable housing would be of real benefit to those who really need to get on the housing ladder as well as improving the aesthetics of the town itself.

I ask that you and the planning committee make their decisions based on a considered and well thought through basis.

Yours faithfully

[REDACTED SIGNATURE]

Name & signature



adid 1/7/14 + @qued 8781

28th June 2014

[Redacted]

Ribble Valley Borough Council
Examination Office
Church Walk
Clitheroe
Lancs.
BB7 2RA

For the attention of Mrs Michelle Haworth, Core Strategy Programme Officer

Dear Mrs Haworth,

In response to the recent modifications to the RVBC Core Strategy, which, fundamentally I am in agreement with, I wish to bring to your attention one point for consideration in the developments planned for Longridge.

At the point of finalising the overall number of dwellings proposed for Longridge an adjustment of 200 dwellings was proposed, this to be distributed between 9 other identified settlements within the Borough. This number was ratified during December 2011 to account for the planned development of the Ridings Depot site. Since this time subsequent applications have been made including Gladman Developments for an additional 190 units at this site, a recent application has been lodged for 10 further units at the same site as proposed by Sherwood homes, 78 additional dwellings have already been granted permission at Mosses Farm, Whittingham Lane together with the development of 14 units on Inglewhite Road, these being amongst further granted & planned applications to build dwellings bordering Longridge.

I feel strongly that the Longridge adjustment figure requires due consideration in light of the above and, although further afield, (2 miles, with Longridge being the closest town to this site) the 650 units approved for construction at the Whittingham Park site should also form part of this consideration. It is obvious that the overall number of dwellings bordering our town shall be reliant upon the resources and infrastructure of Longridge and that to not make a further allowance for this within the dwelling allocation for our town would I consider be wholly negligent.

The impact upon the services and infrastructure by the scale of developments proposed by a number of the principle contractors within Longridge and upon its borders should be given due consideration to restricting these in both size and to the type of houses required to meet local requirements

I believe as a community we recognise that a degree of new housing is required but that RVBC needs to exercise a degree of empathy when considering the impact such large scale developments and allocated housing units would have upon our community. The development of the existing brown field sites (as advised within the NPPF as being preferable to the destruction of Greenfield and Greenbelt) in and around Longridge as starter homes / retirement / affordable housing would be of real benefit to those who really need to get on the housing ladder as well as improving the aesthetics of the town itself.

I ask that you and the planning committee make their decisions based on a considered and well thought through basis.

Yours faithfully

[Redacted signature]

Name & signature

[Redacted signature]

and 1/7/14 + copied 8780

28th June 2014

Ribble Valley Borough Council
Examination Office
Church Walk
Clitheroe
Lancs.
BB7 2RA




For the attention of Mrs Michelle Haworth, Core Strategy Programme Officer

Dear Mrs Haworth,

In response to the recent modifications to the RVBC Core Strategy, which, fundamentally I am in agreement with, I wish to bring to your attention one point for consideration in the developments planned for Longridge.

At the point of finalising the overall number of dwellings proposed for Longridge an adjustment of 200 dwellings was proposed, this to be distributed between 9 other identified settlements within the Borough. This number was ratified during December 2011 to account for the planned development of the Ridings Depot site. Since this time subsequent applications have been made including Gladman Developments for an additional 190 units at this site, a recent application has been lodged for 10 further units at the same site as proposed by Sherwood homes, 78 additional dwellings have already been granted permission at Mosses Farm, Whittingham Lane together with the development of 14 units on Inglewhite Road, these being amongst further granted & planned applications to build dwellings bordering Longridge.

I feel strongly that the Longridge adjustment figure requires due consideration in light of the above and, although further afield, (2 miles; with Longridge being the closest town to this site) the 650 units approved for construction at the Whittingham Park site should also form part of this consideration. It is obvious that the overall number of dwellings bordering our town shall be reliant upon the resources and infrastructure of Longridge and that to not make a further allowance for this within the dwelling allocation for our town would I consider be wholly negligent.


The impact upon the services and infrastructure by the scale of developments proposed by a number of the principle contractors within Longridge and upon its borders should be given due consideration to restricting these in both size and to the type of houses required to meet local requirements

I believe as a community we recognise that a degree of new housing is required but that RVBC needs to exercise a degree of empathy when considering the impact such large scale developments and allocated housing units would have upon our community. The development of the existing brown field sites (as advised within the NPPF as being preferable to the destruction of Greenfield and Greenbelt) in and around Longridge as starter homes / retirement / affordable housing would be of real benefit to those who really need to get on the housing ladder as well as improving the aesthetics of the town itself.

I ask that you and the planning committee make their decisions based on a considered and well thought through basis.

Yours faithfully






Name & signature

ackd, 1/7/14 + copied 8779

28th June 2014



Ribble Valley Borough Council
Examination Office
Church Walk
Clitheroe
Lancs.
BB7 2RA

For the attention of Mrs Michelle Haworth, Core Strategy Programme Officer

Dear Mrs Haworth,

In response to the recent modifications to the RVBC Core Strategy, which, fundamentally I am in agreement with, I wish to bring to your attention one point for consideration in the developments planned for Longridge.

At the point of finalising the overall number of dwellings proposed for Longridge an adjustment of 200 dwellings was proposed, this to be distributed between 9 other identified settlements within the Borough. This number was ratified during December 2011 to account for the planned development of the Ridings Depot site. Since this time subsequent applications have been made including Gladman Developments for an additional 190 units at this site, a recent application has been lodged for 10 further units at the same site as proposed by Sherwood homes, 78 additional dwellings have already been granted permission at Mosses Farm, Whittingham Lane together with the development of 14 units on Inglewhite Road, these being amongst further granted & planned applications to build dwellings bordering Longridge.

I feel strongly that the Longridge adjustment figure requires due consideration in light of the above and, although further afield, (2 miles, with Longridge being the closest town to this site) the 650 units approved for construction at the Whittingham Park site should also form part of this consideration. It is obvious that the overall number of dwellings bordering our town shall be reliant upon the resources and infrastructure of Longridge and that to not make a further allowance for this within the dwelling allocation for our town would I consider be wholly negligent.

The impact upon the services and infrastructure by the scale of developments proposed by a number of the principle contractors within Longridge and upon its borders should be given due consideration to restricting these in both size and to the type of houses required to meet local requirements

I believe as a community we recognise that a degree of new housing is required but that RVBC needs to exercise a degree of empathy when considering the impact such large scale developments and allocated housing units would have upon our community. The development of the existing brown field sites (as advised within the NPPF as being preferable to the destruction of Greenfield and Greenbelt) in and around Longridge as starter homes / retirement / affordable housing would be of real benefit to those who really need to get on the housing ladder as well as improving the aesthetics of the town itself.

I ask that you and the planning committee make their decisions based on a considered and well thought through basis.

Yours faithfully

Name & signature

acted, 1/7/14 + copied

8618

28th June 2014

Ribble Valley Borough Council
Examination Office
Church Walk
Clitheroe
Lancs.
BB7 2RA


For the attention of Mrs Michelle Haworth, Core Strategy Programme Officer

Dear Mrs Haworth,

In response to the recent modifications to the RVBC Core Strategy, which, fundamentally I am in agreement with, I wish to bring to your attention one point for consideration in the developments planned for Longridge.

At the point of finalising the overall number of dwellings proposed for Longridge an adjustment of 200 dwellings was proposed, this to be distributed between 9 other identified settlements within the Borough. This number was ratified during December 2011 to account for the planned development of the Ridings Depot site. Since this time subsequent applications have been made including Gladman Developments for an additional 190 units at this site, a recent application has been lodged for 10 further units at the same site as proposed by Sherwood homes, 78 additional dwellings have already been granted permission at Mosses Farm, Whittingham Lane together with the development of 14 units on Inglewhite Road, these being amongst further granted & planned applications to build dwellings bordering Longridge.


I feel strongly that the Longridge adjustment figure requires due consideration in light of the above and, although further afield, (2 miles, with Longridge being the closest town to this site) the 650 units approved for construction at the Whittingham Park site should also form part of this consideration. It is obvious that the overall number of dwellings bordering our town shall be reliant upon the resources and infrastructure of Longridge and that to not make a further allowance for this within the dwelling allocation for our town would I consider be wholly negligent.

The impact upon the services and infrastructure by the scale of developments proposed by a number of the principle contractors within Longridge and upon its borders should be given due consideration to restricting these in both size and to the type of houses required to meet local requirements

I believe as a community we recognise that a degree of new housing is required but that RVBC needs to exercise a degree of empathy when considering the impact such large scale developments and allocated housing units would have upon our community. The development of the existing brown field sites (as advised within the NPPF as being preferable to the destruction of Greenfield and Greenbelt) in and around Longridge as starter homes / retirement / affordable housing would be of real benefit to those who really need to get on the housing ladder as well as improving the aesthetics of the town itself.

I ask that you and the planning committee make their decisions based on a considered and well thought through basis, and please note my observations above as a resident of Longridge and a former resident of Whittingham parish.

Yours faithfully


Name & signature



8776

adid 1/7/14 + signed

28th June 2014

Ribble Valley Borough Council
Examination Office
Church Walk
Clitheroe
Lancs.
BB7 2RA

[Redacted signature area]

For the attention of Mrs Michelle Haworth, Core Strategy Programme Officer

Dear Mrs Haworth,

In response to the recent modifications to the RVBC Core Strategy, which, fundamentally I am in agreement with, I wish to bring to your attention one point for consideration in the developments planned for Longridge.

At the point of finalising the overall number of dwellings proposed for Longridge an adjustment of 200 dwellings was proposed, this to be distributed between 9 other identified settlements within the Borough. This number was ratified during December 2011 to account for the planned development of the Ridings Depot site. Since this time subsequent applications have been made including Gladman Developments for an additional 190 units at this site, a recent application has been lodged for 10 further units at the same site as proposed by Sherwood homes, 78 additional dwellings have already been granted permission at Mosses Farm, Whittingham Lane together with the development of 14 units on Inglewhite Road, these being amongst further granted & planned applications to build dwellings bordering Longridge.

I feel strongly that the Longridge adjustment figure requires due consideration in light of the above and, although further afield, (2 miles, with Longridge being the closest town to this site) the 650 units approved for construction at the Whittingham Park site should also form part of this consideration. It is obvious that the overall number of dwellings bordering our town shall be reliant upon the resources and infrastructure of Longridge and that to not make a further allowance for this within the dwelling allocation for our town would I consider be wholly negligent.

The impact upon the services and infrastructure by the scale of developments proposed by a number of the principle contractors within Longridge and upon its borders should be given due consideration to restricting these in both size and to the type of houses required to meet local requirements

I believe as a community we recognise that a degree of new housing is required but that RVBC needs to exercise a degree of empathy when considering the impact such large scale developments and allocated housing units would have upon our community. The development of the existing brown field sites (as advised within the NPPF as being preferable to the destruction of Greenfield and Greenbelt) in and around Longridge as starter homes / retirement / affordable housing would be of real benefit to those who really need to get on the housing ladder as well as improving the aesthetics of the town itself.


I ask that you and the planning committee make their decisions based on a considered and well thought through basis.

Yours faithfully

[Redacted signature]

Name & signature

[Redacted signature]



act'd 1/7/14 + copied 5697

28th June 2014

Ribble Valley Borough Council
Examination Office
Church Walk
Clitheroe
Lancs.
BB7 2RA


For the attention of Mrs Michelle Haworth, Core Strategy Programme Officer

Dear Mrs Haworth,

In response to the recent modifications to the RVBC Core Strategy, which, fundamentally I am in agreement with, I wish to bring to your attention one point for consideration in the developments planned for Longridge.

At the point of finalising the overall number of dwellings proposed for Longridge an adjustment of 200 dwellings was proposed, this to be distributed between 9 other identified settlements within the Borough. This number was ratified during December 2011 to account for the planned development of the Ridings Depot site. Since this time subsequent applications have been made including Gladman Developments for an additional 190 units at this site, a recent application has been lodged for 10 further units at the same site as proposed by Sherwood homes, 78 additional dwellings have already been granted permission at Mosses Farm, Whittingham Lane together with the development of 14 units on Inglewhite Road, these being amongst further granted & planned applications to build dwellings bordering Longridge.


I feel strongly that the Longridge adjustment figure requires due consideration in light of the above and, although further afield, (2 miles, with Longridge being the closest town to this site) the 650 units approved for construction at the Whittingham Park site should also form part of this consideration. It is obvious that the overall number of dwellings bordering our town shall be reliant upon the resources and infrastructure of Longridge and that to not make a further allowance for this within the dwelling allocation for our town would I consider be wholly negligent.

The impact upon the services and infrastructure by the scale of developments proposed by a number of the principle contractors within Longridge and upon its borders should be given due consideration to restricting these in both size and to the type of houses required to meet local requirements

I believe as a community we recognise that a degree of new housing is required but that RVBC needs to exercise a degree of empathy when considering the impact such large scale developments and allocated housing units would have upon our community. The development of the existing brown field sites (as advised within the NPPF as being preferable to the destruction of Greenfield and Greenbelt) in and around Longridge as starter homes / retirement / affordable housing would be of real benefit to those who really need to get on the housing ladder as well as improving the aesthetics of the town itself.

I ask that you and the planning committee make their decisions based on a considered and well thought through basis.

Yours faithfully


Name & signature



adid . 1/8/14 + agreed

28th June 2014

Ribble Valley Borough Council
Examination Office
Church Walk
Clitheroe
Lancs.
BB7 2RA

[REDACTED]

For the attention of Mrs Michelle Haworth, Core Strategy Programme Officer

Dear Mrs Haworth,

In response to the recent modifications to the RVBC Core Strategy, which, fundamentally I am in agreement with, I wish to bring to your attention one point for consideration in the developments planned for Longridge.

At the point of finalising the overall number of dwellings proposed for Longridge an adjustment of 200 dwellings was proposed, this to be distributed between 9 other identified settlements within the Borough. This number was ratified during December 2011 to account for the planned development of the Ridings Depot site. Since this time subsequent applications have been made including Gladman Developments for an additional 190 units at this site, a recent application has been lodged for 10 further units at the same site as proposed by Sherwood homes, 78 additional dwellings have already been granted permission at Mosses Farm, Whittingham Lane together with the development of 14 units on Inglewhite Road, these being amongst further granted & planned applications to build dwellings bordering Longridge.

I feel strongly that the Longridge adjustment figure requires due consideration in light of the above and, although further afield, (2 miles, with Longridge being the closest town to this site) the 650 units approved for construction at the Whittingham Park site should also form part of this consideration. It is obvious that the overall number of dwellings bordering our town shall be reliant upon the resources and infrastructure of Longridge and that to not make a further allowance for this within the dwelling allocation for our town would I consider be wholly negligent.

The impact upon the services and infrastructure by the scale of developments proposed by a number of the principle contractors within Longridge and upon its borders should be given due consideration to restricting these in both size and to the type of houses required to meet local requirements

I believe as a community we recognise that a degree of new housing is required but that RVBC needs to exercise a degree of empathy when considering the impact such large scale developments and allocated housing units would have upon our community. The development of the existing brown field sites (as advised within the NPPF as being preferable to the destruction of Greenfield and Greenbelt) in and around Longridge as starter homes / retirement / affordable housing would be of real benefit to those who really need to get on the housing ladder as well as improving the aesthetics of the town itself.

I ask that you and the planning committee make their decisions based on a considered and well thought through basis.

Yours faithfully

[REDACTED SIGNATURE]

Name & signature

[REDACTED SIGNATURE]

adid. 1/9/14 + speed

28th June 2014

[Redacted]

Ribble Valley Borough Council
Examination Office
Church Walk
Clitheroe
Lancs.
BB7 2RA

For the attention of Mrs Michelle Haworth, Core Strategy Programme Officer

Dear Mrs Haworth,

In response to the recent modifications to the RVBC Core Strategy, which, fundamentally I am in agreement with, I wish to bring to your attention one point for consideration in the developments planned for Longridge.

At the point of finalising the overall number of dwellings proposed for Longridge an adjustment of 200 dwellings was proposed, this to be distributed between 9 other identified settlements within the Borough. This number was ratified during December 2011 to account for the planned development of the Ridings Depot site. Since this time subsequent applications have been made including Gladman Developments for an additional 190 units at this site, a recent application has been lodged for 10 further units at the same site as proposed by Sherwood homes, 78 additional dwellings have already been granted permission at Mosses Farm, Whittingham Lane together with the development of 14 units on Inglewhite Road, these being amongst further granted & planned applications to build dwellings bordering Longridge.

I feel strongly that the Longridge adjustment figure requires due consideration in light of the above and, although further afield, (2 miles, with Longridge being the closest town to this site) the 650 units approved for construction at the Whittingham Park site should also form part of this consideration. It is obvious that the overall number of dwellings bordering our town shall be reliant upon the resources and infrastructure of Longridge and that to not make a further allowance for this within the dwelling allocation for our town would I consider be wholly negligent.

The impact upon the services and infrastructure by the scale of developments proposed by a number of the principle contractors within Longridge and upon its borders should be given due consideration to restricting these in both size and to the type of houses required to meet local requirements

I believe as a community we recognise that a degree of new housing is required but that RVBC needs to exercise a degree of empathy when considering the impact such large scale developments and allocated housing units would have upon our community. The development of the existing brown field sites (as advised within the NPPF as being preferable to the destruction of Greenfield and Greenbelt) in and around Longridge as starter homes / retirement / affordable housing would be of real benefit to those who really need to get on the housing ladder as well as improving the aesthetics of the town itself.

I ask that you and the planning committee make their decisions based on a considered and well thought through basis.

Yours faithfully

[Redacted signature]

Name & signature

[Redacted signature]

add. 1/7/14 + copied.

28th June 2014

Ribble Valley Borough Council
Examination Office
Church Walk
Clitheroe
Lancs.
BB7 2RA

[REDACTED]

For the attention of Mrs Michelle Haworth, Core Strategy Programme Officer

Dear Mrs Haworth,

In response to the recent modifications to the RVBC Core Strategy, which, fundamentally I am in agreement with, I wish to bring to your attention one point for consideration in the developments planned for Longridge.

At the point of finalising the overall number of dwellings proposed for Longridge an adjustment of 200 dwellings was proposed, this to be distributed between 9 other identified settlements within the Borough. This number was ratified during December 2011 to account for the planned development of the Ridings Depot site. Since this time subsequent applications have been made including Gladman Developments for an additional 190 units at this site, a recent application has been lodged for 10 further units at the same site as proposed by Sherwood homes, 78 additional dwellings have already been granted permission at Mosses Farm, Whittingham Lane together with the development of 14 units on Inglewhite Road, these being amongst further granted & planned applications to build dwellings bordering Longridge.

I feel strongly that the Longridge adjustment figure requires due consideration in light of the above and, although further afield, (2 miles, with Longridge being the closest town to this site) the 650 units approved for construction at the Whittingham Park site should also form part of this consideration. It is obvious that the overall number of dwellings bordering our town shall be reliant upon the resources and infrastructure of Longridge and that to not make a further allowance for this within the dwelling allocation for our town would I consider be wholly negligent.

The impact upon the services and infrastructure by the scale of developments proposed by a number of the principle contractors within Longridge and upon its borders should be given due consideration to restricting these in both size and to the type of houses required to meet local requirements

I believe as a community we recognise that a degree of new housing is required but that RVBC needs to exercise a degree of empathy when considering the impact such large scale developments and allocated housing units would have upon our community. The development of the existing brown field sites (as advised within the NPPF as being preferable to the destruction of Greenfield and Greenbelt) in and around Longridge as starter homes / retirement / affordable housing would be of real benefit to those who really need to get on the housing ladder as well as improving the aesthetics of the town itself.

I ask that you and the planning committee make their decisions based on a considered and well thought through basis.

Yours faithfully

[REDACTED]

Name & signature

[REDACTED]

adub. 1/7/14 + copied 942

28th June 2014

[Redacted area]

Ribble Valley Borough Council
Examination Office
Church Walk
Clitheroe
Lancs.
BB7 2RA

For the attention of Mrs Michelle Haworth, Core Strategy Programme Officer

Dear Mrs Haworth,

In response to the recent modifications to the RVBC Core Strategy, which, fundamentally I am in agreement with, I wish to bring to your attention one point for consideration in the developments planned for Longridge.

At the point of finalising the overall number of dwellings proposed for Longridge an adjustment of 200 dwellings was proposed, this to be distributed between 9 other identified settlements within the Borough. This number was ratified during December 2011 to account for the planned development of the Ridings Depot site. Since this time subsequent applications have been made including Gladman Developments for an additional 190 units at this site, a recent application has been lodged for 10 further units at the same site as proposed by Sherwood homes, 78 additional dwellings have already been granted permission at Mosses Farm, Whittingham Lane together with the development of 14 units on Inglewhite Road, these being amongst further granted & planned applications to build dwellings bordering Longridge.

I feel strongly that the Longridge adjustment figure requires due consideration in light of the above and, although further afield, (2 miles, with Longridge being the closest town to this site) the 650 units approved for construction at the Whittingham Park site should also form part of this consideration. It is obvious that the overall number of dwellings bordering our town shall be reliant upon the resources and infrastructure of Longridge and that to not make a further allowance for this within the dwelling allocation for our town would I consider be wholly negligent.

The impact upon the services and infrastructure by the scale of developments proposed by a number of the principle contractors within Longridge and upon its borders should be given due consideration to restricting these in both size and to the type of houses required to meet local requirements

I believe as a community we recognise that a degree of new housing is required but that RVBC needs to exercise a degree of empathy when considering the impact such large scale developments and allocated housing units would have upon our community. The development of the existing brown field sites (as advised within the NPPF, as being preferable to the destruction of Greenfield and Greenbelt) in and around Longridge as starter homes / retirement / affordable housing would be of real benefit to those who really need to get on the housing ladder as well as improving the aesthetics of the town itself.

I ask that you and the planning committee make their decisions based on a considered and well thought through basis.

Yours faithfully

[Handwritten signature]

Name & signature

acted. 1/7/14 + agreed 8775

28th June 2014

~~_____~~
~~_____~~
~~_____~~

Ribble Valley Borough Council
Examination Office
Church Walk
Clitheroe
Lancs.
BB7 2RA

For the attention of Mrs Michelle Haworth, Core Strategy Programme Officer

Dear Mrs Haworth,

In response to the recent modifications to the RVBC Core Strategy, which, fundamentally I am in agreement with, I wish to bring to your attention one point for consideration in the developments planned for Longridge.

At the point of finalising the overall number of dwellings proposed for Longridge an adjustment of 200 dwellings was proposed, this to be distributed between 9 other identified settlements within the Borough. This number was ratified during December 2011 to account for the planned development of the Ridings Depot site. Since this time subsequent applications have been made including Gladman Developments for an additional 190 units at this site, a recent application has been lodged for 10 further units at the same site as proposed by Sherwood homes, 78 additional dwellings have already been granted permission at Mosses Farm, Whittingham Lane together with the development of 14 units on Inglewhite Road, these being amongst further granted & planned applications to build dwellings bordering Longridge.

I feel strongly that the Longridge adjustment figure requires due consideration in light of the above and, although further afield, (2 miles, with Longridge being the closest town to this site) the 650 units approved for construction at the Whittingham Park site should also form part of this consideration. It is obvious that the overall number of dwellings bordering our town shall be reliant upon the resources and infrastructure of Longridge and that to not make a further allowance for this within the dwelling allocation for our town would I consider be wholly negligent.

The impact upon the services and infrastructure by the scale of developments proposed by a number of the principle contractors within Longridge and upon its borders should be given due consideration to restricting these in both size and to the type of houses required to meet local requirements


I believe as a community we recognise that a degree of new housing is required but that RVBC needs to exercise a degree of empathy when considering the impact such large scale developments and allocated housing units would have upon our community. The development of the existing brown field sites (as advised within the NPPF as being preferable to the destruction of Greenfield and Greenbelt) in and around Longridge as starter homes / retirement / affordable housing would be of real benefit to those who really need to get on the housing ladder as well as improving the aesthetics of the town itself.

I ask that you and the planning committee make their decisions based on a considered and well thought through basis.

Yours faithfully

~~_____~~
~~_____~~

Name & signature



amid 1/2/14 + signed

8643

28th June 2014

[Redacted signature area]

Ribble Valley Borough Council
Examination Office
Church Walk
Clitheroe
Lancs.
BB7 2RA

For the attention of Mrs Michelle Haworth, Core Strategy Programme Officer

Dear Mrs Haworth,

In response to the recent modifications to the RVBC Core Strategy, which, fundamentally I am in agreement with, I wish to bring to your attention one point for consideration in the developments planned for Longridge.

At the point of finalising the overall number of dwellings proposed for Longridge an adjustment of 200 dwellings was proposed, this to be distributed between 9 other identified settlements within the Borough. This number was ratified during December 2011 to account for the planned development of the Ridings Depot site. Since this time subsequent applications have been made including Gladman Developments for an additional 190 units at this site, a recent application has been lodged for 10 further units at the same site as proposed by Sherwood homes, 78 additional dwellings have already been granted permission at Mosses Farm, Whittingham Lane together with the development of 14 units on Inglewhite Road, these being amongst further granted & planned applications to build dwellings bordering Longridge.

I feel strongly that the Longridge adjustment figure requires due consideration in light of the above and, although further afield, (2 miles, with Longridge being the closest town to this site) the 650 units approved for construction at the Whittingham Park site should also form part of this consideration. It is obvious that the overall number of dwellings bordering our town shall be reliant upon the resources and infrastructure of Longridge and that to not make a further allowance for this within the dwelling allocation for our town would I consider be wholly negligent.

The impact upon the services and infrastructure by the scale of developments proposed by a number of the principle contractors within Longridge and upon its borders should be given due consideration to restricting these in both size and to the type of houses required to meet local requirements

I believe as a community we recognise that a degree of new housing is required but that RVBC needs to exercise a degree of empathy when considering the impact such large scale developments and allocated housing units would have upon our community. The development of the existing brown field sites (as advised within the NPPF as being preferable to the destruction of Greenfield and Greenbelt) in and around Longridge as starter homes / retirement / affordable housing would be of real benefit to those who really need to get on the housing ladder as well as improving the aesthetics of the town itself.

I ask that you and the planning committee make their decisions based on a considered and well thought through basis.


Yours faithfully

[Redacted signature]

[Redacted signature]

[Redacted signature]
Name & signature

[Redacted signature]



add 1/7/14 + copied 8774

28th June 2014

Ribble Valley Borough Council
Examination Office
Church Walk
Clitheroe
Lancs.
BB7 2RA


For the attention of Mrs Michelle Haworth, Core Strategy Programme Officer

Dear Mrs Haworth,

In response to the recent modifications to the RVBC Core Strategy, which, fundamentally I am in agreement with, I wish to bring to your attention one point for consideration in the developments planned for Longridge.

At the point of finalising the overall number of dwellings proposed for Longridge an adjustment of 200 dwellings was proposed, this to be distributed between 9 other identified settlements within the Borough. This number was ratified during December 2011 to account for the planned development of the Ridings Depot site. Since this time subsequent applications have been made including Gladman Developments for an additional 190 units at this site, a recent application has been lodged for 10 further units at the same site as proposed by Sherwood homes, 78 additional dwellings have already been granted permission at Mosses Farm, Whittingham Lane together with the development of 14 units on Inglewhite Road, these being amongst further granted & planned applications to build dwellings bordering Longridge.

I feel strongly that the Longridge adjustment figure requires due consideration in light of the above and, although further afield, (2 miles, with Longridge being the closest town to this site) the 650 units approved for construction at the Whittingham Park site should also form part of this consideration. It is obvious that the overall number of dwellings bordering our town shall be reliant upon the resources and infrastructure of Longridge and that to not make a further allowance for this within the dwelling allocation for our town would I consider be wholly negligent.

The impact upon the services and infrastructure by the scale of developments proposed by a number of the principle contractors within Longridge and upon its borders should be given due consideration to restricting these in both size and to the type of houses required to meet local requirements

I believe as a community we recognise that a degree of new housing is required but that RVBC needs to exercise a degree of empathy when considering the impact such large scale developments and allocated housing units would have upon our community. The development of the existing brown field sites (as advised within the NPPF as being preferable to the destruction of Greenfield and Greenbelt) in and around Longridge as starter homes / retirement / affordable housing would be of real benefit to those who really need to get on the housing ladder as well as improving the aesthetics of the town itself.

I ask that you and the planning committee make their decisions based on a considered and well thought through basis.

Yours faithfully


Name & signature



add, 1/7/14 + copied

8773

28th June 2014

~~_____~~
~~_____~~
~~_____~~
~~_____~~

Ribble Valley Borough Council
Examination Office
Church Walk
Clitheroe
Lancs.
BB7 2RA

For the attention of Mrs Michelle Haworth, Core Strategy Programme Officer

Dear Mrs Haworth,

In response to the recent modifications to the RVBC Core Strategy, which, fundamentally I am in agreement with, I wish to bring to your attention one point for consideration in the developments planned for Longridge.

At the point of finalising the overall number of dwellings proposed for Longridge an adjustment of 200 dwellings was proposed, this to be distributed between 9 other identified settlements within the Borough. This number was ratified during December 2011 to account for the planned development of the Ridings Depot site. Since this time subsequent applications have been made including Gladman Developments for an additional 190 units at this site, a recent application has been lodged for 10 further units at the same site as proposed by Sherwood homes, 78 additional dwellings have already been granted permission at Mosses Farm, Whittingham Lane together with the development of 14 units on Inglewhite Road, these being amongst further granted & planned applications to build dwellings bordering Longridge.

I feel strongly that the Longridge adjustment figure requires due consideration in light of the above and, although further afield, (2 miles, with Longridge being the closest town to this site) the 650 units approved for construction at the Whittingham Park site should also form part of this consideration. It is obvious that the overall number of dwellings bordering our town shall be reliant upon the resources and infrastructure of Longridge and that to not make a further allowance for this within the dwelling allocation for our town would I consider be wholly negligent.

The impact upon the services and infrastructure by the scale of developments proposed by a number of the principle contractors within Longridge and upon its borders should be given due consideration to restricting these in both size and to the type of houses required to meet local requirements

I believe as a community we recognise that a degree of new housing is required but that RVBC needs to exercise a degree of empathy when considering the impact such large scale developments and allocated housing units would have upon our community. The development of the existing brown field sites (as advised within the NPPF as being preferable to the destruction of Greenfield and Greenbelt) in and around Longridge as starter homes / retirement / affordable housing would be of real benefit to those who really need to get on the housing ladder as well as improving the aesthetics of the town itself.

I ask that you and the planning committee make their decisions based on a considered and well thought through basis.

Yours faithfully

~~_____~~

Name & signature

~~_____~~



add. 1/7/14 + copied

8772

28th June 2014



Ribble Valley Borough Council
Examination Office
Church Walk
Clitheroe
Lancs.
BB7 2RA

For the attention of Mrs Michelle Haworth, Core Strategy Programme Officer

Dear Mrs Haworth,

In response to the recent modifications to the RVBC Core Strategy, which, fundamentally I am in agreement with, I wish to bring to your attention one point for consideration in the developments planned for Longridge.

At the point of finalising the overall number of dwellings proposed for Longridge an adjustment of 200 dwellings was proposed, this to be distributed between 9 other identified settlements within the Borough. This number was ratified during December 2011 to account for the planned development of the Ridings Depot site. Since this time subsequent applications have been made including Gladman Developments for an additional 190 units at this site, a recent application has been lodged for 10 further units at the same site as proposed by Sherwood homes, 78 additional dwellings have already been granted permission at Mosses Farm, Whittingham Lane together with the development of 14 units on Inglewhite Road, these being amongst further granted & planned applications to build dwellings bordering Longridge.

I feel strongly that the Longridge adjustment figure requires due consideration in light of the above and, although further afield, (2 miles, with Longridge being the closest town to this site) the 650 units approved for construction at the Whittingham Park site should also form part of this consideration. It is obvious that the overall number of dwellings bordering our town shall be reliant upon the resources and infrastructure of Longridge and that to not make a further allowance for this within the dwelling allocation for our town would I consider be wholly negligent.

The impact upon the services and infrastructure by the scale of developments proposed by a number of the principle contractors within Longridge and upon its borders should be given due consideration to restricting these in both size and to the type of houses required to meet local requirements

I believe as a community we recognise that a degree of new housing is required but that RVBC needs to exercise a degree of empathy when considering the impact such large scale developments and allocated housing units would have upon our community. The development of the existing brown field sites (as advised within the NPPF as being preferable to the destruction of Greenfield and Greenbelt) in and around Longridge as starter homes / retirement / affordable housing would be of real benefit to those who really need to get on the housing ladder as well as improving the aesthetics of the town itself.

I ask that you and the planning committee make their decisions based on a considered and well thought through basis.

Yours faithfully

Name & signature



acid. 1/7/14 + copied 1127.

28th June 2014

Ribble Valley Borough Council
Examination Office
Church Walk
Clitheroe
Lancs.
BB7 2RA

~~_____~~
~~_____~~
~~_____~~

For the attention of Mrs Michelle Haworth, Core Strategy Programme Officer

Dear Mrs Haworth,

In response to the recent modifications to the RVBC Core Strategy, which, fundamentally I am in agreement with, I wish to bring to your attention one point for consideration in the developments planned for Longridge.

At the point of finalising the overall number of dwellings proposed for Longridge an adjustment of 200 dwellings was proposed, this to be distributed between 9 other identified settlements within the Borough. This number was ratified during December 2011 to account for the planned development of the Ridings Depot site. Since this time subsequent applications have been made including Gladman Developments for an additional 190 units at this site, a recent application has been lodged for 10 further units at the same site as proposed by Sherwood homes, 78 additional dwellings have already been granted permission at Mosses Farm, Whittingham Lane together with the development of 14 units on Inglewhite Road, these being amongst further granted & planned applications to build dwellings bordering Longridge.

I feel strongly that the Longridge adjustment figure requires due consideration in light of the above and, although further afield, (2 miles, with Longridge being the closest town to this site) the 650 units approved for construction at the Whittingham Park site should also form part of this consideration. It is obvious that the overall number of dwellings bordering our town shall be reliant upon the resources and infrastructure of Longridge and that to not make a further allowance for this within the dwelling allocation for our town would I consider be wholly negligent.

The impact upon the services and infrastructure by the scale of developments proposed by a number of the principle contractors within Longridge and upon its borders should be given due consideration to restricting these in both size and to the type of houses required to meet local requirements

I believe as a community we recognise that a degree of new housing is required but that RVBC needs to exercise a degree of empathy when considering the impact such large scale developments and allocated housing units would have upon our community. The development of the existing brown field sites (as advised within the NPPF as being preferable to the destruction of Greenfield and Greenbelt) in and around Longridge as starter homes / retirement / affordable housing would be of real benefit to those who really need to get on the housing ladder as well as improving the aesthetics of the town itself.

I ask that you and the planning committee make their decisions based on a considered and well thought through basis.

Yours faithfully

~~_____~~

Name & signature

~~_____~~

~~_____~~

add'd 1/7/14 + agreed 8771

28th June 2014

Ribble Valley Borough Council
Examination Office
Church Walk
Clitheroe
Lancs.
BB7 2RA


For the attention of Mrs Michelle Haworth, Core Strategy Programme Officer

Dear Mrs Haworth,

In response to the recent modifications to the RVBC Core Strategy, which, fundamentally I am in agreement with, I wish to bring to your attention one point for consideration in the developments planned for Longridge.

At the point of finalising the overall number of dwellings proposed for Longridge an adjustment of 200 dwellings was proposed, this to be distributed between 9 other identified settlements within the Borough. This number was ratified during December 2011 to account for the planned development of the Ridings Depot site. Since this time subsequent applications have been made including Gladman Developments for an additional 190 units at this site, a recent application has been lodged for 10 further units at the same site as proposed by Sherwood homes, 78 additional dwellings have already been granted permission at Mosses Farm, Whittingham Lane together with the development of 14 units on Inglewhite Road, these being amongst further granted & planned applications to build dwellings bordering Longridge.

I feel strongly that the Longridge adjustment figure requires due consideration in light of the above and, although further afield, (2 miles, with Longridge being the closest town to this site) the 650 units approved for construction at the Whittingham Park site should also form part of this consideration. It is obvious that the overall number of dwellings bordering our town shall be reliant upon the resources and infrastructure of Longridge and that to not make a further allowance for this within the dwelling allocation for our town would I consider be wholly negligent.

The impact upon the services and infrastructure by the scale of developments proposed by a number of the principle contractors within Longridge and upon its borders should be given due consideration to restricting these in both size and to the type of houses required to meet local requirements

I believe as a community we recognise that a degree of new housing is required but that RVBC needs to exercise a degree of empathy when considering the impact such large scale developments and allocated housing units would have upon our community. The development of the existing brown field sites (as advised within the NPPF as being preferable to the destruction of Greenfield and Greenbelt) in and around Longridge as starter homes / retirement / affordable housing would be of real benefit to those who really need to get on the housing ladder as well as improving the aesthetics of the town itself.

I ask that you and the planning committee make their decisions based on a considered and well thought through basis.

Yours faithfully


Name & signature



add. 1/2/14 + copied

8769

28th June 2014

Ribble Valley Borough Council
Examination Office
Church Walk
Clitheroe
Lancs.
BB7 2RA


For the attention of Mrs Michelle Haworth, Core Strategy Programme Officer

Dear Mrs Haworth,

In response to the recent modifications to the RVBC Core Strategy, which, fundamentally I am in agreement with, I wish to bring to your attention one point for consideration in the developments planned for Longridge.

At the point of finalising the overall number of dwellings proposed for Longridge an adjustment of 200 dwellings was proposed, this to be distributed between 9 other identified settlements within the Borough. This number was ratified during December 2011 to account for the planned development of the Ridings Depot site. Since this time subsequent applications have been made including Gladman Developments for an additional 190 units at this site, a recent application has been lodged for 10 further units at the same site as proposed by Sherwood homes, 78 additional dwellings have already been granted permission at Mosses Farm, Whittingham Lane together with the development of 14 units on Inglewhite Road, these being amongst further granted & planned applications to build dwellings bordering Longridge.

I feel strongly that the Longridge adjustment figure requires due consideration in light of the above and, although further afield, (2 miles, with Longridge being the closest town to this site) the 650 units approved for construction at the Whittingham Park site should also form part of this consideration. It is obvious that the overall number of dwellings bordering our town shall be reliant upon the resources and infrastructure of Longridge and that to not make a further allowance for this within the dwelling allocation for our town would I consider be wholly negligent.

The impact upon the services and infrastructure by the scale of developments proposed by a number of the principle contractors within Longridge and upon its borders should be given due consideration to restricting these in both size and to the type of houses required to meet local requirements

I believe as a community we recognise that a degree of new housing is required but that RVBC needs to exercise a degree of empathy when considering the impact such large scale developments and allocated housing units would have upon our community. The development of the existing brown field sites (as advised within the NPPF as being preferable to the destruction of Greenfield and Greenbelt) in and around Longridge as starter homes / retirement / affordable housing would be of real benefit to those who really need to get on the housing ladder as well as improving the aesthetics of the town itself.

I ask that you and the planning committee make their decisions based on a considered and well thought through basis.

Yours faithfully



Name & signature

28th June 2014

add 1/3/14 + quiet

8768

Ribble Valley Borough Council
Examination Office
Church Walk
Clitheroe
Lancs.
BB7 2RA

[REDACTED]

For the attention of Mrs Michelle Haworth, Core Strategy Programme Officer

Dear Mrs Haworth,

In response to the recent modifications to the RVBC Core Strategy, which, fundamentally I am in agreement with, I wish to bring to your attention one point for consideration in the developments planned for Longridge.

At the point of finalising the overall number of dwellings proposed for Longridge an adjustment of 200 dwellings was proposed, this to be distributed between 9 other identified settlements within the Borough. This number was ratified during December 2011 to account for the planned development of the Ridings Depot site. Since this time subsequent applications have been made including Gladman Developments for an additional 190 units at this site, a recent application has been lodged for 10 further units at the same site as proposed by Sherwood homes, 78 additional dwellings have already been granted permission at Mosses Farm, Whittingham Lane together with the development of 14 units on Inglewhite Road, these being amongst further granted & planned applications to build dwellings bordering Longridge.

I feel strongly that the Longridge adjustment figure requires due consideration in light of the above and, although further afield, (2 miles, with Longridge being the closest town to this site) the 650 units approved for construction at the Whittingham Park site should also form part of this consideration. It is obvious that the overall number of dwellings bordering our town shall be reliant upon the resources and infrastructure of Longridge and that to not make a further allowance for this within the dwelling allocation for our town would I consider be wholly negligent.

The impact upon the services and infrastructure by the scale of developments proposed by a number of the principle contractors within Longridge and upon its borders should be given due consideration to restricting these in both size and to the type of houses required to meet local requirements

I believe as a community we recognise that a degree of new housing is required but that RVBC needs to exercise a degree of empathy when considering the impact such large scale developments and allocated housing units would have upon our community. The development of the existing brown field sites (as advised within the NPPF as being preferable to the destruction of Greenfield and Greenbelt) in and around Longridge as starter homes / retirement / affordable housing would be of real benefit to those who really need to get on the housing ladder as well as improving the aesthetics of the town itself.

I ask that you and the planning committee make their decisions based on a considered and well thought through basis.

Yours faithfully

[REDACTED SIGNATURE]

Name & signature

ack'd 1/7/14 & agreed 8767

28th June 2014

Ribble Valley Borough Council
Examination Office
Church Walk
Clitheroe
Lancs.
BB7 2RA

[Redacted]

For the attention of Mrs Michelle Haworth, Core Strategy Programme Officer

Dear Mrs Haworth,

In response to the recent modifications to the RVBC Core Strategy, which, fundamentally I am in agreement with, I wish to bring to your attention one point for consideration in the developments planned for Longridge.

At the point of finalising the overall number of dwellings proposed for Longridge an adjustment of 200 dwellings was proposed, this to be distributed between 9 other identified settlements within the Borough. This number was ratified during December 2011 to account for the planned development of the Ridings Depot site. Since this time subsequent applications have been made including Gladman Developments for an additional 190 units at this site, a recent application has been lodged for 10 further units at the same site as proposed by Sherwood homes, 78 additional dwellings have already been granted permission at Mosses Farm, Whittingham Lane together with the development of 14 units on Inglewhite Road, these being amongst further granted & planned applications to build dwellings bordering Longridge.

I feel strongly that the Longridge adjustment figure requires due consideration in light of the above and, although further afield, (2 miles, with Longridge being the closest town to this site) the 650 units approved for construction at the Whittingham Park site should also form part of this consideration. It is obvious that the overall number of dwellings bordering our town shall be reliant upon the resources and infrastructure of Longridge and that to not make a further allowance for this within the dwelling allocation for our town would I consider be wholly negligent.

The impact upon the services and infrastructure by the scale of developments proposed by a number of the principle contractors within Longridge and upon its borders should be given due consideration to restricting these in both size and to the type of houses required to meet local requirements

I believe as a community we recognise that a degree of new housing is required but that RVBC needs to exercise a degree of empathy when considering the impact such large scale developments and allocated housing units would have upon our community. The development of the existing brown field sites (as advised within the NPPF as being preferable to the destruction of Greenfield and Greenbelt) in and around Longridge as starter homes / retirement / affordable housing would be of real benefit to those who really need to get on the housing ladder as well as improving the aesthetics of the town itself.

I ask that you and the planning committee make their decisions based on a considered and well thought through basis.

Yours faithfully

[Redacted signature]

Name & signature

[Redacted signature]

28th June 2014

add 1/7/14 & equal 8766

Ribble Valley Borough Council
Examination Office
Church Walk
Clitheroe
Lancs.
BB7 2RA


For the attention of Mrs Michelle Haworth, Core Strategy Programme Officer

Dear Mrs Haworth,

In response to the recent modifications to the RVBC Core Strategy, which, fundamentally I am in agreement with, I wish to bring to your attention one point for consideration in the developments planned for Longridge.

At the point of finalising the overall number of dwellings proposed for Longridge an adjustment of 200 dwellings was proposed, this to be distributed between 9 other identified settlements within the Borough. This number was ratified during December 2011 to account for the planned development of the Ridings Depot site. Since this time subsequent applications have been made including Gladman Developments for an additional 190 units at this site, a recent application has been lodged for 10 further units at the same site as proposed by Sherwood homes, 78 additional dwellings have already been granted permission at Mosses Farm, Whittingham Lane together with the development of 14 units on Inglewhite Road, these being amongst further granted & planned applications to build dwellings bordering Longridge.

I feel strongly that the Longridge adjustment figure requires due consideration in light of the above and, although further afield, (2 miles, with Longridge being the closest town to this site) the 650 units approved for construction at the Whittingham Park site should also form part of this consideration. It is obvious that the overall number of dwellings bordering our town shall be reliant upon the resources and infrastructure of Longridge and that to not make a further allowance for this within the dwelling allocation for our town would I consider be wholly negligent.

The impact upon the services and infrastructure by the scale of developments proposed by a number of the principle contractors within Longridge and upon its borders should be given due consideration to restricting these in both size and to the type of houses required to meet local requirements

I believe as a community we recognise that a degree of new housing is required but that RVBC needs to exercise a degree of empathy when considering the impact such large scale developments and allocated housing units would have upon our community. The development of the existing brown field sites (as advised within the NPPF as being preferable to the destruction of Greenfield and Greenbelt) in and around Longridge as starter homes / retirement / affordable housing would be of real benefit to those who really need to get on the housing ladder as well as improving the aesthetics of the town itself.


I ask that you and the planning committee make their decisions based on a considered and well thought through basis.

Yours faithfully


Name & signature

attid. 1/7/14 + copied 8765

28th June 2014



Ribble Valley Borough Council
Examination Office
Church Walk
Clitheroe
Lancs.
BB7 2RA

For the attention of Mrs Michelle Haworth, Core Strategy Programme Officer

Dear Mrs Haworth,

In response to the recent modifications to the RVBC Core Strategy, which, fundamentally I am in agreement with, I wish to bring to your attention one point for consideration in the developments planned for Longridge.

At the point of finalising the overall number of dwellings proposed for Longridge an adjustment of 200 dwellings was proposed, this to be distributed between 9 other identified settlements within the Borough. This number was ratified during December 2011 to account for the planned development of the Ridings Depot site. Since this time subsequent applications have been made including Gladman Developments for an additional 190 units at this site, a recent application has been lodged for 10 further units at the same site as proposed by Sherwood homes, 78 additional dwellings have already been granted permission at Mosses Farm, Whittingham Lane together with the development of 14 units on Inglewhite Road, these being amongst further granted & planned applications to build dwellings bordering Longridge.

I feel strongly that the Longridge adjustment figure requires due consideration in light of the above and, although further afield, (2 miles, with Longridge being the closest town to this site) the 650 units approved for construction at the Whittingham Park site should also form part of this consideration. It is obvious that the overall number of dwellings bordering our town shall be reliant upon the resources and infrastructure of Longridge and that to not make a further allowance for this within the dwelling allocation for our town would I consider be wholly negligent.

The impact upon the services and infrastructure by the scale of developments proposed by a number of the principle contractors within Longridge and upon its borders should be given due consideration to restricting these in both size and to the type of houses required to meet local requirements

I believe as a community we recognise that a degree of new housing is required but that RVBC needs to exercise a degree of empathy when considering the impact such large scale developments and allocated housing units would have upon our community. The development of the existing brown field sites (as advised within the NPPF as being preferable to the destruction of Greenfield and Greenbelt) in and around Longridge as starter homes / retirement / affordable housing would be of real benefit to those who really need to get on the housing ladder as well as improving the aesthetics of the town itself.

I ask that you and the planning committee make their decisions based on a considered and well thought through basis.

Yours faithfully

Name & signature

add. 1/7/14 + speed 8764

28th June 2014



Ribble Valley Borough Council
Examination Office
Church Walk
Clitheroe
Lancs.
BB7 2RA

For the attention of Mrs Michelle Haworth, Core Strategy Programme Officer

Dear Mrs Haworth,

In response to the recent modifications to the RVBC Core Strategy, which, fundamentally I am in agreement with, I wish to bring to your attention one point for consideration in the developments planned for Longridge.

At the point of finalising the overall number of dwellings proposed for Longridge an adjustment of 200 dwellings was proposed, this to be distributed between 9 other identified settlements within the Borough. This number was ratified during December 2011 to account for the planned development of the Ridings Depot site. Since this time subsequent applications have been made including Gladman Developments for an additional 190 units at this site, a recent application has been lodged for 10 further units at the same site as proposed by Sherwood homes, 78 additional dwellings have already been granted permission at Mosses Farm, Whittingham Lane together with the development of 14 units on Inglewhite Road, these being amongst further granted & planned applications to build dwellings bordering Longridge.

I feel strongly that the Longridge adjustment figure requires due consideration in light of the above and, although further afield, (2 miles, with Longridge being the closest town to this site) the 650 units approved for construction at the Whittingham Park site should also form part of this consideration. It is obvious that the overall number of dwellings bordering our town shall be reliant upon the resources and infrastructure of Longridge and that to not make a further allowance for this within the dwelling allocation for our town would I consider be wholly negligent.

The impact upon the services and infrastructure by the scale of developments proposed by a number of the principle contractors within Longridge and upon its borders should be given due consideration to restricting these in both size and to the type of houses required to meet local requirements

I believe as a community we recognise that a degree of new housing is required but that RVBC needs to exercise a degree of empathy when considering the impact such large scale developments and allocated housing units would have upon our community. The development of the existing brown field sites (as advised within the NPPF as being preferable to the destruction of Greenfield and Greenbelt) in and around Longridge as starter homes / retirement / affordable housing would be of real benefit to those who really need to get on the housing ladder as well as improving the aesthetics of the town itself.

I ask that you and the planning committee make their decisions based on a considered and well thought through basis.


Yours faithfully



Name & signature

ack'd. 1/7/14 + copied 8763

28th June 2014



Ribble Valley Borough Council
Examination Office
Church Walk
Clitheroe
Lancs.
BB7 2RA

For the attention of Mrs Michelle Haworth, Core Strategy Programme Officer

Dear Mrs Haworth,

In response to the recent modifications to the RVBC Core Strategy, which, fundamentally I am in agreement with, I wish to bring to your attention one point for consideration in the developments planned for Longridge.

At the point of finalising the overall number of dwellings proposed for Longridge an adjustment of 200 dwellings was proposed, this to be distributed between 9 other identified settlements within the Borough. This number was ratified during December 2011 to account for the planned development of the Ridings Depot site. Since this time subsequent applications have been made including Gladman Developments for an additional 190 units at this site, a recent application has been lodged for 10 further units at the same site as proposed by Sherwood homes, 78 additional dwellings have already been granted permission at Mosses Farm, Whittingham Lane together with the development of 14 units on Inglewhite Road, these being amongst further granted & planned applications to build dwellings bordering Longridge.

I feel strongly that the Longridge adjustment figure requires due consideration in light of the above and, although further afield, (2 miles, with Longridge being the closest town to this site) the 650 units approved for construction at the Whittingham Park site should also form part of this consideration. It is obvious that the overall number of dwellings bordering our town shall be reliant upon the resources and infrastructure of Longridge and that to not make a further allowance for this within the dwelling allocation for our town would I consider be wholly negligent.


The impact upon the services and infrastructure by the scale of developments proposed by a number of the principle contractors within Longridge and upon its borders should be given due consideration to restricting these in both size and to the type of houses required to meet local requirements

I believe as a community we recognise that a degree of new housing is required but that RVBC needs to exercise a degree of empathy when considering the impact such large scale developments and allocated housing units would have upon our community. The development of the existing brown field sites (as advised within the NPPF as being preferable to the destruction of Greenfield and Greenbelt) in and around Longridge as starter homes / retirement / affordable housing would be of real benefit to those who really need to get on the housing ladder as well as improving the aesthetics of the town itself.

I ask that you and the planning committee make their decisions based on a considered and well thought through basis.

Yours faithfully


Name & signature



adid. 1/7/14 + copied 8762

28th June 2014



Ribble Valley Borough Council
Examination Office
Church Walk
Clitheroe
Lancs.
BB7 2RA

For the attention of Mrs Michelle Haworth, Core Strategy Programme Officer

Dear Mrs Haworth,

In response to the recent modifications to the RVBC Core Strategy, which, fundamentally I am in agreement with, I wish to bring to your attention one point for consideration in the developments planned for Longridge.

At the point of finalising the overall number of dwellings proposed for Longridge an adjustment of 200 dwellings was proposed, this to be distributed between 9 other identified settlements within the Borough. This number was ratified during December 2011 to account for the planned development of the Ridings Depot site. Since this time subsequent applications have been made including Gladman Developments for an additional 190 units at this site, a recent application has been lodged for 10 further units at the same site as proposed by Sherwood homes, 78 additional dwellings have already been granted permission at Mosses Farm, Whittingham Lane together with the development of 14 units on Inglewhite Road, these being amongst further granted & planned applications to build dwellings bordering Longridge.

I feel strongly that the Longridge adjustment figure requires due consideration in light of the above and, although further afield, (2 miles, with Longridge being the closest town to this site) the 650 units approved for construction at the Whittingham Park site should also form part of this consideration. It is obvious that the overall number of dwellings bordering our town shall be reliant upon the resources and infrastructure of Longridge and that to not make a further allowance for this within the dwelling allocation for our town would I consider be wholly negligent.

The impact upon the services and infrastructure by the scale of developments proposed by a number of the principle contractors within Longridge and upon its borders should be given due consideration to restricting these in both size and to the type of houses required to meet local requirements

I believe as a community we recognise that a degree of new housing is required but that RVBC needs to exercise a degree of empathy when considering the impact such large scale developments and allocated housing units would have upon our community. The development of the existing brown field sites (as advised within the NPPF as being preferable to the destruction of Greenfield and Greenbelt) in and around Longridge as starter homes / retirement / affordable housing would be of real benefit to those who really need to get on the housing ladder as well as improving the aesthetics of the town itself.

I ask that you and the planning committee make their decisions based on a considered and well thought through basis.

Yours faithfully

Name & signature



act'd 1/7/14 + copied 6046

28th June 2014

Ribble Valley Borough Council
Examination Office
Church Walk
Clitheroe
Lancs.
BB7 2RA

[REDACTED]

For the attention of Mrs Michelle Haworth, Core Strategy Programme Officer

Dear Mrs Haworth,

In response to the recent modifications to the RVBC Core Strategy, which, fundamentally I am in agreement with, I wish to bring to your attention one point for consideration in the developments planned for Longridge.

At the point of finalising the overall number of dwellings proposed for Longridge an adjustment of 200 dwellings was proposed, this to be distributed between 9 other identified settlements within the Borough. This number was ratified during December 2011 to account for the planned development of the Ridings Depot site. Since this time subsequent applications have been made including Gladman Developments for an additional 190 units at this site, a recent application has been lodged for 10 further units at the same site as proposed by Sherwood homes, 78 additional dwellings have already been granted permission at Mosses Farm, Whittingham Lane together with the development of 14 units on Inglewhite Road, these being amongst further granted & planned applications to build dwellings bordering Longridge.

I feel strongly that the Longridge adjustment figure requires due consideration in light of the above and, although further afield, (2 miles, with Longridge being the closest town to this site) the 650 units approved for construction at the Whittingham Park site should also form part of this consideration. It is obvious that the overall number of dwellings bordering our town shall be reliant upon the resources and infrastructure of Longridge and that to not make a further allowance for this within the dwelling allocation for our town would I consider be wholly negligent.

The impact upon the services and infrastructure by the scale of developments proposed by a number of the principle contractors within Longridge and upon its borders should be given due consideration to restricting these in both size and to the type of houses required to meet local requirements

I believe as a community we recognise that a degree of new housing is required but that RVBC needs to exercise a degree of empathy when considering the impact such large scale developments and allocated housing units would have upon our community. The development of the existing brown field sites (as advised within the NPPF as being preferable to the destruction of Greenfield and Greenbelt) in and around Longridge as starter homes / retirement / affordable housing would be of real benefit to those who really need to get on the housing ladder as well as improving the aesthetics of the town itself.

I ask that you and the planning committee make their decisions based on a considered and well thought through basis.

Yours faithfully

[REDACTED]


[REDACTED]

Name & signature

acclid 1/3/14 + agreed 8761

28th June 2014

Ribble Valley Borough Council
Examination Office
Church Walk
Clitheroe
Lancs.
BB7 2RA



For the attention of Mrs Michelle Haworth, Core Strategy Programme Officer

Dear Mrs Haworth,

In response to the recent modifications to the RVBC Core Strategy, which, fundamentally I am in agreement with, I wish to bring to your attention one point for consideration in the developments planned for Longridge.

At the point of finalising the overall number of dwellings proposed for Longridge an adjustment of 200 dwellings was proposed, this to be distributed between 9 other identified settlements within the Borough. This number was ratified during December 2011 to account for the planned development of the Ridings Depot site. Since this time subsequent applications have been made including Gladman Developments for an additional 190 units at this site, a recent application has been lodged for 10 further units at the same site as proposed by Sherwood homes, 78 additional dwellings have already been granted permission at Mosses Farm, Whittingham Lane together with the development of 14 units on Inglewhite Road, these being amongst further granted & planned applications to build dwellings bordering Longridge.

I feel strongly that the Longridge adjustment figure requires due consideration in light of the above and, although further afield, (2 miles, with Longridge being the closest town to this site) the 650 units approved for construction at the Whittingham Park site should also form part of this consideration. It is obvious that the overall number of dwellings bordering our town shall be reliant upon the resources and infrastructure of Longridge and that to not make a further allowance for this within the dwelling allocation for our town would I consider be wholly negligent.

The impact upon the services and infrastructure by the scale of developments proposed by a number of the principle contractors within Longridge and upon its borders should be given due consideration to restricting these in both size and to the type of houses required to meet local requirements

I believe as a community we recognise that a degree of new housing is required but that RVBC needs to exercise a degree of empathy when considering the impact such large scale developments and allocated housing units would have upon our community. The development of the existing brown field sites (as advised within the NPPF as being preferable to the destruction of Greenfield and Greenbelt) in and around Longridge as starter homes / retirement / affordable housing would be of real benefit to those who really need to get on the housing ladder as well as improving the aesthetics of the town itself.

I ask that you and the planning committee make their decisions based on a considered and well thought through basis.


Yours faithfully

Name & signature




acid 1/7/14 + copied 8177

28th June 2014



Ribble Valley Borough Council
Examination Office
Church Walk
Clitheroe
Lancs.
BB7 2RA



For the attention of Mrs Michelle Haworth, Core Strategy Programme Officer

Dear Mrs Haworth,

In response to the recent modifications to the RVBC Core Strategy, which, fundamentally I am in agreement with, I wish to bring to your attention one point for consideration in the developments planned for Longridge.

At the point of finalising the overall number of dwellings proposed for Longridge an adjustment of 200 dwellings was proposed, this to be distributed between 9 other identified settlements within the Borough. This number was ratified during December 2011 to account for the planned development of the Ridings Depot site. Since this time subsequent applications have been made including Gladman Developments for an additional 190 units at this site, a recent application has been lodged for 10 further units at the same site as proposed by Sherwood homes, 78 additional dwellings have already been granted permission at Mosses Farm, Whittingham Lane together with the development of 14 units on Inglewhite Road, these being amongst further granted & planned applications to build dwellings bordering Longridge.


I feel strongly that the Longridge adjustment figure requires due consideration in light of the above and, although further afield, (2 miles, with Longridge being the closest town to this site) the 650 units approved for construction at the Whittingham Park site should also form part of this consideration. It is obvious that the overall number of dwellings bordering our town shall be reliant upon the resources and infrastructure of Longridge and that to not make a further allowance for this within the dwelling allocation for our town would I consider be wholly negligent.

The impact upon the services and infrastructure by the scale of developments proposed by a number of the principle contractors within Longridge and upon its borders should be given due consideration to restricting these in both size and to the type of houses required to meet local requirements

I believe as a community we recognise that a degree of new housing is required but that RVBC needs to exercise a degree of empathy when considering the impact such large scale developments and allocated housing units would have upon our community. The development of the existing brown field sites (as advised within the NPPF as being preferable to the destruction of Greenfield and Greenbelt) in and around Longridge as starter homes / retirement / affordable housing would be of real benefit to those who really need to get on the housing ladder as well as improving the aesthetics of the town itself.

I ask that you and the planning committee make their decisions based on a considered and well thought through basis.


Yours faithfully


Name & signature



ack'd 1/7/14 + copied 8760

28th June 2014



Ribble Valley Borough Council
Examination Office
Church Walk
Clitheroe
Lancs.
BB7 2RA

For the attention of Mrs Michelle Haworth, Core Strategy Programme Officer

Dear Mrs Haworth,

In response to the recent modifications to the RVBC Core Strategy, which, fundamentally I am in agreement with, I wish to bring to your attention one point for consideration in the developments planned for Longridge.

At the point of finalising the overall number of dwellings proposed for Longridge an adjustment of 200 dwellings was proposed, this to be distributed between 9 other identified settlements within the Borough. This number was ratified during December 2011 to account for the planned development of the Ridings Depot site. Since this time subsequent applications have been made including Gladman Developments for an additional 190 units at this site, a recent application has been lodged for 10 further units at the same site as proposed by Sherwood homes, 78 additional dwellings have already been granted permission at Mosses Farm, Whittingham Lane together with the development of 14 units on Inglewhite Road, these being amongst further granted & planned applications to build dwellings bordering Longridge.

I feel strongly that the Longridge adjustment figure requires due consideration in light of the above and, although further afield, (2 miles, with Longridge being the closest town to this site) the 650 units approved for construction at the Whittingham Park site should also form part of this consideration. It is obvious that the overall number of dwellings bordering our town shall be reliant upon the resources and infrastructure of Longridge and that to not make a further allowance for this within the dwelling allocation for our town would I consider be wholly negligent.

The impact upon the services and infrastructure by the scale of developments proposed by a number of the principle contractors within Longridge and upon its borders should be given due consideration to restricting these in both size and to the type of houses required to meet local requirements

I believe as a community we recognise that a degree of new housing is required but that RVBC needs to exercise a degree of empathy when considering the impact such large scale developments and allocated housing units would have upon our community. The development of the existing brown field sites (as advised within the NPPF as being preferable to the destruction of Greenfield and Greenbelt) in and around Longridge as starter homes / retirement / affordable housing would be of real benefit to those who really need to get on the housing ladder as well as improving the aesthetics of the town itself.

I ask that you and the planning committee make their decisions based on a considered and well thought through basis.

Yours faithfully

A horizontal line of the signature area has been redacted with a thick, dark scribble.

The signature itself has been redacted with a thick, dark scribble.

Name & signature

achid 1/7/14 + agreed 8759

28th June 2014

~~_____~~
~~_____~~
~~_____~~
~~_____~~
~~_____~~

} 29 June 14

Ribble Valley Borough Council
Examination Office
Church Walk
Clitheroe
Lancs.
BB7 2RA

For the attention of Mrs Michelle Haworth, Core Strategy Programme Officer

Dear Mrs Haworth,

In response to the recent modifications to the RVBC Core Strategy, which, fundamentally I am in agreement with, I wish to bring to your attention one point for consideration in the developments planned for Longridge.

At the point of finalising the overall number of dwellings proposed for Longridge an adjustment of 200 dwellings was proposed, this to be distributed between 9 other identified settlements within the Borough. This number was ratified during December 2011 to account for the planned development of the Ridings Depot site. Since this time subsequent applications have been made including Gladman Developments for an additional 100 units at this site, a recent application has been lodged for 10 further units at the same site as proposed by Sherwood homes, 78 additional dwellings have already been granted permission at Mosses Farm, Whittingham Lane together with the development of 14 units on Inglewhite Road, these being amongst further granted & planned applications to build dwellings bordering Longridge.

I feel strongly that the Longridge adjustment figure requires due consideration in light of the above and, although further afield, (2 miles, with Longridge being the closest town to this site) the 650 units approved for construction at the Whittingham Park site should also form part of this consideration. It is obvious that the overall number of dwellings bordering our town shall be reliant upon the resources and infrastructure of Longridge and that to not make a further allowance for this within the dwelling allocation for our town would I consider be wholly negligent.

The impact upon the services and infrastructure by the scale of developments proposed by a number of the principle contractors within Longridge and upon its borders should be given due consideration to restricting these in both size and to the type of houses required to meet local requirements

I believe as a community we recognise that a degree of new housing is required but that RVBC needs to exercise a degree of empathy when considering the impact such large scale developments and allocated housing units would have upon our community. The development of the existing brown field sites (as advised within the NPPF as being preferable to the destruction of Greenfield and Greenbelt) in and around Longridge as starter homes / retirement / affordable housing would be of real benefit to those who really need to get on the housing ladder as well as improving the aesthetics of the town itself.

I ask that you and the planning committee make their decisions based on a considered and well thought through basis.

Yours faithfully

~~_____~~

~~_____~~

Name & signature

acti' 1/7/14 + copied

8741

28th June 2014



Ribble Valley Borough Council
Examination Office
Church Walk
Clitheroe
Lancs.
BB7 2RA

For the attention of Mrs Michelle Haworth, Core Strategy Programme Officer

Dear Mrs Haworth,

In response to the recent modifications to the RVBC Core Strategy, which, fundamentally I am in agreement with, I wish to bring to your attention one point for consideration in the developments planned for Longridge.

At the point of finalising the overall number of dwellings proposed for Longridge an adjustment of 200 dwellings was proposed, this to be distributed between 9 other identified settlements within the Borough. This number was ratified during December 2011 to account for the planned development of the Ridings Depot site. Since this time subsequent applications have been made including Gladman Developments for an additional 190 units at this site, a recent application has been lodged for 10 further units at the same site as proposed by Sherwood homes, 78 additional dwellings have already been granted permission at Mosses Farm, Whittingham Lane together with the development of 14 units on Inglewhite Road, these being amongst further granted & planned applications to build dwellings bordering Longridge.

I feel strongly that the Longridge adjustment figure requires due consideration in light of the above and, although further afield, (2 miles, with Longridge being the closest town to this site) the 650 units approved for construction at the Whittingham Park site should also form part of this consideration. It is obvious that the overall number of dwellings bordering our town shall be reliant upon the resources and infrastructure of Longridge and that to not make a further allowance for this within the dwelling allocation for our town would I consider be wholly negligent.

The impact upon the services and infrastructure by the scale of developments proposed by a number of the principle contractors within Longridge and upon its borders should be given due consideration to restricting these in both size and to the type of houses required to meet local requirements

I believe as a community we recognise that a degree of new housing is required but that RVBC needs to exercise a degree of empathy when considering the impact such large scale developments and allocated housing units would have upon our community. The development of the existing brown field sites (as advised within the NPPF as being preferable to the destruction of Greenfield and Greenbelt) in and around Longridge as starter homes / retirement / affordable housing would be of real benefit to those who really need to get on the housing ladder as well as improving the aesthetics of the town itself.

I ask that you and the planning committee make their decisions based on a considered and well thought through basis,

Yours faithfully

~~XXXXXXXXXX~~
~~XXXXXXXXXX~~

Name & signature

P.S. Longridge may need a FEW homes for elderly. BUT as everyone knows - it will be a nightmare on the roads, doctors, schools water & sewage!! need we say more!!
J.B.



28th June 2014

am'd 1/7/14 + copied 7042

Ribble Valley Borough Council
Examination Office
Church Walk
Clitheroe
Lancs.
BB7 2RA

For the attention of Mrs Michelle Haworth, Core Strategy Programme Officer

Dear Mrs Haworth,

In response to the recent modifications to the RVBC Core Strategy, which, fundamentally I am in agreement with, I wish to bring to your attention one point for consideration in the developments planned for Longridge.

At the point of finalising the overall number of dwellings proposed for Longridge an adjustment of 200 dwellings was proposed, this to be distributed between 9 other identified settlements within the Borough. This number was ratified during December 2011 to account for the planned development of the Ridings Depot site. Since this time subsequent applications have been made including Gladman Developments for an additional 190 units at this site, a recent application has been lodged for 10 further units at the same site as proposed by Sherwood homes, 78 additional dwellings have already been granted permission at Mosses Farm, Whittingham Lane together with the development of 14 units on Inglewhite Road, these being amongst further granted & planned applications to build dwellings bordering Longridge.

I feel strongly that the Longridge adjustment figure requires due consideration in light of the above and, although further afield, (2 miles, with Longridge being the closest town to this site) the 650 units approved for construction at the Whittingham Park site should also form part of this consideration. It is obvious that the overall number of dwellings bordering our town shall be reliant upon the resources and infrastructure of Longridge and that to not make a further allowance for this within the dwelling allocation for our town would I consider be wholly negligent.

The impact upon the services and infrastructure by the scale of developments proposed by a number of the principle contractors within Longridge and upon its borders should be given due consideration to restricting these in both size and to the type of houses required to meet local requirements


I believe as a community we recognise that a degree of new housing is required but that RVBC needs to exercise a degree of empathy when considering the impact such large scale developments and allocated housing units would have upon our community. The development of the existing brown field sites (as advised within the NPPF as being preferable to the destruction of Greenfield and Greenbelt) in and around Longridge as starter homes / retirement / affordable housing would be of real benefit to those who really need to get on the housing ladder as well as improving the aesthetics of the town itself.

I ask that you and the planning committee make their decisions based on a considered and well thought through basis.

Yours faithfully



Name & signature



~~no addition to~~
~~note to~~

added 1/7/14 + copied
~~8740~~

28th June 2014

Ribble Valley Borough Council
Examination Office
Church Walk
Clitheroe
Lancs.
BB7 2RA

8740

For the attention of Mrs Michelle Haworth, Core Strategy Programme Officer

Dear Mrs Haworth,

In response to the recent modifications to the RVBC Core Strategy, which, fundamentally I am in agreement with, I wish to bring to your attention one point for consideration in the developments planned for Longridge.

At the point of finalising the overall number of dwellings proposed for Longridge an adjustment of 200 dwellings was proposed, this to be distributed between 9 other identified settlements within the Borough. This number was ratified during December 2011 to account for the planned development of the Ridings Depot site. Since this time subsequent applications have been made including Gladman Developments for an additional 190 units at this site, a recent application has been lodged for 10 further units at the same site as proposed by Sherwood homes, 78 additional dwellings have already been granted permission at Mosses Farm, Whittingham Lane together with the development of 14 units on Inglewhite Road, these being amongst further granted & planned applications to build dwellings bordering Longridge.

I feel strongly that the Longridge adjustment figure requires due consideration in light of the above and, although further afield, (2 miles, with Longridge being the closest town to this site) the 650 units approved for construction at the Whittingham Park site should also form part of this consideration. It is obvious that the overall number of dwellings bordering our town shall be reliant upon the resources and infrastructure of Longridge and that to not make a further allowance for this within the dwelling allocation for our town would I consider be wholly negligent.

The impact upon the services and infrastructure by the scale of developments proposed by a number of the principle contractors within Longridge and upon its borders should be given due consideration to restricting these in both size and to the type of houses required to meet local requirements

I believe as a community we recognise that a degree of new housing is required but that RVBC needs to exercise a degree of empathy when considering the impact such large scale developments and allocated housing units would have upon our community. The development of the existing brown field sites (as advised within the NPPF as being preferable to the destruction of Greenfield and Greenbelt) in and around Longridge as starter homes / retirement / affordable housing would be of real benefit to those who really need to get on the housing ladder as well as improving the aesthetics of the town itself.

I ask that you and the planning committee make their decisions based on a considered and well thought through basis.


Yours faithfully

Name & signature



adid 1/7/14 + copied

28th June 2014



Ribble Valley Borough Council
Examination Office
Church Walk
Clitheroe
Lancs.
BB7 2RA

8739

For the attention of Mrs Michelle Haworth, Core Strategy Programme Officer

Dear Mrs Haworth,

In response to the recent modifications to the RVBC Core Strategy, which, fundamentally I am in agreement with, I wish to bring to your attention one point for consideration in the developments planned for Longridge.

At the point of finalising the overall number of dwellings proposed for Longridge an adjustment of 200 dwellings was proposed, this to be distributed between 9 other identified settlements within the Borough. This number was ratified during December 2011 to account for the planned development of the Ridings Depot site. Since this time subsequent applications have been made including Gladman Developments for an additional 190 units at this site, a recent application has been lodged for 10 further units at the same site as proposed by Sherwood homes, 78 additional dwellings have already been granted permission at Mosses Farm, Whittingham Lane together with the development of 14 units on Inglewhite Road, these being amongst further granted & planned applications to build dwellings bordering Longridge.

I feel strongly that the Longridge adjustment figure requires due consideration in light of the above and, although further afield, (2 miles, with Longridge being the closest town to this site) the 650 units approved for construction at the Whittingham Park site should also form part of this consideration. It is obvious that the overall number of dwellings bordering our town shall be reliant upon the resources and infrastructure of Longridge and that to not make a further allowance for this within the dwelling allocation for our town would I consider be wholly negligent.

The impact upon the services and infrastructure by the scale of developments proposed by a number of the principle contractors within Longridge and upon its borders should be given due consideration to restricting these in both size and to the type of houses required to meet local requirements

I believe as a community we recognise that a degree of new housing is required but that RVBC needs to exercise a degree of empathy when considering the impact such large scale developments and allocated housing units would have upon our community. The development of the existing brown field sites (as advised within the NPPF as being preferable to the destruction of Greenfield and Greenbelt) in and around Longridge as starter homes / retirement / affordable housing would be of real benefit to those who really need to get on the housing ladder as well as improving the aesthetics of the town itself.


I ask that you and the planning committee make their decisions based on a considered and well thought through basis.

Yours faithfully

Name & signature

ack'd 1/9/14 + copied

28th June 2014



Ribble Valley Borough Council
Examination Office
Church Walk
Clitheroe
Lancs.
BB7 2RA

8738

For the attention of Mrs Michelle Haworth, Core Strategy Programme Officer

Dear Mrs Haworth,

In response to the recent modifications to the RVBC Core Strategy, which, fundamentally I am in agreement with, I wish to bring to your attention one point for consideration in the developments planned for Longridge.

At the point of finalising the overall number of dwellings proposed for Longridge an adjustment of 200 dwellings was proposed, this to be distributed between 9 other identified settlements within the Borough. This number was ratified during December 2011 to account for the planned development of the Ridings Depot site. Since this time subsequent applications have been made including Gladman Developments for an additional 190 units at this site, a recent application has been lodged for 10 further units at the same site as proposed by Sherwood homes, 78 additional dwellings have already been granted permission at Mosses Farm, Whittingham Lane together with the development of 14 units on Inglewhite Road, these being amongst further granted & planned applications to build dwellings bordering Longridge.

I feel strongly that the Longridge adjustment figure requires due consideration in light of the above and, although further afield, (2 miles, with Longridge being the closest town to this site) the 650 units approved for construction at the Whittingham Park site should also form part of this consideration. It is obvious that the overall number of dwellings bordering our town shall be reliant upon the resources and infrastructure of Longridge and that to not make a further allowance for this within the dwelling allocation for our town would I consider be wholly negligent.

The impact upon the services and infrastructure by the scale of developments proposed by a number of the principle contractors within Longridge and upon its borders should be given due consideration to restricting these in both size and to the type of houses required to meet local requirements

I believe as a community we recognise that a degree of new housing is required but that RVBC needs to exercise a degree of empathy when considering the impact such large scale developments and allocated housing units would have upon our community. The development of the existing brown field sites (as advised within the NPPF as being preferable to the destruction of Greenfield and Greenbelt) in and around Longridge as starter homes / retirement / affordable housing would be of real benefit to those who really need to get on the housing ladder as well as improving the aesthetics of the town itself.

I ask that you and the planning committee make their decisions based on a considered and well thought through basis.

Yours faithfully

Name & signature

Copied & ack'd 7.7.14

PLN - 8906

28th June 2014

Ribble Valley Borough Council
Examination Office
Church Walk
Clitheroe
Lancs.
BB7 2RA

[REDACTED]

For the attention of Mrs Michelle Haworth, Core Strategy Programme Officer

Dear Mrs Haworth,

In response to the recent modifications to the RVBC Core Strategy, which, fundamentally I am in agreement with, I wish to bring to your attention one point for consideration in the developments planned for Longridge.

At the point of finalising the overall number of dwellings proposed for Longridge an adjustment of 200 dwellings was proposed, this to be distributed between 9 other identified settlements within the Borough. This number was ratified during December 2011 to account for the planned development of the Ridings Depot site. Since this time subsequent applications have been made including Gladman Developments for an additional 190 units at this site, a recent application has been lodged for 10 further units at the same site as proposed by Sherwood homes, 78 additional dwellings have already been granted permission at Mosses Farm, Whittingham Lane together with the development of 14 units on Inglewhite Road, these being amongst further granted & planned applications to build dwellings bordering Longridge.

I feel strongly that the Longridge adjustment figure requires due consideration in light of the above and, although further afield, (2 miles, with Longridge being the closest town to this site) the 650 units approved for construction at the Whittingham Park site should also form part of this consideration. It is obvious that the overall number of dwellings bordering our town shall be reliant upon the resources and infrastructure of Longridge and that to not make a further allowance for this within the dwelling allocation for our town would I consider be wholly negligent.

The impact upon the services and infrastructure by the scale of developments proposed by a number of the principle contractors within Longridge and upon its borders should be given due consideration to restricting these in both size and to the type of houses required to meet local requirements

I believe as a community we recognise that a degree of new housing is required but that RVBC needs to exercise a degree of empathy when considering the impact such large scale developments and allocated housing units would have upon our community. The development of the existing brown field sites (as advised within the NPPF as being preferable to the destruction of Greenfield and Greenbelt) in and around Longridge as starter homes / retirement / affordable housing would be of real benefit to those who really need to get on the housing ladder as well as improving the aesthetics of the town itself.

I ask that you and the planning committee make their decisions based on a considered and well thought through basis.

Yours faithfully


[REDACTED]

[REDACTED]

Copied & act'd 7-7-14.

PRN - 8907

28th June 2014



Ribble Valley Borough Council
Examination Office
Church Walk
Clitheroe
Lancs.
BB7 2RA

For the attention of Mrs Michelle Haworth, Core Strategy Programme Officer

Dear Mrs Haworth,

In response to the recent modifications to the RVBC Core Strategy, which, fundamentally I am in agreement with, I wish to bring to your attention one point for consideration in the developments planned for Longridge.

At the point of finalising the overall number of dwellings proposed for Longridge an adjustment of 200 dwellings was proposed, this to be distributed between 9 other identified settlements within the Borough. This number was ratified during December 2011 to account for the planned development of the Ridings Depot site. Since this time subsequent applications have been made including Gladman Developments for an additional 190 units at this site, a recent application has been lodged for 10 further units at the same site as proposed by Sherwood homes, 78 additional dwellings have already been granted permission at Mosses Farm, Whittingham Lane together with the development of 14 units on Inglewhite Road, these being amongst further granted & planned applications to build dwellings bordering Longridge.

I feel strongly that the Longridge adjustment figure requires due consideration in light of the above and, although further afield, (2 miles, with Longridge being the closest town to this site) the 650 units approved for construction at the Whittingham Park site should also form part of this consideration. It is obvious that the overall number of dwellings bordering our town shall be reliant upon the resources and infrastructure of Longridge and that to not make a further allowance for this within the dwelling allocation for our town would I consider be wholly negligent.

The impact upon the services and infrastructure by the scale of developments proposed by a number of the principle contractors within Longridge and upon its borders should be given due consideration to restricting these in both size and to the type of houses required to meet local requirements

I believe as a community we recognise that a degree of new housing is required but that RVBC needs to exercise a degree of empathy when considering the impact such large scale developments and allocated housing units would have upon our community. The development of the existing brown field sites (as advised within the NPPF as being preferable to the destruction of Greenfield and Greenbelt) in and around Longridge as starter homes / retirement / affordable housing would be of real benefit to those who really need to get on the housing ladder as well as improving the aesthetics of the town itself.

I ask that you and the planning committee make their decisions based on a considered and well thought through basis.

Yours faithfully

N

copied & ack'd 7.7.14

PRN-8908

28th June 2014

Ribble Valley Borough Council
Examination Office
Church Walk
Clitheroe
Lancs.
BB7 2RA

[REDACTED]

For the attention of Mrs Michelle Haworth, Core Strategy Programme Officer

Dear Mrs Haworth,

In response to the recent modifications to the RVBC Core Strategy, which, fundamentally I am in agreement with, I wish to bring to your attention one point for consideration in the developments planned for Longridge.

At the point of finalising the overall number of dwellings proposed for Longridge an adjustment of 200 dwellings was proposed, this to be distributed between 9 other identified settlements within the Borough. This number was ratified during December 2011 to account for the planned development of the Ridings Depot site. Since this time subsequent applications have been made including Gladman Developments for an additional 190 units at this site, a recent application has been lodged for 10 further units at the same site as proposed by Sherwood homes, 78 additional dwellings have already been granted permission at Mosses Farm, Whittingham Lane together with the development of 14 units on Inglewhite Road, these being amongst further granted & planned applications to build dwellings bordering Longridge.

I feel strongly that the Longridge adjustment figure requires due consideration in light of the above and, although further afield, (2 miles, with Longridge being the closest town to this site) the 650 units approved for construction at the Whittingham Park site should also form part of this consideration. It is obvious that the overall number of dwellings bordering our town shall be reliant upon the resources and infrastructure of Longridge and that to not make a further allowance for this within the dwelling allocation for our town would I consider be wholly negligent.

The impact upon the services and infrastructure by the scale of developments proposed by a number of the principle contractors within Longridge and upon its borders should be given due consideration to restricting these in both size and to the type of houses required to meet local requirements

I believe as a community we recognise that a degree of new housing is required but that RVBC needs to exercise a degree of empathy when considering the impact such large scale developments and allocated housing units would have upon our community. The development of the existing brown field sites (as advised within the NPPF as being preferable to the destruction of Greenfield and Greenbelt) in and around Longridge as starter homes / retirement / affordable housing would be of real benefit to those who really need to get on the housing ladder as well as improving the aesthetics of the town itself.

I ask that you and the planning committee make their decisions based on a considered and well thought through basis.

Yours faithfully

[REDACTED]

copied & ack'd 7.7.14

PRN - 8909

28th June 2014

Ribble Valley Borough Council
Examination Office
Church Walk
Clitheroe
Lancs.
BB7 2RA

[REDACTED]

For the attention of Mrs Michelle Haworth, Core Strategy Programme Officer

Dear Mrs Haworth,

In response to the recent modifications to the RVBC Core Strategy, which, fundamentally I am in agreement with, I wish to bring to your attention one point for consideration in the developments planned for Longridge.

At the point of finalising the overall number of dwellings proposed for Longridge an adjustment of 200 dwellings was proposed, this to be distributed between 9 other identified settlements within the Borough. This number was ratified during December 2011 to account for the planned development of the Ridings Depot site. Since this time subsequent applications have been made including Gladman Developments for an additional 190 units at this site, a recent application has been lodged for 10 further units at the same site as proposed by Sherwood homes, 78 additional dwellings have already been granted permission at Mosses Farm, Whittingham Lane together with the development of 14 units on Inglewhite Road, these being amongst further granted & planned applications to build dwellings bordering Longridge.

I feel strongly that the Longridge adjustment figure requires due consideration in light of the above and, although further afield, (2 miles, with Longridge being the closest town to this site) the 650 units approved for construction at the Whittingham Park site should also form part of this consideration. It is obvious that the overall number of dwellings bordering our town shall be reliant upon the resources and infrastructure of Longridge and that to not make a further allowance for this within the dwelling allocation for our town would I consider be wholly negligent.

The impact upon the services and infrastructure by the scale of developments proposed by a number of the principle contractors within Longridge and upon its borders should be given due consideration to restricting these in both size and to the type of houses required to meet local requirements

I believe as a community we recognise that a degree of new housing is required but that RVBC needs to exercise a degree of empathy when considering the impact such large scale developments and allocated housing units would have upon our community. The development of the existing brown field sites (as advised within the NPPF as being preferable to the destruction of Greenfield and Greenbelt) in and around Longridge as starter homes / retirement / affordable housing would be of real benefit to those who really need to get on the housing ladder as well as improving the aesthetics of the town itself.

I ask that you and the planning committee make their decisions based on a considered and well thought through basis.

Yours faithfully

[REDACTED]

[REDACTED]

copied & ack'd 7.7.14 PAN-8910

28th June 2014

Ribble Valley Borough Council
Examination Office
Church Walk
Clitheroe
Lancs.
BB7 2RA

[REDACTED]
[REDACTED]
[REDACTED]

For the attention of Mrs Michelle Haworth, Core Strategy Programme Officer

Dear Mrs Haworth,

In response to the recent modifications to the RVBC Core Strategy, which, fundamentally I am in agreement with, I wish to bring to your attention one point for consideration in the developments planned for Longridge.

At the point of finalising the overall number of dwellings proposed for Longridge an adjustment of 200 dwellings was proposed, this to be distributed between 9 other identified settlements within the Borough. This number was ratified during December 2011 to account for the planned development of the Ridings Depot site. Since this time subsequent applications have been made including Gladman Developments for an additional 190 units at this site, a recent application has been lodged for 10 further units at the same site as proposed by Sherwood homes, 78 additional dwellings have already been granted permission at Mosses Farm, Whittingham Lane together with the development of 14 units on Inglewhite Road, these being amongst further granted & planned applications to build dwellings bordering Longridge.

I feel strongly that the Longridge adjustment figure requires due consideration in light of the above and, although further afield, (2 miles, with Longridge being the closest town to this site) the 650 units approved for construction at the Whittingham Park site should also form part of this consideration. It is obvious that the overall number of dwellings bordering our town shall be reliant upon the resources and infrastructure of Longridge and that to not make a further allowance for this within the dwelling allocation for our town would I consider be wholly negligent.

The impact upon the services and infrastructure by the scale of developments proposed by a number of the principle contractors within Longridge and upon its borders should be given due consideration to restricting these in both size and to the type of houses required to meet local requirements

I believe as a community we recognise that a degree of new housing is required but that RVBC needs to exercise a degree of empathy when considering the impact such large scale developments and allocated housing units would have upon our community. The development of the existing brown field sites (as advised within the NPPF as being preferable to the destruction of Greenfield and Greenbelt) in and around Longridge as starter homes / retirement / affordable housing would be of real benefit to those who really need to get on the housing ladder as well as improving the aesthetics of the town itself.

I ask that you and the planning committee make their decisions based on a considered and well thought through basis.

Yours faithfully

[REDACTED]
[REDACTED]

address incomplete
Copied 7.7.14

PRN - 8911

28th June 2014

Ribble Valley Borough Council
Examination Office
Church Walk
Clitheroe
Lancs.
BB7 2RA

[REDACTED]

For the attention of Mrs Michelle Haworth, Core Strategy Programme Officer

Dear Mrs Haworth,

In response to the recent modifications to the RVBC Core Strategy, which, fundamentally I am in agreement with, I wish to bring to your attention one point for consideration in the developments planned for Longridge.

At the point of finalising the overall number of dwellings proposed for Longridge an adjustment of 200 dwellings was proposed, this to be distributed between 9 other identified settlements within the Borough. This number was ratified during December 2011 to account for the planned development of the Ridings Depot site. Since this time subsequent applications have been made including Gladman Developments for an additional 190 units at this site, a recent application has been lodged for 10 further units at the same site as proposed by Sherwood homes, 78 additional dwellings have already been granted permission at Mosses Farm, Whittingham Lane together with the development of 14 units on Inglewhite Road, these being amongst further granted & planned applications to build dwellings bordering Longridge.

I feel strongly that the Longridge adjustment figure requires due consideration in light of the above and, although further afield, (2 miles, with Longridge being the closest town to this site) the 650 units approved for construction at the Whittingham Park site should also form part of this consideration. It is obvious that the overall number of dwellings bordering our town shall be reliant upon the resources and infrastructure of Longridge and that to not make a further allowance for this within the dwelling allocation for our town would I consider be wholly negligent.

The impact upon the services and infrastructure by the scale of developments proposed by a number of the principle contractors within Longridge and upon its borders should be given due consideration to restricting these in both size and to the type of houses required to meet local requirements

I believe as a community we recognise that a degree of new housing is required but that RVBC needs to exercise a degree of empathy when considering the impact such large scale developments and allocated housing units would have upon our community. The development of the existing brown field sites (as advised within the NPPF as being preferable to the destruction of Greenfield and Greenbelt) in and around Longridge as starter homes / retirement / affordable housing would be of real benefit to those who really need to get on the housing ladder as well as improving the aesthetics of the town itself.

I ask that you and the planning committee make their decisions based on a considered and well thought through basis.

Yours faithfully

[REDACTED]

[REDACTED]

copied & ack'd 7.7.14

PRN 94.

28th June 2014

Ribble Valley Borough Council
Examination Office
Church Walk
Clitheroe
Lancs.
BB7 2RA

[REDACTED]

For the attention of Mrs Michelle Haworth, Core Strategy Programme Officer

Dear Mrs Haworth,

In response to the recent modifications to the RVBC Core Strategy, which, fundamentally I am in agreement with, I wish to bring to your attention one point for consideration in the developments planned for Longridge.

At the point of finalising the overall number of dwellings proposed for Longridge an adjustment of 200 dwellings was proposed, this to be distributed between 9 other identified settlements within the Borough. This number was ratified during December 2011 to account for the planned development of the Ridings Depot site. Since this time subsequent applications have been made including Gladman Developments for an additional 190 units at this site, a recent application has been lodged for 10 further units at the same site as proposed by Sherwood homes, 78 additional dwellings have already been granted permission at Mosses Farm, Whittingham Lane together with the development of 14 units on Inglewhite Road, these being amongst further granted & planned applications to build dwellings bordering Longridge.

I feel strongly that the Longridge adjustment figure requires due consideration in light of the above and, although further afield, (2 miles, with Longridge being the closest town to this site) the 650 units approved for construction at the Whittingham Park site should also form part of this consideration. It is obvious that the overall number of dwellings bordering our town shall be reliant upon the resources and infrastructure of Longridge and that to not make a further allowance for this within the dwelling allocation for our town would I consider be wholly negligent.

The impact upon the services and infrastructure by the scale of developments proposed by a number of the principle contractors within Longridge and upon its borders should be given due consideration to restricting these in both size and to the type of houses required to meet local requirements

I believe as a community we recognise that a degree of new housing is required but that RVBC needs to exercise a degree of empathy when considering the impact such large scale developments and allocated housing units would have upon our community. The development of the existing brown field sites (as advised within the NPPF as being preferable to the destruction of Greenfield and Greenbelt) in and around Longridge as starter homes / retirement / affordable housing would be of real benefit to those who really need to get on the housing ladder as well as improving the aesthetics of the town itself.

I ask that you and the planning committee make their decisions based on a considered and well thought through basis.

Yours faithfully

[REDACTED]

[REDACTED]

copied & ack'd 7.7.14

PRN - 8912

28th June 2014

Ribble Valley Borough Council
Examination Office
Church Walk
Clitheroe
Lancs.
BB7 2RA

[REDACTED]

For the attention of Mrs Michelle Haworth, Core Strategy Programme Officer

Dear Mrs Haworth,

In response to the recent modifications to the RVBC Core Strategy, which, fundamentally I am in agreement with, I wish to bring to your attention one point for consideration in the developments planned for Longridge.

At the point of finalising the overall number of dwellings proposed for Longridge an adjustment of 200 dwellings was proposed, this to be distributed between 9 other identified settlements within the Borough. This number was ratified during December 2011 to account for the planned development of the Ridings Depot site. Since this time subsequent applications have been made including Gladman Developments for an additional 190 units at this site, a recent application has been lodged for 10 further units at the same site as proposed by Sherwood homes, 78 additional dwellings have already been granted permission at Mosses Farm, Whittingham Lane together with the development of 14 units on Inglewhite Road, these being amongst further granted & planned applications to build dwellings bordering Longridge.

I feel strongly that the Longridge adjustment figure requires due consideration in light of the above and, although further afield, (2 miles, with Longridge being the closest town to this site) the 650 units approved for construction at the Whittingham Park site should also form part of this consideration. It is obvious that the overall number of dwellings bordering our town shall be reliant upon the resources and infrastructure of Longridge and that to not make a further allowance for this within the dwelling allocation for our town would I consider be wholly negligent.

The impact upon the services and infrastructure by the scale of developments proposed by a number of the principle contractors within Longridge and upon its borders should be given due consideration to restricting these in both size and to the type of houses required to meet local requirements

I believe as a community we recognise that a degree of new housing is required but that RVBC needs to exercise a degree of empathy when considering the impact such large scale developments and allocated housing units would have upon our community. The development of the existing brown field sites (as advised within the NPPF as being preferable to the destruction of Greenfield and Greenbelt) in and around Longridge as starter homes / retirement / affordable housing would be of real benefit to those who really need to get on the housing ladder as well as improving the aesthetics of the town itself.

I ask that you and the planning committee make their decisions based on a considered and well thought through basis.

Yours faithfully

[REDACTED]

[REDACTED]

Copied & ack'd 7.7.14

PRV - 89/14

28th June 2014

Ribble Valley Borough Council
Examination Office
Church Walk
Clitheroe
Lancs.
BB7 2RA

[REDACTED]

For the attention of Mrs Michelle Haworth, Core Strategy Programme Officer

Dear Mrs Haworth,

In response to the recent modifications to the RVBC Core Strategy, which, fundamentally I am in agreement with, I wish to bring to your attention one point for consideration in the developments planned for Longridge.

At the point of finalising the overall number of dwellings proposed for Longridge an adjustment of 200 dwellings was proposed, this to be distributed between 9 other identified settlements within the Borough. This number was ratified during December 2011 to account for the planned development of the Ridings Depot site. Since this time subsequent applications have been made including Gladman Developments for an additional 190 units at this site, a recent application has been lodged for 10 further units at the same site as proposed by Sherwood homes, 78 additional dwellings have already been granted permission at Mosses Farm, Whittingham Lane together with the development of 14 units on Inglewhite Road, these being amongst further granted & planned applications to build dwellings bordering Longridge.

I feel strongly that the Longridge adjustment figure requires due consideration in light of the above and, although further afield, (2 miles, with Longridge being the closest town to this site) the 650 units approved for construction at the Whittingham Park site should also form part of this consideration. It is obvious that the overall number of dwellings bordering our town shall be reliant upon the resources and infrastructure of Longridge and that to not make a further allowance for this within the dwelling allocation for our town would I consider be wholly negligent.

The impact upon the services and infrastructure by the scale of developments proposed by a number of the principle contractors within Longridge and upon its borders should be given due consideration to restricting these in both size and to the type of houses required to meet local requirements.

I believe as a community we recognise that a degree of new housing is required but that RVBC needs to exercise a degree of empathy when considering the impact such large scale developments and allocated housing units would have upon our community. The development of the existing brown field sites (as advised within the NPPF as being preferable to the destruction of Greenfield and Greenbelt) in and around Longridge as starter homes / retirement / affordable housing would be of real benefit to those who really need to get on the housing ladder as well as improving the aesthetics of the town itself.

I ask that you and the planning committee make their decisions based on a considered and well thought through basis.

Yours faithfully

[REDACTED]

Copied & ack'd 7.7.14

PRV-8915

28th June 2014

Ribble Valley Borough Council
Examination Office
Church Walk
Clitheroe
Lancs.
BB7 2RA

[REDACTED]

For the attention of Mrs Michelle Haworth, Core Strategy Programme Officer

Dear Mrs Haworth,

In response to the recent modifications to the RVBC Core Strategy, which, fundamentally I am in agreement with, I wish to bring to your attention one point for consideration in the developments planned for Longridge.

At the point of finalising the overall number of dwellings proposed for Longridge an adjustment of 200 dwellings was proposed, this to be distributed between 9 other identified settlements within the Borough. This number was ratified during December 2011 to account for the planned development of the Ridings Depot site. Since this time subsequent applications have been made including Gladman Developments for an additional 190 units at this site, a recent application has been lodged for 10 further units at the same site as proposed by Sherwood homes, 78 additional dwellings have already been granted permission at Mosses Farm, Whittingham Lane together with the development of 14 units on Inglewhite Road, these being amongst further granted & planned applications to build dwellings bordering Longridge.

I feel strongly that the Longridge adjustment figure requires due consideration in light of the above and, although further afield, (2 miles, with Longridge being the closest town to this site) the 650 units approved for construction at the Whittingham Park site should also form part of this consideration. It is obvious that the overall number of dwellings bordering our town shall be reliant upon the resources and infrastructure of Longridge and that to not make a further allowance for this within the dwelling allocation for our town would I consider be wholly negligent.

The impact upon the services and infrastructure by the scale of developments proposed by a number of the principle contractors within Longridge and upon its borders should be given due consideration to restricting these in both size and to the type of houses required to meet local requirements

I believe as a community we recognise that a degree of new housing is required but that RVBC needs to exercise a degree of empathy when considering the impact such large scale developments and allocated housing units would have upon our community. The development of the existing brown field sites (as advised within the NPPF as being preferable to the destruction of Greenfield and Greenbelt) in and around Longridge as starter homes / retirement / affordable housing would be of real benefit to those who really need to get on the housing ladder as well as improving the aesthetics of the town itself.

I ask that you and the planning committee make their decisions based on a considered and well thought through basis.

Yours faithfully

[REDACTED]

[REDACTED]

copied & ack'd 7.7.14

PRN- 8913

28th June 2014

Ribble Valley Borough Council
Examination Office
Church Walk
Clitheroe
Lancs.
BB7 2RA

[REDACTED]

For the attention of Mrs Michelle Haworth, Core Strategy Programme Officer

Dear Mrs Haworth,

In response to the recent modifications to the RVBC Core Strategy, which, fundamentally I am in agreement with, I wish to bring to your attention one point for consideration in the developments planned for Longridge.

At the point of finalising the overall number of dwellings proposed for Longridge an adjustment of 200 dwellings was proposed, this to be distributed between 9 other identified settlements within the Borough. This number was ratified during December 2011 to account for the planned development of the Ridings Depot site. Since this time subsequent applications have been made including Gladman Developments for an additional 190 units at this site, a recent application has been lodged for 10 further units at the same site as proposed by Sherwood homes, 78 additional dwellings have already been granted permission at Mosses Farm, Whittingham Lane together with the development of 14 units on Inglewhite Road, these being amongst further granted & planned applications to build dwellings bordering Longridge.

I feel strongly that the Longridge adjustment figure requires due consideration in light of the above and, although further afield, (2 miles, with Longridge being the closest town to this site) the 650 units approved for construction at the Whittingham Park site should also form part of this consideration. It is obvious that the overall number of dwellings bordering our town shall be reliant upon the resources and infrastructure of Longridge and that to not make a further allowance for this within the dwelling allocation for our town would I consider be wholly negligent.

The impact upon the services and infrastructure by the scale of developments proposed by a number of the principle contractors within Longridge and upon its borders should be given due consideration to restricting these in both size and to the type of houses required to meet local requirements

I believe as a community we recognise that a degree of new housing is required but that RVBC needs to exercise a degree of empathy when considering the impact such large scale developments and allocated housing units would have upon our community. The development of the existing brown field sites (as advised within the NPPF as being preferable to the destruction of Greenfield and Greenbelt) in and around Longridge as starter homes / retirement / affordable housing would be of real benefit to those who really need to get on the housing ladder as well as improving the aesthetics of the town itself.

I ask that you and the planning committee make their decisions based on a considered and well thought through basis.

Yours faithfully

[REDACTED]

[REDACTED]

copied & ack'd 7.7.14

PRN - 8916

28th June 2014

Ribble Valley Borough Council
Examination Office
Church Walk
Clitheroe
Lancs.
BB7 2RA

[REDACTED]

For the attention of Mrs Michelle Haworth, Core Strategy Programme Officer

Dear Mrs Haworth,

In response to the recent modifications to the RVBC Core Strategy, which, fundamentally I am in agreement with, I wish to bring to your attention one point for consideration in the developments planned for Longridge.

At the point of finalising the overall number of dwellings proposed for Longridge an adjustment of 200 dwellings was proposed, this to be distributed between 9 other identified settlements within the Borough. This number was ratified during December 2011 to account for the planned development of the Ridings Depot site. Since this time subsequent applications have been made including Gladman Developments for an additional 190 units at this site, a recent application has been lodged for 10 further units at the same site as proposed by Sherwood homes, 78 additional dwellings have already been granted permission at Mosses Farm, Whittingham Lane together with the development of 14 units on Inglewhite Road, these being amongst further granted & planned applications to build dwellings bordering Longridge.

I feel strongly that the Longridge adjustment figure requires due consideration in light of the above and, although further afield, (2 miles, with Longridge being the closest town to this site) the 650 units approved for construction at the Whittingham Park site should also form part of this consideration. It is obvious that the overall number of dwellings bordering our town shall be reliant upon the resources and infrastructure of Longridge and that to not make a further allowance for this within the dwelling allocation for our town would I consider be wholly negligent.

The impact upon the services and infrastructure by the scale of developments proposed by a number of the principle contractors within Longridge and upon its borders should be given due consideration to restricting these in both size and to the type of houses required to meet local requirements

I believe as a community we recognise that a degree of new housing is required but that RVBC needs to exercise a degree of empathy when considering the impact such large scale developments and allocated housing units would have upon our community. The development of the existing brown field sites (as advised within the NPPF as being preferable to the destruction of Greenfield and Greenbelt) in and around Longridge as starter homes / retirement / affordable housing would be of real benefit to those who really need to get on the housing ladder as well as improving the aesthetics of the town itself.

I ask that you and the planning committee make their decisions based on a considered and well thought through basis.

Yours faithfully


[REDACTED]

Name & signature

copied + read 8/7/14

PRN 8921

28th June 2014



Ribble Valley Borough Council
Examination Office
Church Walk
Clitheroe
Lancs.
BB7 2RA

For the attention of Mrs Michelle Haworth, Core Strategy Programme Officer

Dear Mrs Haworth,

In response to the recent modifications to the RVBC Core Strategy, which, fundamentally I am in agreement with, I wish to bring to your attention one point for consideration in the developments planned for Longridge.

At the point of finalising the overall number of dwellings proposed for Longridge an adjustment of 200 dwellings was proposed, this to be distributed between 9 other identified settlements within the Borough. This number was ratified during December 2011 to account for the planned development of the Ridings Depot site. Since this time subsequent applications have been made including Gladman Developments for an additional 190 units at this site, a recent application has been lodged for 10 further units at the same site as proposed by Sherwood homes, 78 additional dwellings have already been granted permission at Mosses Farm, Whittingham Lane together with the development of 14 units on Inglewhite Road, these being amongst further granted & planned applications to build dwellings bordering Longridge.

I feel strongly that the Longridge adjustment figure requires due consideration in light of the above and, although further afield, (2 miles, with Longridge being the closest town to this site) the 650 units approved for construction at the Whittingham Park site should also form part of this consideration. It is obvious that the overall number of dwellings bordering our town shall be reliant upon the resources and infrastructure of Longridge and that to not make a further allowance for this within the dwelling allocation for our town would I consider be wholly negligent.

The impact upon the services and infrastructure by the scale of developments proposed by a number of the principle contractors within Longridge and upon its borders should be given due consideration to restricting these in both size and to the type of houses required to meet local requirements

I believe as a community we recognise that a degree of new housing is required but that RVBC needs to exercise a degree of empathy when considering the impact such large scale developments and allocated housing units would have upon our community. The development of the existing brown field sites (as advised within the NPPF as being preferable to the destruction of Greenfield and Greenbelt) in and around Longridge as starter homes / retirement / affordable housing would be of real benefit to those who really need to get on the housing ladder as well as improving the aesthetics of the town itself.

I ask that you and the planning committee make their decisions based on a considered and well thought through basis.

Yours faithfully



Copied / dated 8/7/14

DIRECTOR OF
RESOURCES

PRN 8922

28th June 2014

7 - JUL 2014

Ribble Valley Borough Council
Examination Office
Church Walk
Clitheroe
Lancs.
BB7 2RA

[REDACTED]

For the attention of Mrs Michelle Haworth, Core Strategy Programme Officer

Dear Mrs Haworth,

In response to the recent modifications to the RVBC Core Strategy, which, fundamentally I am in agreement with, I wish to bring to your attention one point for consideration in the developments planned for Longridge.

At the point of finalising the overall number of dwellings proposed for Longridge an adjustment of 200 dwellings was proposed, this to be distributed between 9 other identified settlements within the Borough. This number was ratified during December 2011 to account for the planned development of the Ridings Depot site. Since this time subsequent applications have been made including Gladman Developments for an additional 190 units at this site, a recent application has been lodged for 10 further units at the same site as proposed by Sherwood homes, 78 additional dwellings have already been granted permission at Mosses Farm, Whittingham Lane together with the development of 14 units on Inglewhite Road, these being amongst further granted & planned applications to build dwellings bordering Longridge.

I feel strongly that the Longridge adjustment figure requires due consideration in light of the above and, although further afield, (2 miles, with Longridge being the closest town to this site) the 650 units approved for construction at the Whittingham Park site should also form part of this consideration. It is obvious that the overall number of dwellings bordering our town shall be reliant upon the resources and infrastructure of Longridge and that to not make a further allowance for this within the dwelling allocation for our town would I consider be wholly negligent.

The impact upon the services and infrastructure by the scale of developments proposed by a number of the principle contractors within Longridge and upon its borders should be given due consideration to restricting these in both size and to the type of houses required to meet local requirements

I believe as a community we recognise that a degree of new housing is required but that RVBC needs to exercise a degree of empathy when considering the impact such large scale developments and allocated housing units would have upon our community. The development of the existing brown field sites (as advised within the NPPF as being preferable to the destruction of Greenfield and Greenbelt) in and around Longridge as starter homes / retirement / affordable housing would be of real benefit to those who really need to get on the housing ladder as well as improving the aesthetics of the town itself.

I ask that you and the planning committee make their decisions based on a considered and well thought through basis.

Yours faithfully

[REDACTED]



copy sent & dated 8/7/14

7 - JUL 2014

PN 8923

28th June 2014

[Redacted]

Ribble Valley Borough Council
Examination Office
Church Walk
Clitheroe
Lancs.
BB7 2RA

For the attention of Mrs Michelle Haworth, Core Strategy Programme Officer

Dear Mrs Haworth,

In response to the recent modifications to the RVBC Core Strategy, which, fundamentally I am in agreement with, I wish to bring to your attention one point for consideration in the developments planned for Longridge.

At the point of finalising the overall number of dwellings proposed for Longridge an adjustment of 200 dwellings was proposed, this to be distributed between 9 other identified settlements within the Borough. This number was ratified during December 2011 to account for the planned development of the Ridings Depot site. Since this time subsequent applications have been made including Gladman Developments for an additional 190 units at this site, a recent application has been lodged for 10 further units at the same site as proposed by Sherwood homes, 78 additional dwellings have already been granted permission at Mosses Farm, Whittingham Lane together with the development of 14 units on Inglewhite Road, these being amongst further granted & planned applications to build dwellings bordering Longridge.

I feel strongly that the Longridge adjustment figure requires due consideration in light of the above and, although further afield, (2 miles, with Longridge being the closest town to this site) the 650 units approved for construction at the Whittingham Park site should also form part of this consideration. It is obvious that the overall number of dwellings bordering our town shall be reliant upon the resources and infrastructure of Longridge and that to not make a further allowance for this within the dwelling allocation for our town would I consider be wholly negligent.

The impact upon the services and infrastructure by the scale of developments proposed by a number of the principle contractors within Longridge and upon its borders should be given due consideration to restricting these in both size and to the type of houses required to meet local requirements

I believe as a community we recognise that a degree of new housing is required but that RVBC needs to exercise a degree of empathy when considering the impact such large scale developments and allocated housing units would have upon our community. The development of the existing brown field sites (as advised within the NPPF as being preferable to the destruction of Greenfield and Greenbelt) in and around Longridge as starter homes / retirement / affordable housing would be of real benefit to those who really need to get on the housing ladder as well as improving the aesthetics of the town itself.

I ask that you and the planning committee make their decisions based on a considered and well thought through basis.

Yours faithfully


[Redacted signature]

copyed: asked 8/7/14

PRN 8924

28th June 2014

[REDACTED]



Ribble Valley Borough Council
Examination Office
Church Walk
Clitheroe
Lancs.
BB7 2RA

For the attention of Mrs Michelle Haworth, Core Strategy Programme Officer

Dear Mrs Haworth,

In response to the recent modifications to the RVBC Core Strategy, which, fundamentally I am in agreement with, I wish to bring to your attention one point for consideration in the developments planned for Longridge.

At the point of finalising the overall number of dwellings proposed for Longridge an adjustment of 200 dwellings was proposed, this to be distributed between 9 other identified settlements within the Borough. This number was ratified during December 2011 to account for the planned development of the Ridings Depot site. Since this time subsequent applications have been made including Gladman Developments for an additional 190 units at this site, a recent application has been lodged for 10 further units at the same site as proposed by Sherwood homes, 78 additional dwellings have already been granted permission at Mosses Farm, Whittingham Lane together with the development of 14 units on Inglewhite Road, these being amongst further granted & planned applications to build dwellings bordering Longridge.

I feel strongly that the Longridge adjustment figure requires due consideration in light of the above and, although further afield, (2 miles, with Longridge being the closest town to this site) the 650 units approved for construction at the Whittingham Park site should also form part of this consideration. It is obvious that the overall number of dwellings bordering our town shall be reliant upon the resources and infrastructure of Longridge and that to not make a further allowance for this within the dwelling allocation for our town would I consider be wholly negligent.

The impact upon the services and infrastructure by the scale of developments proposed by a number of the principle contractors within Longridge and upon its borders should be given due consideration to restricting these in both size and to the type of houses required to meet local requirements

I believe as a community we recognise that a degree of new housing is required but that RVBC needs to exercise a degree of empathy when considering the impact such large scale developments and allocated housing units would have upon our community. The development of the existing brown field sites (as advised within the NPPF as being preferable to the destruction of Greenfield and Greenbelt) in and around Longridge as starter homes / retirement / affordable housing would be of real benefit to those who really need to get on the housing ladder as well as improving the aesthetics of the town itself.

I ask that you and the planning committee make their decisions based on a considered and well thought through basis.

Yours faithfully

[REDACTED]

i

[REDACTED]

speed + addid 8/7/14
on written deadline

PRN 8929

28th June 2014

Ribble Valley Borough Council
Examination Office
Church Walk
Clitheroe
Lancs.
BB7 2RA

no addit
address

For the attention of Mrs Michelle Haworth, Core Strategy Programme Officer

Dear Mrs Haworth,

In response to the recent modifications to the RVBC Core Strategy, which, fundamentally I am in agreement with, I wish to bring to your attention one point for consideration in the developments planned for Longridge.

At the point of finalising the overall number of dwellings proposed for Longridge an adjustment of 200 dwellings was proposed, this to be distributed between 9 other identified settlements within the Borough. This number was ratified during December 2011 to account for the planned development of the Ridings Depot site. Since this time subsequent applications have been made including Gladman Developments for an additional 190 units at this site, a recent application has been lodged for 10 further units at the same site as proposed by Sherwood homes, 78 additional dwellings have already been granted permission at Mosses Farm, Whittingham Lane together with the development of 14 units on Inglewhite Road, these being amongst further granted & planned applications to build dwellings bordering Longridge.

I feel strongly that the Longridge adjustment figure requires due consideration in light of the above and, although further afield, (2 miles, with Longridge being the closest town to this site) the 650 units approved for construction at the Whittingham Park site should also form part of this consideration. It is obvious that the overall number of dwellings bordering our town shall be reliant upon the resources and infrastructure of Longridge and that to not make a further allowance for this within the dwelling allocation for our town would I consider be wholly negligent.

The impact upon the services and infrastructure by the scale of developments proposed by a number of the principle contractors within Longridge and upon its borders should be given due consideration to restricting these in both size and to the type of houses required to meet local requirements

I believe as a community we recognise that a degree of new housing is required but that RVBC needs to exercise a degree of empathy when considering the impact such large scale developments and allocated housing units would have upon our community. The development of the existing brown field sites (as advised within the NPPF as being preferable to the destruction of Greenfield and Greenbelt) in and around Longridge as starter homes / retirement / affordable housing would be of real benefit to those who really need to get on the housing ladder as well as improving the aesthetics of the town itself.

I ask that you and the planning committee make their decisions based on a considered and well thought through basis.




copy sent + dated 8/7/14

28th June 2014

[REDACTED]

[REDACTED]



PRN 8926

Ribble Valley Borough Council
Examination Office
Church Walk
Clitheroe
Lancs.
BB7 2RA

For the attention of Mrs Michelle Haworth, Core Strategy Programme Officer

Dear Mrs Haworth,

In response to the recent modifications to the RVBC Core Strategy, which, fundamentally I am in agreement with, I wish to bring to your attention one point for consideration in the developments planned for Longridge.

At the point of finalising the overall number of dwellings proposed for Longridge an adjustment of 200 dwellings was proposed, this to be distributed between 9 other identified settlements within the Borough. This number was ratified during December 2011 to account for the planned development of the Ridings Depot site. Since this time subsequent applications have been made including Gladman Developments for an additional 190 units at this site, a recent application has been lodged for 10 further units at the same site as proposed by Sherwood homes, 78 additional dwellings have already been granted permission at Mosses Farm, Whittingham Lane together with the development of 14 units on Inglewhite Road, these being amongst further granted & planned applications to build dwellings bordering Longridge.

I feel strongly that the Longridge adjustment figure requires due consideration in light of the above and, although further afield, (2 miles, with Longridge being the closest town to this site) the 650 units approved for construction at the Whittingham Park site should also form part of this consideration. It is obvious that the overall number of dwellings bordering our town shall be reliant upon the resources and infrastructure of Longridge and that to not make a further allowance for this within the dwelling allocation for our town would I consider be wholly negligent.

The impact upon the services and infrastructure by the scale of developments proposed by a number of the principle contractors within Longridge and upon its borders should be given due consideration to restricting these in both size and to the type of houses required to meet local requirements

I believe as a community we recognise that a degree of new housing is required but that RVBC needs to exercise a degree of empathy when considering the impact such large scale developments and allocated housing units would have upon our community. The development of the existing brown field sites (as advised within the NPPF as being preferable to the destruction of Greenfield and Greenbelt) in and around Longridge as starter homes / retirement / affordable housing would be of real benefit to those who really need to get on the housing ladder as well as improving the aesthetics of the town itself.

I ask that you and the planning committee make their decisions based on a considered and well thought through basis.

Yours faithfully

[REDACTED]

[REDACTED]

exped + dated 8/7/14

PLANNING
RES

PRN 8925

28th June 2014

JUL 2014

Ribble Valley Borough Council
Examination Office
Church Walk
Clitheroe
Lancs.
BB7 2RA

For the attention of Mrs Michelle Haworth, Core Strategy Programme Officer

Dear Mrs Haworth,

In response to the recent modifications to the RVBC Core Strategy, which, fundamentally I am in agreement with, I wish to bring to your attention one point for consideration in the developments planned for Longridge.

At the point of finalising the overall number of dwellings proposed for Longridge an adjustment of 200 dwellings was proposed, this to be distributed between 9 other identified settlements within the Borough. This number was ratified during December 2011 to account for the planned development of the Ridings Depot site. Since this time subsequent applications have been made including Gladman Developments for an additional 190 units at this site, a recent application has been lodged for 10 further units at the same site as proposed by Sherwood homes, 78 additional dwellings have already been granted permission at Mosses Farm, Whittingham Lane together with the development of 14 units on Inglewhite Road, these being amongst further granted & planned applications to build dwellings bordering Longridge.

I feel strongly that the Longridge adjustment figure requires due consideration in light of the above and, although further afield, (2 miles, with Longridge being the closest town to this site) the 650 units approved for construction at the Whittingham Park site should also form part of this consideration. It is obvious that the overall number of dwellings bordering our town shall be reliant upon the resources and infrastructure of Longridge and that to not make a further allowance for this within the dwelling allocation for our town would I consider be wholly negligent.

The impact upon the services and infrastructure by the scale of developments proposed by a number of the principle contractors within Longridge and upon its borders should be given due consideration to restricting these in both size and to the type of houses required to meet local requirements

I believe as a community we recognise that a degree of new housing is required but that RVBC needs to exercise a degree of empathy when considering the impact such large scale developments and allocated housing units would have upon our community. The development of the existing brown field sites (as advised within the NPPF as being preferable to the destruction of Greenfield and Greenbelt) in and around Longridge as starter homes / retirement / affordable housing would be of real benefit to those who really need to get on the housing ladder as well as improving the aesthetics of the town itself.

I ask that you and the planning committee make their decisions based on a considered and well thought through basis.

Yours faithfully

N

SIT/04
copied + added on written
7/7/14 deadline

Philip Dagnall

From: Michelle Haworth on behalf of Programme Officer
Sent: 08 July 2014 09:41
To: Philip Dagnall; Diane Neville; Joanne Macholc
Subject: FW: Core Strategy - Longridge

PRN 8927

...and another

Michelle Haworth
Principal Policy and Performance Officer Ribble Valley Borough Council Church Walk
Clitheroe Lancashire
BB7 2RA

Tel: 01200 414421
Fax: 01200 414488
Email: michelle.haworth@ribblevalley.gov.uk

Want to get involved in local decision-making?
Have a look at our new Feedback website.

-----Original Message-----

From: [REDACTED]
Sent: 07 July 2014 14:28
To: Programme Officer
Subject: Core Strategy - Longridge

To whom it may concern

I am writing to you regarding the Core Strategy for Longridge. I am very disappointed with it as we seem to be under siege at every turn from developers ... I think that it either needs adhering to from when Rowland Homes started their development at Dilworth or the number of houses needs reducing.

We are a small town with limited infrastructure, Victorian sewage systems, a finite number of school places and areas such a Derby Road already suffering from flooding in extreme downpours.

I commute to work and am often queuing to get out of Grimsargh already.

It does not seem fair that we are cherry picked by both developers for Ribble Valley and Preston Borough.

I think this over development of a beautiful town with spoil it, in addition it will destroy habitats to many species of flora and fauna. ... and in the process increase surface run off onto the roads and thus cause dangerous conditions.

I am not completely against development but it needs to be what the community requires and the number STRICTLY controlled.

Yours faithfully

[REDACTED]

[REDACTED]

PRN. 8917

act'd by email 7/7/14
+ copied

Joanne Macholc

From:
Sent:
To:
Subject:

[REDACTED]

Dear Mrs Haworth

I am mailing with a representation about the modifications to the core strategy.

I agree to the core strategy as proposed, as it allows for providing new housing within sensible limits and will allow communities to grow sensibly and to retain their identities.

I would ask, however, that the Longridge adjustment figure take into account applications and permissions since December 2011 (when the adjustment was ratified). Gladman Developments have now been granted permission for 190 units at the Ridings Depot site and there have been 78 granted at Mosses Farm, Whittingham Lane and 14 on Inglewhite Road. Sherwood Homes have also proposed 10 more at the Ridings Depot site. All these developments will use Longridge, rather than Preston, for facilities, services and shopping, as well as adding to traffic through the town. The Whittingham Park development of 650, whilst 2 miles away from Longridge and outside the borough, will also, no doubt, draw on Longridge as the nearest town. There is a limit to what Longridge can accommodate/provide for in a small timeframe.

We have seen recent proposals for large-scale developments by house builders in or on the borders of Longridge. I would urge that the scale of these be restricted and housing types tailored to meet local needs. In addition, the development of existing brown field sites, rather than green field or green belt, is preferable (as indicated in the National Planning Policy Framework). This could provide usual accommodation as starter homes, affordable housing or retirement homes.

Yours sincerely

[REDACTED]
[REDACTED]
[REDACTED]
[REDACTED]
[REDACTED]

and + copies 4/7/14

Philip Dagnall

PRN 7853

From: Michelle Haworth on behalf of Programme Officer
Sent: 03 July 2014 12:23
To: Philip Dagnall; Diane Neville
Subject: FW: Core Strategy Consultation
FYI

Michelle Haworth
Programme Officer

Tel: 07896064236
Fax: 01200 414488
Email: programme.officer@ribblevalley.gov.uk

[Redacted]

I wish to comment as follows on the revised version of the Core Strategy.

In the original version a reduction of 200 houses was agreed against the Longridge target of 833 additional houses to reflect planning approvals by Preston CC on the Longridge border. Since then Preston CC have approved a further 200 houses so, logically, Longridge's target figure should be reduced by a corresponding amount.

In MM34 Page 78 Longridge is excluded from the review of highways infrastructure and should be included as the impact of developments both in Preston and Longridge itself will have a significant impact on roads in and around Longridge.

Thank you

[Redacted signature]

exped +
adid 7/7/24

PN. 8850

[REDACTED]

Dear, Mrs Haworth

In response to the consultation on the RBVC core strategy , which I support .

I accept there is a need for more housing in line with national requirements ,your proposed development levels for the next 14 years seem reasonable , I am however concerned that anything greater would have a detrimental effect on the community and infrastructure.

In particular assurances about water management issues we have in Longridge do not seem to be effective , there are several places on Lower lane and Dilworth lane susceptible to excessive standing water which the Highways agency should be aware of, only last month I witnessed water from the Rowland development at Cromwell fields on one half of the carriageway flowing over the crown of the road to occupy the other, is the developer going to remedy this ?

There seem to be many proposals for consideration, far exceeding the core Strategy requirements , all trying to be first past the post before the strategy is approved .

As you know several sites are already under development, I have heard there are proposals just outside the boundary off Whittingham lane, if approved I would expect the residents to look to Longridge for schools, doctors , police etc


Therefore I urge you and the planning Committee when implementing the plan to include these as part of Longridge's quota , to be advised by our locally elected representatives to consider which of these best suites the needs of Longridge as a whole .

[REDACTED]

[REDACTED]

used dated 7/7/14

PRN 7099



To: Forward Planning Team
Planning Department
Ribble Valley Borough Council
Council Offices
Church Walk
Clitheroe
Lancashire
BB7 2RA

Date: 2 July 2014

Re: Proposed modifications to submitted Core Strategy

We write to confirm our acceptance of the proposed main modifications to the RVBC Core Strategy with the following exceptions.

Attention should now be given to the increased number of planning applications which have been granted by Preston City Council for houses directly bordering Longridge.

Since the earlier adjustment of 200 dwellings was included in the Core Strategy, reducing the Longridge settlement number to 633 homes, a further 282 units have now been granted by Preston City Council in the same area. We feel strongly that the 'Preston adjustment' should now be extended to cover the additional 282 units which would reduce the Longridge settlement from 633 units to 351.

Consideration should also be given to the 650 units approved at Whittingham, which along with the above 482 units within the Preston boundary of Longridge, would rely on the services, resources and infrastructure of the town. This should be allowed for in the dwelling allocation of Longridge.

The allocation should now be restricted to the size and type of housing required to meet local needs with smaller developments of starter and retirement homes and affordable housing as indicated by the housing survey. The large scale developments of four and five bedroom homes proposed within Longridge by national developers along with those already granted within Preston and Whittingham show no regard for the needs of residents or the impact they would have on the limited resources, services and infrastructure of the small town of Longridge.

Yours faithfully,



Mr 

adid

1/7/14 + copied 7872

~~_____~~
~~_____~~
30th June 2014

Dear Mrs Haworth

RVBC Core Strategy

My main concern relates to Longridge which you can gather from my address. The Ribble Valley is acknowledged as an area of Natural Beauty, similar to the Lake District I would suggest, and this has been proved and agreed by numerous censuses etc. There is no doubt it is a good place to live and I can understand people wanting to live here but if, as is suggested green fields rather than brown field sites are used, this helps to destroy the very reason that it has such an attraction.

The Prime Minister said that we should agree the Core Strategy and everything that follows will be according to that. We have tried once and for some reason, **against the wishes of the residents**, it was rejected by an Inspector who I understand said it did not comply with the Government's policy. We recognize that as a community we require a degree of new housing, as we did in the previous submission, thus the RVBC should convince the Inspector that what we need are starter homes (for our children), homes for our elderly (releasing larger houses) and affordable homes for local people. There are plenty of houses for sale at this moment. But before any development there has to be considerable investment in the infrastructure as, whatever United Utilities, RVBC and Lancashire County Council say, all services are under considerable pressure. Parents in the Community unable to get their school of choice as a right, Sewage has on occasion spilled out of the sewers, Doctors have difficulty in seeing patients easily and the roads to Preston via Grimsagh or Broughton are impossible at peak times.

I reluctantly agree to the Core Strategy which is to be submitted but would ask that more emphasis is placed on the effect that the development to take place in Whittingham (Preston Rural) on an acceptable brown field site which would affect the services provided by Longridge and, at least, allowance is made for this. This will still impact on the state of all the services as stated above.

I wish you and the planning committee well in what is obviously a difficult time
Your Sincerely

~~_____~~
~~_____~~
Attention of Mrs M Haworth
Core Strategy Programme Officer
Ribble Valley Borough Council
Church Walk
CLITHEROE
BB7 2RA

add

1/7/14 + copied

8335

~~_____~~

~~_____~~

30th June 2014

Dear Mrs Haworth

RVBC Core Strategy

My main concern relates to Longridge which you can gather from my address. The Ribble Valley is acknowledged as an area of Natural Beauty, similar to the Lake District I would suggest, and this has been proved and agreed by numerous censuses etc. There is no doubt it is a good place to live and I can understand people wanting to live here but if, as is suggested green fields rather than brown field sites are used, this helps to destroy the very reason that it has such an attraction.

The Prime Minister said that we should agree the Core Strategy and everything that follows will be according to that. We have tried once and for some reason, **against the wishes of the residents**, it was rejected by an Inspector who I understand said it did not comply with the Government's policy. We recognize that as a community we require a degree of new housing, as we did in the previous submission, thus the RVBC should convince the Inspector that what we need are starter homes (for our children), homes for our elderly (releasing larger houses) and affordable homes for local people. There are plenty of houses for sale at this moment. But before any development there has to be considerable investment in the infrastructure as, whatever United Utilities, RVBC and Lancashire County Council say, all services are under considerable pressure. Parents in the Community unable to get their school of choice as a right, Sewage has on occasion spilled out of the sewers, Doctors have difficulty in seeing patients easily and the roads to Preston via Grimsagh or Broughton are impossible at peak times.


I reluctantly agree to the Core Strategy which is to be submitted but would ask that more emphasis is placed on the effect that the development to take place in Whittingham (Preston Rural) on an acceptable brown field site which would affect the services provided by Longridge and, at least, allowance is made for this. This will still impact on the state of all the services as stated above.

I wish you and the planning committee well in what is obviously a difficult time

Your Sincerely

~~_____~~
~~_____~~
Attention of Mrs M Haworth
Core Strategy Programme Officer
Ribble Valley Borough Council
Church Walk
CLITHEROE
BB7 2RA

copied + added 2/7/14. PRN 8754



30/6/14

*Ribble Valley Borough Council,
Examination Office,
Church Walk,
Clitheroe,
Lancs,
BB7 2RA*

For the attention of Mrs Haworth, Core Strategy Programme Officer

Dear Mrs Haworth,

I am writing to you as a very concerned resident about the developments planned for Longridge.

The number of dwellings to be built were confirmed as 200 in December 2011. More and more applications have been made since this time amounting to 292 units and two miles further afield 650 units.

I am extremely worried that the resources and infrastructure of Longridge will not be able to cope with this increase.

I do recognise that some new housing is required but I think the size and type of houses to be built should meet local requirements; two/three bedroom properties, bungalows not 4/5 bedroom houses.

I feel strongly opposed to the development on Greenfield and Greenbelt land. The development of brown field sites is much preferable to the destruction of our beautiful fields and open countryside. Once the green fields have gone they are gone forever. This is one reason why Longridge people came to live here.

I do hope that you and the planning committee make your decisions carefully and consider the points that have been made.

Yours faithfully,

[Redacted signature]



Copied + dated 20/6/14. PN 8612

see attached letters

Forward Planning Team

RVBC.

2014

19 JUNE 2014

Sirs,

I am objecting to the large builders who are planning to build houses on green fields all round the town of Longridge. One site is already built on "Romans Crossing" and the others are jockeying to be next. They have scaled down somewhat on numbers of houses but still hold on to the larger sites on plans. to be fought over in later years once they have a foothold.

The Core Strategy and Town Plan show there is no need for any of these houses, knowing what mixed housing is wanted has already been identified for up to the year 2028

Flooding has been a problem with Thornfield Road and Redwood Drive, which has been partly improved by an underground United Utilities floodwater storage tank a while ago. We have five reservoirs to prove the amount of over all rainfall. What will be needed with more lower housing built nearby.?

Yours sincerely



ack'd u/6/14
+ copied

+ scanned

Philip Dagnall

From: ~~XXXXXXXXXXXX~~

Sent: 03 June 2014 11:14

To: Post Hearings

Subject: housing developments in Longridge

We ~~XXXXXXXXXXXX~~

Agree in principle to the Core Strategy but to ask for due consideration to be given to the adjustment for Longridge based on the increased pressure on **Longridge facilities** (schools, highways, drainage, sewers etc etc) as a result of **Preston CC** passing the 220 units off Whittingham Road at the former Ridings Depot and the subsequent application for a further 190 houses adjacent to this site by Gladman. There are also 78 on Moss farm (carefoots chicken farm) and the nursing home opposite ridings and the 14 at DJ Ryans also passed by Preston CC- all of these will have an accumulated effect.

~~XXXXXXXXXXXX~~

~~XXXXXXXXXXXX~~

Philip Dagnall

From: [REDACTED]
Sent: 29 May 2014 14:05
To: Post Hearings
Subject: CORE STRATEGY MODIFICATIONS

Dear Sirs,

Further to the submission of your recent modifications to the Core Strategy, I write to confirm my agreement in principle but would like to stress my concern with regards to the adjustment made for the number of houses that are to be built within the Halfpenny Lane area.

Whilst this new development is officially in Preston Borough the residents will undoubtedly utilise the infrastructure, shopping, education and Medical Services of Longridge.

The adjustment made for the original 220 houses proposed for Halfpenny Lane was around 200 and I believe this should now set a precedent for adjustments for any future permissions awarded.

ie - There have been applications for a further 190 houses to be built in this area and 78 already awarded planning permission at the Chicken Farm on Whittingham Lane and 14 adjacent and opposite the football fields on Inglewhite Road.

Consequently I believe that, these too, should be included in the adjustment to be made within the Core Strategy and the residual number of houses for Longridge adjusted accordingly.

I am very much against the large scale development's proposed by Barrett's and Taylor Wimpey which will have a major impact on our Community and it's infrastructure and believe that these residual amounts should be spread over a number of small sites to reduce the overall impact to the area.

The RVBC Housing Survey carried out in 2012 made very interesting reading and did not support the volume and type of housing that the Developers want to give us. If they have their way we will be living on a building site for the next 10 years and will be left with hundreds of houses that are not selling and infrastructure that cannot cope

The planning framework produced by Central Governments dictates that we require a certain amount of housing between now and 2028.

The Developers are trying to dictate that we need lots more 4 & 5 bedroomed houses, which we do not and they are also premature in the time frame within which these houses need to be built. We cannot allow Developers to dictate what we need. They do not live here and have no regard for the aftermath.

Kind Regards, [REDACTED]

ack'd by email 3/6/14
copied 3/6/14

Joanne Macholc

From: [REDACTED]
Sent: 30 May 2014 12:02
To: Post Hearings
Subject: RVBC Core Strategy

Follow Up Flag: Follow up
Flag Status: Flagged

Dear Sir,

In response to your recent modifications to the RVBC Core Strategy – whilst fundamentally I am in agreement with this, there are a number of issues which I wish to raise:

The scale of the developments proposed by both Barratt and Taylor Wimpey would have a serious impact on the services and infrastructure of Longridge and as such due consideration should be given to restricting these in size and the type of houses which are actually required.

The original Longridge adjustment of 200 which took into account the development to the west of Longridge at the site of the Ridings Depot in the Preston Borough should now be reviewed to reflect the subsequent application made by Gladman Developments for a further 190 units at this site, the 78 already granted permission at another location on Whittingham Lane and a further smaller development of 14 units on Inglewhite Road. Common sense would suggest that the occupants of all these properties will be utilising the resources of Longridge town – despite them being granted permission by a neighbouring authority and that not making a further allowance for these in the adjustment figure would be an error of judgement.

I believe as a community we recognise that a degree of new housing is required but that RVBC needs to exercise a degree of empathy when considering the impact that developments of this size and nature will have on our community. The development of the existing smaller brown field sites in and around Longridge for starter homes / retirement / affordable housing be of benefit to those who really need to get on the housing ladder as well as improving the aesthetics of the town itself. The scale of the proposals will be incredibly disruptive to day to day life for many of us with the noise levels, dirt and increased traffic and the prospect of living on a building site for what could be a further 7 years doesn't bear thinking about.

I urge you to ask the planning committee to make their decisions based on a considered and well thought through basis.

Yours faithfully

[REDACTED]
Financial Director

m: 07843 375815 | t: 0845 519 8815 | f: 0845 519 8816
[REDACTED] | www.live-magazines.co.uk
[REDACTED]

open
ack'd by email } 3/6/14

Joanne Macholc

From: [REDACTED]
Sent: 31 May 2014 15:02
To: Post Hearings
Subject: Longridge Core Strategy

Follow Up Flag: Follow up
Flag Status: Flagged

I am writing to voice my concerns about the building development currently being applied for in Longridge. I fully understand the government initiative to create more housing and accept that nowhere should be exempt, particularly when Longridge is such a lovely place, but I would urge you in the strongest terms to keep to the Core Strategy and only allow 630 houses to be built. This 630 should include all of the houses already being built on all of the sites. The developments approved by Preston Council need taking in to account too.

As a Longridge resident it is already clear to see that 630 houses would be over stretching the local facilities such as schools, health services and the traffic infrastructure. It is also true that the soul of the town would change to the detriment of all new and old residents. 1700 houses would be impossible!

Please listen to the views of the town and help us to make this enforced development sensible and positive for everyone.

Yours faithfully

[REDACTED]
Lower Lane Resident.

Sent from my iPad

and 6/6/14
+ copy

REF
C
JUN 2014

[REDACTED]
[REDACTED]
[REDACTED]
[REDACTED]
[REDACTED]

3rd June 2014

Dear Sirs,

Re: Core Strategy 2008 – 2028; A Local Plan for Ribble Valley Publication of proposed Main Modifications so Submitted Core Strategy

In response to your recent modifications to the RVBC Core Strategy – whilst fundamentally I am in agreement with this, there are a number of issues which I wish to raise:

The scale of the developments proposed by both Barratt and Taylor Wimpey would have a serious impact on the services and infrastructure of Longridge and as such due consideration should be given to restricting these in size and the type of houses which are actually required.

The original Longridge adjustment of 200 which took into account the development to the west of Longridge at the site of the Ridings Depot in the Preston Borough should now be reviewed to reflect the subsequent application made by Gladman Developments for a further 190 units at this site, the 78 already granted permission at another location on Whittingham Lane and a further smaller development of 14 units on Inglewhite Road. Common sense would suggest that the occupants of all these properties will be utilising the resources of Longridge town – despite them being granted permission by a neighbouring authority and that not making a further allowance for these in the adjustment figure would be an error of judgement.

I urge you to ask the planning committee to make their decisions based on a considered and well thought through basis.

Yours sincerely

[REDACTED]

[REDACTED]

1. 2000-2001
2. 2001-2002
3. 2002-2003
4. 2003-2004
5. 2004-2005

2000-2001

2001-2002

ack'd 6/6/14

[Redacted]

6 JUN 2014

3rd June 2014

Dear Sirs,

Re: Core Strategy 2008 – 2028; A Local Plan for Ribble Valley Publication of proposed Main Modifications so Submitted Core Strategy

In response to your recent modifications to the RVBC Core Strategy – whilst fundamentally I am in agreement with this, there are a number of issues which I wish to raise:

The scale of the developments proposed by both Barratt and Taylor Wimpey would have a serious impact on the services and infrastructure of Longridge and as such due consideration should be given to restricting these in size and the type of houses which are actually required.

The original Longridge adjustment of 200 which took into account the development to the west of Longridge at the site of the Ridings Depot in the Preston Borough should now be reviewed to reflect the subsequent application made by Gladman Developments for a further 190 units at this site, the 78 already granted permission at another location on Whittingham Lane and a further smaller development of 14 units on Inglewhite Road. Common sense would suggest that the occupants of all these properties will be utilising the resources of Longridge town – despite them being granted permission by a neighbouring authority and that not making a further allowance for these in the adjustment figure would be an error of judgement.

I urge you to ask the planning committee to make their decisions based on a considered and well thought through basis.

Yours sincerely

[Redacted signature]

[Redacted]

[Redacted]

[Redacted]

[Redacted]

[Redacted]

[Redacted]

[Redacted]

[Redacted]

[Redacted]

[Redacted]

adid 6/6/14
+ signed

6 JUN

[Redacted]

3rd June 2014

Dear Sirs,

Re: Core Strategy 2008 – 2028; A Local Plan for Ribble Valley Publication of proposed Main Modifications so Submitted Core Strategy

In response to your recent modifications to the RVBC Core Strategy – whilst fundamentally I am in agreement with this, there are a number of issues which I wish to raise:

The scale of the developments proposed by both Barratt and Taylor Wimpey would have a serious impact on the services and infrastructure of Longridge and as such due consideration should be given to restricting these in size and the type of houses which are actually required.

The original Longridge adjustment of 200 which took into account the development to the west of Longridge at the site of the Ridings Depot in the Preston Borough should now be reviewed to reflect the subsequent application made by Gladman Developments for a further 190 units at this site, the 78 already granted permission at another location on Whittingham Lane and a further smaller development of 14 units on Inglewhite Road. Common sense would suggest that the occupants of all these properties will be utilising the resources of Longridge town – despite them being granted permission by a neighbouring authority and that not making a further allowance for these in the adjustment figure would be an error of judgement.

I urge you to ask the planning committee to make their decisions based on a considered and well thought through basis.

Yours sincerely

[Redacted signature]

[Redacted]

[Redacted]

[Redacted]

[Redacted]

[Redacted]

[Redacted]

[Redacted]

[Redacted]

adid 6/6/14.
+ comment

Philip Dagnall

From: [REDACTED]

Sent: 05 June 2014 20:40

To: Post Hearings

Subject: RVBC Core Strategy

I am writing in response to the recent modifications to the RVBC Core Strategy.

Whilst I am fully aware of the need for housing development throughout our area, I am concerned about the size of the developments being proposed - currently by Taylor Wimpey and Barratt, and would urge that you restrict the size of these developments, due to the impact developments of this size will have, both on the fabric and character of the town, but also on the services, namely schools, Doctors surgery's and roads.

I believe planning has already been granted on various sites across Longridge, for approx. 282 houses, and would strongly urge RVBC to take these into account and deduct these from the agreed allocation in the core strategy, of 633 properties, over the next 14 years.

These other 2 huge developments will have a very detrimental effect on the community.

I would also urge that you take into account the need for mixed housing, and ensure that developments include starter homes, retirement homes and affordable housing, on existing brown field sites in and around the town.

Thank you for your consideration,

[REDACTED]

[REDACTED]

[REDACTED]

Joanne Macholc

From: [REDACTED]
Sent: 03 June 2014 09:42
To: Post Hearings
Subject: Core Strategy modifications

Dear Sir,

In response to your recent modifications to the RVBC Core Strategy – whilst fundamentally I am in agreement with this, there are a number of issues which I wish to raise:

The scale of the developments proposed by both Barratt and Taylor Wimpey would have a serious impact on the services and infrastructure of Longridge and as such due consideration should be given to restricting these in size and the type of houses which are actually required.

The original Longridge adjustment of 200 which took into account the development to the west of Longridge at the site of the Ridings Depot in the Preston Borough should now be reviewed to reflect the subsequent application made by Gladman Developments for a further 190 units at this site, the 78 already granted permission at another location on Whittingham Lane and a further smaller development of 14 units on Inglewhite Road. This adjustment also makes no provision for either The Taylor Wimpey development at Whittingham passed for 650 plus a further possible 400 at Grimbaldeston Farm. Common sense would suggest that the occupants of all these properties will be utilising the resources of Longridge town – even if granted by a neighbouring authority and that not making a further allowance for these in the adjustment figure would be totally unfair.

I believe as a community we recognise that a degree of new housing is required but that RVBC needs to exercise a degree of empathy when considering the impact that developments of this size and nature will have on our community. The development of the existing smaller brown field sites in and around Longridge for starter homes / retirement / affordable housing be of benefit to those who really need to get on the housing ladder as well as improving the aesthetics of the town itself. The scale of the proposals are totally out of context for the size of the town and it's current facilities.

Yours faithfully

[REDACTED]

ack'd & copied 3/6/14

Joanne Macholc

From: [REDACTED]
Sent: 02 June 2014 21:15
To: Post Hearings
Subject: Core Strategy Ribble Valley

Dear Sirs

I have read with interest the Core Strategy that has been recently published and currently subject to consultation - I am a resident of Longridge and our Town is impacted on and affected by decisions that are being taken by Preston City Council hence I would like to register my views by saying that I agree in principle to the Core Strategy of Ribble Valley but would ask for due consideration to be given to the adjustment for Longridge based on the increased pressure on **Longridge facilities** as a result of **Preston CC** passing the 220 units off Whittingham Road at the former Ridings Depot and the subsequent application for a further 190 houses adjacent to this site by Gladman Developments.

Reasons for Requesting Adjustment

As mentioned above I have serious concerns in relation to the infrastructure of Longridge and the ability of future development to make satisfactory provision for schools and vital services such as Fire (We have an unmanned station) Police (The Enquiry Facility has been withdrawn)

In addition to tthe above the highways and drainage facilities in their current form are not sustainable , other valid reasons why I think that adjustments should be made.

I hope that you will listen to my views

Yours sincerely

[REDACTED]

copied } 3/6/14
ack'd }

Joanne Macholc

From: [REDACTED]
Sent: 02 June 2014 20:09
To: Post Hearings
Subject: Core Strategy document

Dear Sir/Madam,

Preston Council have already passed 220 houses on Halfpenny lane and 200 of these have been allowed to be offset against the number of houses required to be built in Longridge. There are a number of other planning applications passed by PC (78 on Moss farm and the nursing home opposite ridings and the 14 at DJ Ryans) and a further 190 in application. Based on this precedent we believe these should also be offset against the number of houses required in Longridge.

[REDACTED]

[REDACTED]

28th June 2014

NO address for
reply

copied 7/7/14

PRN 8810

Ribble Valley Borough Council
Examination Office
Church Walk
Clitheroe
Lancs.
BB7 2RA

For the attention of Mrs Michelle Haworth, Core Strategy Programme Officer

Dear Mrs Haworth,

In response to the recent modifications to the RVBC Core Strategy, which, fundamentally I am in agreement with, I wish to bring to your attention one point for consideration in the developments planned for Longridge.

At the point of finalising the overall number of dwellings proposed for Longridge an adjustment of 200 dwellings was proposed, this to be distributed between 9 other identified settlements within the Borough. This number was ratified during December 2011 to account for the planned development of the Ridings Depot site. Since this time subsequent applications have been made including Gladman Developments for an additional 190 units at this site, a recent application has been lodged for 10 further units at the same site as proposed by Sherwood homes, 78 additional dwellings have already been granted permission at Mosses Farm, Whittingham Lane together with the development of 14 units on Inglewhite Road, these being amongst further granted & planned applications to build dwellings bordering Longridge.

I feel strongly that the Longridge adjustment figure requires due consideration in light of the above and, although further afield, (2 miles, with Longridge being the closest town to this site) the 650 units approved for construction at the Whittingham Park site should also form part of this consideration. It is obvious that the overall number of dwellings bordering our town shall be reliant upon the resources and infrastructure of Longridge and that to not make a further allowance for this within the dwelling allocation for our town would I consider be wholly negligent.

The impact upon the services and infrastructure by the scale of developments proposed by a number of the principle contractors within Longridge and upon its borders should be given due consideration to restricting these in both size and to the type of houses required to meet local requirements

I believe as a community we recognise that a degree of new housing is required but that RVBC needs to exercise a degree of empathy when considering the impact such large scale developments and allocated housing units would have upon our community. The development of the existing brown field sites (as advised within the NPPF as being preferable to the destruction of Greenfield and Greenbelt) in and around Longridge as starter homes / retirement / affordable housing would be of real benefit to those who really need to get on the housing ladder as well as improving the aesthetics of the town itself.

I ask that you and the planning committee make their decisions based on a considered and well thought through basis.

Yours faithfully

[Redacted signature and name]

enquired 7/7/14

PRN 8811

28th June 2014

*no address
for addy*

Ribble Valley Borough Council
Examination Office
Church Walk
Clitheroe
Lancs.
BB7 2RA

For the attention of Mrs Michelle Haworth, Core Strategy Programme Officer

Dear Mrs Haworth,

In response to the recent modifications to the RVBC Core Strategy, which, fundamentally I am in agreement with, I wish to bring to your attention one point for consideration in the developments planned for Longridge.

At the point of finalising the overall number of dwellings proposed for Longridge an adjustment of 200 dwellings was proposed, this to be distributed between 9 other identified settlements within the Borough. This number was ratified during December 2011 to account for the planned development of the Ridings Depot site. Since this time subsequent applications have been made including Gladman Developments for an additional 190 units at this site, a recent application has been lodged for 10 further units at the same site as proposed by Sherwood homes, 78 additional dwellings have already been granted permission at Mosses Farm, Whittingham Lane together with the development of 14 units on Inglewhite Road, these being amongst further granted & planned applications to build dwellings bordering Longridge.

I feel strongly that the Longridge adjustment figure requires due consideration in light of the above and, although further afield, (2 miles, with Longridge being the closest town to this site) the 650 units approved for construction at the Whittingham Park site should also form part of this consideration. It is obvious that the overall number of dwellings bordering our town shall be reliant upon the resources and infrastructure of Longridge and that to not make a further allowance for this within the dwelling allocation for our town would I consider be wholly negligent.

The impact upon the services and infrastructure by the scale of developments proposed by a number of the principle contractors within Longridge and upon its borders should be given due consideration to restricting these in both size and to the type of houses required to meet local requirements

I believe as a community we recognise that a degree of new housing is required but that RVBC needs to exercise a degree of empathy when considering the impact such large scale developments and allocated housing units would have upon our community. The development of the existing brown field sites (as advised within the NPPF as being preferable to the destruction of Greenfield and Greenbelt) in and around Longridge as starter homes / retirement / affordable housing would be of real benefit to those who really need to get on the housing ladder as well as improving the aesthetics of the town itself.

I ask that you and the planning committee make their decisions based on a considered and well thought through basis.

Yours faithfully

[Redacted signature area]

28th June 2014

*Speed faded
7/7/14*

PRN. 8812

Ribble Valley Borough Council
Examination Office
Church Walk
Clitheroe
Lancs.
BB7 2RA

[REDACTED]

For the attention of Mrs Michelle Haworth, Core Strategy Programme Officer

Dear Mrs Haworth,

In response to the recent modifications to the RVBC Core Strategy, which, fundamentally I am in agreement with, I wish to bring to your attention one point for consideration in the developments planned for Longridge.

At the point of finalising the overall number of dwellings proposed for Longridge an adjustment of 200 dwellings was proposed, this to be distributed between 9 other identified settlements within the Borough. This number was ratified during December 2011 to account for the planned development of the Ridings Depot site. Since this time subsequent applications have been made including Gladman Developments for an additional 190 units at this site, a recent application has been lodged for 10 further units at the same site as proposed by Sherwood homes, 78 additional dwellings have already been granted permission at Mosses Farm, Whittingham Lane together with the development of 14 units on Inglewhite Road, these being amongst further granted & planned applications to build dwellings bordering Longridge.

I feel strongly that the Longridge adjustment figure requires due consideration in light of the above and, although further afield, (2 miles, with Longridge being the closest town to this site) the 650 units approved for construction at the Whittingham Park site should also form part of this consideration. It is obvious that the overall number of dwellings bordering our town shall be reliant upon the resources and infrastructure of Longridge and that to not make a further allowance for this within the dwelling allocation for our town would I consider be wholly negligent.

The impact upon the services and infrastructure by the scale of developments proposed by a number of the principle contractors within Longridge and upon its borders should be given due consideration to restricting these in both size and to the type of houses required to meet local requirements

I believe as a community we recognise that a degree of new housing is required but that RVBC needs to exercise a degree of empathy when considering the impact such large scale developments and allocated housing units would have upon our community. The development of the existing brown field sites (as advised within the NPPF as being preferable to the destruction of Greenfield and Greenbelt) in and around Longridge as starter homes / retirement / affordable housing would be of real benefit to those who really need to get on the housing ladder as well as improving the aesthetics of the town itself.

I ask that you and the planning committee make their decisions based on a considered and well thought through basis.

Yours faithfully

[REDACTED]

[REDACTED]

28th June 2014

copied + added
7/7/14

PRN. 8813

Ribble Valley Borough Council
Examination Office
Church Walk
Clitheroe
Lancs.
BB7 2RA

[REDACTED]

For the attention of Mrs Michelle Haworth, Core Strategy Programme Officer

Dear Mrs Haworth,

In response to the recent modifications to the RVBC Core Strategy, which, fundamentally I am in agreement with, I wish to bring to your attention one point for consideration in the developments planned for Longridge.

At the point of finalising the overall number of dwellings proposed for Longridge an adjustment of 200 dwellings was proposed, this to be distributed between 9 other identified settlements within the Borough. This number was ratified during December 2011 to account for the planned development of the Ridings Depot site. Since this time subsequent applications have been made including Gladman Developments for an additional 190 units at this site, a recent application has been lodged for 10 further units at the same site as proposed by Sherwood homes, 78 additional dwellings have already been granted permission at Mosses Farm, Whittingham Lane together with the development of 14 units on Inglewhite Road, these being amongst further granted & planned applications to build dwellings bordering Longridge.

I feel strongly that the Longridge adjustment figure requires due consideration in light of the above and, although further afield, (2 miles, with Longridge being the closest town to this site) the 650 units approved for construction at the Whittingham Park site should also form part of this consideration. It is obvious that the overall number of dwellings bordering our town shall be reliant upon the resources and infrastructure of Longridge and that to not make a further allowance for this within the dwelling allocation for our town would I consider be wholly negligent.

The impact upon the services and infrastructure by the scale of developments proposed by a number of the principle contractors within Longridge and upon its borders should be given due consideration to restricting these in both size and to the type of houses required to meet local requirements

I believe as a community we recognise that a degree of new housing is required but that RVBC needs to exercise a degree of empathy when considering the impact such large scale developments and allocated housing units would have upon our community. The development of the existing brown field sites (as advised within the NPPF as being preferable to the destruction of Greenfield and Greenbelt) in and around Longridge as starter homes / retirement / affordable housing would be of real benefit to those who really need to get on the housing ladder as well as improving the aesthetics of the town itself.

I ask that you and the planning committee make their decisions based on a considered and well thought through basis.

Yours faithfully

[REDACTED]

[REDACTED]

28th June 2014

revised + added.
7/7/14

PRN 8814

Ribble Valley Borough Council
Examination Office
Church Walk
Clitheroe
Lancs.
BB7 2RA

[REDACTED]
[REDACTED]
[REDACTED]

For the attention of Mrs Michelle Haworth, Core Strategy Programme Officer

Dear Mrs Haworth,

In response to the recent modifications to the RVBC Core Strategy, which, fundamentally I am in agreement with, I wish to bring to your attention one point for consideration in the developments planned for Longridge.

At the point of finalising the overall number of dwellings proposed for Longridge an adjustment of 200 dwellings was proposed, this to be distributed between 9 other identified settlements within the Borough. This number was ratified during December 2011 to account for the planned development of the Ridings Depot site. Since this time subsequent applications have been made including Gladman Developments for an additional 190 units at this site, a recent application has been lodged for 10 further units at the same site as proposed by Sherwood homes, 78 additional dwellings have already been granted permission at Mosses Farm, Whittingham Lane together with the development of 14 units on Inglewhite Road, these being amongst further granted & planned applications to build dwellings bordering Longridge.

I feel strongly that the Longridge adjustment figure requires due consideration in light of the above and, although further afield, (2 miles, with Longridge being the closest town to this site) the 650 units approved for construction at the Whittingham Park site should also form part of this consideration. It is obvious that the overall number of dwellings bordering our town shall be reliant upon the resources and infrastructure of Longridge and that to not make a further allowance for this within the dwelling allocation for our town would I consider be wholly negligent.

The impact upon the services and infrastructure by the scale of developments proposed by a number of the principle contractors within Longridge and upon its borders should be given due consideration to restricting these in both size and to the type of houses required to meet local requirements

I believe as a community we recognise that a degree of new housing is required but that RVBC needs to exercise a degree of empathy when considering the impact such large scale developments and allocated housing units would have upon our community. The development of the existing brown field sites (as advised within the NPPF as being preferable to the destruction of Greenfield and Greenbelt) in and around Longridge as starter homes / retirement / affordable housing would be of real benefit to those who really need to get on the housing ladder as well as improving the aesthetics of the town itself.

I ask that you and the planning committee make their decisions based on a considered and well thought through basis.

Yours faithfully

[REDACTED]
[REDACTED]

I am not fully conversant with the implications, but am greatly concerned that the extensive housing development proposed in and around Longridge will seriously, adversely affect its already ailing, overstretched infrastructure.

[Signature]

28th June 2014

agreed tactic
9/7/14

PRN 8815

Ribble Valley Borough Council
Examination Office
Church Walk
Clitheroe
Lancs.
BB7 2RA

[REDACTED]

For the attention of Mrs Michelle Haworth, Core Strategy Programme Officer

Dear Mrs Haworth,

In response to the recent modifications to the RVBC Core Strategy, which, fundamentally I am in agreement with, I wish to bring to your attention one point for consideration in the developments planned for Longridge.

At the point of finalising the overall number of dwellings proposed for Longridge an adjustment of 200 dwellings was proposed, this to be distributed between 9 other identified settlements within the Borough. This number was ratified during December 2011 to account for the planned development of the Ridings Depot site. Since this time subsequent applications have been made including Gladman Developments for an additional 190 units at this site, a recent application has been lodged for 10 further units at the same site as proposed by Sherwood homes, 78 additional dwellings have already been granted permission at Mosses Farm, Whittingham Lane together with the development of 14 units on Inglewhite Road, these being amongst further granted & planned applications to build dwellings bordering Longridge.

I feel strongly that the Longridge adjustment figure requires due consideration in light of the above and, although further afield, (2 miles, with Longridge being the closest town to this site) the 650 units approved for construction at the Whittingham Park site should also form part of this consideration. It is obvious that the overall number of dwellings bordering our town shall be reliant upon the resources and infrastructure of Longridge and that to not make a further allowance for this within the dwelling allocation for our town would I consider be wholly negligent.

The impact upon the services and infrastructure by the scale of developments proposed by a number of the principle contractors within Longridge and upon its borders should be given due consideration to restricting these in both size and to the type of houses required to meet local requirements


I believe as a community we recognise that a degree of new housing is required but that RVBC needs to exercise a degree of empathy when considering the impact such large scale developments and allocated housing units would have upon our community. The development of the existing brown field sites (as advised within the NPPF as being preferable to the destruction of Greenfield and Greenbelt) in and around Longridge as starter homes / retirement / affordable housing would be of real benefit to those who really need to get on the housing ladder as well as improving the aesthetics of the town itself.

I ask that you and the planning committee make their decisions based on a considered and well thought through basis.

Yours faithfully

[REDACTED]

28th June 2014



Accepted 7/7/14

PRN 8816

Ribble Valley Borough Council
Examination Office
Church Walk
Clitheroe
Lancs.
BB7 2RA

For the attention of Mrs Michelle Haworth, Core Strategy Programme Officer

Dear Mrs Haworth,

In response to the recent modifications to the RVBC Core Strategy, which, fundamentally I am in agreement with, I wish to bring to your attention one point for consideration in the developments planned for Longridge.

At the point of finalising the overall number of dwellings proposed for Longridge an adjustment of 200 dwellings was proposed, this to be distributed between 9 other identified settlements within the Borough. This number was ratified during December 2011 to account for the planned development of the Ridings Depot site. Since this time subsequent applications have been made including Gladman Developments for an additional 190 units at this site, a recent application has been lodged for 10 further units at the same site as proposed by Sherwood homes, 78 additional dwellings have already been granted permission at Mosses Farm, Whittingham Lane together with the development of 14 units on Inglewhite Road, these being amongst further granted & planned applications to build dwellings bordering Longridge.

I feel strongly that the Longridge adjustment figure requires due consideration in light of the above and, although further afield, (2 miles, with Longridge being the closest town to this site) the 650 units approved for construction at the Whittingham Park site should also form part of this consideration. It is obvious that the overall number of dwellings bordering our town shall be reliant upon the resources and infrastructure of Longridge and that to not make a further allowance for this within the dwelling allocation for our town would I consider be wholly negligent.

The impact upon the services and infrastructure by the scale of developments proposed by a number of the principle contractors within Longridge and upon its borders should be given due consideration to restricting these in both size and to the type of houses required to meet local requirements

I believe as a community we recognise that a degree of new housing is required but that RVBC needs to exercise a degree of empathy when considering the impact such large scale developments and allocated housing units would have upon our community. The development of the existing brown field sites (as advised within the NPPF as being preferable to the destruction of Greenfield and Greenbelt) in and around Longridge as starter homes / retirement / affordable housing would be of real benefit to those who really need to get on the housing ladder as well as improving the aesthetics of the town itself.

I ask that you and the planning committee make their decisions based on a considered and well thought through basis.

Yours faithfully

Two horizontal black bars redacting the signature and name of the sender.

~~CONFIDENTIAL~~

agreed + advised
7/7/14

PRN 8817

28th June 2014

Ribble Valley Borough Council
Examination Office
Church Walk
Clitheroe
Lancs.
BB7 2RA

[Redacted]

For the attention of Mrs Michelle Haworth, Core Strategy Programme Officer

Dear Mrs Haworth,

In response to the recent modifications to the RVBC Core Strategy, which, fundamentally I am in agreement with, I wish to bring to your attention one point for consideration in the developments planned for Longridge.

At the point of finalising the overall number of dwellings proposed for Longridge an adjustment of 200 dwellings was proposed, this to be distributed between 9 other identified settlements within the Borough. This number was ratified during December 2011 to account for the planned development of the Ridings Depot site. Since this time subsequent applications have been made including Gladman Developments for an additional 190 units at this site, a recent application has been lodged for 10 further units at the same site as proposed by Sherwood homes, 78 additional dwellings have already been granted permission at Mosses Farm, Whittingham Lane together with the development of 14 units on Inglewhite Road, these being amongst further granted & planned applications to build dwellings bordering Longridge.

I feel strongly that the Longridge adjustment figure requires due consideration in light of the above and, although further afield, (2 miles, with Longridge being the closest town to this site) the 650 units approved for construction at the Whittingham Park site should also form part of this consideration. It is obvious that the overall number of dwellings bordering our town shall be reliant upon the resources and infrastructure of Longridge and that to not make a further allowance for this within the dwelling allocation for our town would I consider be wholly negligent.

The impact upon the services and infrastructure by the scale of developments proposed by a number of the principle contractors within Longridge and upon its borders should be given due consideration to restricting these in both size and to the type of houses required to meet local requirements


I believe as a community we recognise that a degree of new housing is required but that RVBC needs to exercise a degree of empathy when considering the impact such large scale developments and allocated housing units would have upon our community. The development of the existing brown field sites (as advised within the NPPF as being preferable to the destruction of Greenfield and Greenbelt) in and around Longridge as starter homes / retirement / affordable housing would be of real benefit to those who really need to get on the housing ladder as well as improving the aesthetics of the town itself.

I ask that you and the planning committee make their decisions based on a considered and well thought through basis.

Yours faithfully

[Redacted signature]

L EVANS.



28th June 2014

agreed + agreed
JF/14

PRN 8818

Ribble Valley Borough Council
Examination Office
Church Walk
Clitheroe
Lancs.
BB7 2RA

[REDACTED]

For the attention of Mrs Michelle Haworth, Core Strategy Programme Officer

Dear Mrs Haworth,

In response to the recent modifications to the RVBC Core Strategy, which, fundamentally I am in agreement with, I wish to bring to your attention one point for consideration in the developments planned for Longridge.

At the point of finalising the overall number of dwellings proposed for Longridge an adjustment of 200 dwellings was proposed, this to be distributed between 9 other identified settlements within the Borough. This number was ratified during December 2011 to account for the planned development of the Ridings Depot site. Since this time subsequent applications have been made including Gladman Developments for an additional 190 units at this site, a recent application has been lodged for 10 further units at the same site as proposed by Sherwood homes, 78 additional dwellings have already been granted permission at Mosses Farm, Whittingham Lane together with the development of 14 units on Inglewhite Road, these being amongst further granted & planned applications to build dwellings bordering Longridge.

I feel strongly that the Longridge adjustment figure requires due consideration in light of the above and, although further afield, (2 miles, with Longridge being the closest town to this site) the 650 units approved for construction at the Whittingham Park site should also form part of this consideration. It is obvious that the overall number of dwellings bordering our town shall be reliant upon the resources and infrastructure of Longridge and that to not make a further allowance for this within the dwelling allocation for our town would I consider be wholly negligent.

The impact upon the services and infrastructure by the scale of developments proposed by a number of the principle contractors within Longridge and upon its borders should be given due consideration to restricting these in both size and to the type of houses required to meet local requirements

I believe as a community we recognise that a degree of new housing is required but that RVBC needs to exercise a degree of empathy when considering the impact such large scale developments and allocated housing units would have upon our community. The development of the existing brown field sites (as advised within the NPPF as being preferable to the destruction of Greenfield and Greenbelt) in and around Longridge as starter homes / retirement / affordable housing would be of real benefit to those who really need to get on the housing ladder as well as improving the aesthetics of the town itself.

I ask that you and the planning committee make their decisions based on a considered and well thought through basis.

Yours faithfully

[REDACTED]

[REDACTED]

28th June 2014



*copied 7/7/14
in address
packet*

PRN 8819

Ribble Valley Borough Council
Examination Office
Church Walk
Clitheroe
Lancs.
BB7 2RA

For the attention of Mrs Michelle Haworth, Core Strategy Programme Officer

Dear Mrs Haworth,

In response to the recent modifications to the RVBC Core Strategy, which, fundamentally I am in agreement with, I wish to bring to your attention one point for consideration in the developments planned for Longridge.

At the point of finalising the overall number of dwellings proposed for Longridge an adjustment of 200 dwellings was proposed, this to be distributed between 9 other identified settlements within the Borough. This number was ratified during December 2011 to account for the planned development of the Ridings Depot site. Since this time subsequent applications have been made including Gladman Developments for an additional 190 units at this site, a recent application has been lodged for 10 further units at the same site as proposed by Sherwood homes, 78 additional dwellings have already been granted permission at Mosses Farm, Whittingham Lane together with the development of 14 units on Inglewhite Road, these being amongst further granted & planned applications to build dwellings bordering Longridge.

I feel strongly that the Longridge adjustment figure requires due consideration in light of the above and, although further afield, (2 miles, with Longridge being the closest town to this site) the 650 units approved for construction at the Whittingham Park site should also form part of this consideration. It is obvious that the overall number of dwellings bordering our town shall be reliant upon the resources and infrastructure of Longridge and that to not make a further allowance for this within the dwelling allocation for our town would I consider be wholly negligent.

The impact upon the services and infrastructure by the scale of developments proposed by a number of the principle contractors within Longridge and upon its borders should be given due consideration to restricting these in both size and to the type of houses required to meet local requirements

I believe as a community we recognise that a degree of new housing is required but that RVBC needs to exercise a degree of empathy when considering the impact such large scale developments and allocated housing units would have upon our community. The development of the existing brown field sites (as advised within the NPPF as being preferable to the destruction of Greenfield and Greenbelt) in and around Longridge as starter homes / retirement / affordable housing would be of real benefit to those who really need to get on the housing ladder as well as improving the aesthetics of the town itself.

I ask that you and the planning committee make their decisions based on a considered and well thought through basis.

Yours faithfully

[Redacted signature area]

20th June 2014

agreed & ailed
9/7/14

PRN 8820

Ribble Valley Borough Council
Examination Office
Church Walk
Clitheroe
Lancs.
BB7 2RA

[REDACTED]
[REDACTED]
[REDACTED]
[REDACTED]

For the attention of Mrs Michelle Haworth, Core Strategy Programme Officer

Dear Mrs Haworth,

In response to the recent modifications to the RVBC Core Strategy, which, fundamentally I am in agreement with, I wish to bring to your attention one point for consideration in the developments planned for Longridge.

At the point of finalising the overall number of dwellings proposed for Longridge an adjustment of 200 dwellings was proposed, this to be distributed between 9 other identified settlements within the Borough. This number was ratified during December 2011 to account for the planned development of the Ridings Depot site. Since this time subsequent applications have been made including Gladman Developments for an additional 190 units at this site, a recent application has been lodged for 10 further units at the same site as proposed by Sherwood homes, 78 additional dwellings have already been granted permission at Mosses Farm, Whittingham Lane together with the development of 14 units on Inglewhite Road, these being amongst further granted & planned applications to build dwellings bordering Longridge.

I feel strongly that the Longridge adjustment figure requires due consideration in light of the above and, although further afield, (2 miles, with Longridge being the closest town to this site) the 650 units approved for construction at the Whittingham Park site should also form part of this consideration. It is obvious that the overall number of dwellings bordering our town shall be reliant upon the resources and infrastructure of Longridge and that to not make a further allowance for this within the dwelling allocation for our town would I consider be wholly negligent.

The impact upon the services and infrastructure by the scale of developments proposed by a number of the principle contractors within Longridge and upon its borders should be given due consideration to restricting these in both size and to the type of houses required to meet local requirements

I believe as a community we recognise that a degree of new housing is required but that RVBC needs to exercise a degree of empathy when considering the impact such large scale developments and allocated housing units would have upon our community. The development of the existing brown field sites (as advised within the NPPF as being preferable to the destruction of Greenfield and Greenbelt) in and around Longridge as starter homes / retirement / affordable housing would be of real benefit to those who really need to get on the housing ladder as well as improving the aesthetics of the town itself.

I ask that you and the planning committee make their decisions based on a considered and well thought through basis.

Yours faithfully

[REDACTED]
[REDACTED]
[REDACTED]

exped + valid
2/7/14

PRN 8821

28th June 2014

Ribble Valley Borough Council
Examination Office
Church Walk
Clitheroe
Lancs.
BB7 2RA

[REDACTED]

For the attention of Mrs Michelle Haworth, Core Strategy Programme Officer

Dear Mrs Haworth,

In response to the recent modifications to the RVBC Core Strategy, which, fundamentally I am in agreement with, I wish to bring to your attention one point for consideration in the developments planned for Longridge.

At the point of finalising the overall number of dwellings proposed for Longridge an adjustment of 200 dwellings was proposed, this to be distributed between 9 other identified settlements within the Borough. This number was ratified during December 2011 to account for the planned development of the Ridings Depot site. Since this time subsequent applications have been made including Gladman Developments for an additional 190 units at this site, a recent application has been lodged for 10 further units at the same site as proposed by Sherwood homes, 78 additional dwellings have already been granted permission at Mosses Farm, Whittingham Lane together with the development of 14 units on Inglewhite Road, these being amongst further granted & planned applications to build dwellings bordering Longridge.

I feel strongly that the Longridge adjustment figure requires due consideration in light of the above and, although further afield, (2 miles, with Longridge being the closest town to this site) the 650 units approved for construction at the Whittingham Park site should also form part of this consideration. It is obvious that the overall number of dwellings bordering our town shall be reliant upon the resources and infrastructure of Longridge and that to not make a further allowance for this within the dwelling allocation for our town would I consider be wholly negligent.

The impact upon the services and infrastructure by the scale of developments proposed by a number of the principle contractors within Longridge and upon its borders should be given due consideration to restricting these in both size and to the type of houses required to meet local requirements

I believe as a community we recognise that a degree of new housing is required but that RVBC needs to exercise a degree of empathy when considering the impact such large scale developments and allocated housing units would have upon our community. The development of the existing brown field sites (as advised within the NPPF as being preferable to the destruction of Greenfield and Greenbelt) in and around Longridge as starter homes / retirement / affordable housing would be of real benefit to those who really need to get on the housing ladder as well as improving the aesthetics of the town itself.

I ask that you and the planning committee make their decisions based on a considered and well thought through basis.

Yours faithfully

[REDACTED]

28th June 2014

*Agreed + added
7/7/14*

PN 8822

Ribble Valley Borough Council
Examination Office
Church Walk
Clitheroe
Lancs.
BB7 2RA

[REDACTED]

For the attention of Mrs Michelle Haworth, Core Strategy Programme Officer

Dear Mrs Haworth,

In response to the recent modifications to the RVBC Core Strategy, which, fundamentally I am in agreement with, I wish to bring to your attention one point for consideration in the developments planned for Longridge.

At the point of finalising the overall number of dwellings proposed for Longridge an adjustment of 200 dwellings was proposed, this to be distributed between 9 other identified settlements within the Borough. This number was ratified during December 2011 to account for the planned development of the Ridings Depot site. Since this time subsequent applications have been made including Gladman Developments for an additional 190 units at this site, a recent application has been lodged for 10 further units at the same site as proposed by Sherwood homes, 78 additional dwellings have already been granted permission at Mosses Farm, Whittingham Lane together with the development of 14 units on Inglewhite Road, these being amongst further granted & planned applications to build dwellings bordering Longridge.

I feel strongly that the Longridge adjustment figure requires due consideration in light of the above and, although further afield, (2 miles, with Longridge being the closest town to this site) the 650 units approved for construction at the Whittingham Park site should also form part of this consideration. It is obvious that the overall number of dwellings bordering our town shall be reliant upon the resources and infrastructure of Longridge and that to not make a further allowance for this within the dwelling allocation for our town would I consider be wholly negligent.

The impact upon the services and infrastructure by the scale of developments proposed by a number of the principle contractors within Longridge and upon its borders should be given due consideration to restricting these in both size and to the type of houses required to meet local requirements

I believe as a community we recognise that a degree of new housing is required but that RVBC needs to exercise a degree of empathy when considering the impact such large scale developments and allocated housing units would have upon our community. The development of the existing brown field sites (as advised within the NPPF as being preferable to the destruction of Greenfield and Greenbelt) in and around Longridge as starter homes / retirement / affordable housing would be of real benefit to those who really need to get on the housing ladder as well as improving the aesthetics of the town itself.

I ask that you and the planning committee make their decisions based on a considered and well thought through basis.

Yours faithfully

[REDACTED]

[REDACTED]

28th June 2014

copied + added
7/7/14

PRN 8824

Ribble Valley Borough Council
Examination Office
Church Walk
Clitheroe
Lancs.
BB7 2RA

[REDACTED]

For the attention of Mrs Michelle Haworth, Core Strategy Programme Officer

Dear Mrs Haworth,

In response to the recent modifications to the RVBC Core Strategy, which, fundamentally I am in agreement with, I wish to bring to your attention one point for consideration in the developments planned for Longridge.

At the point of finalising the overall number of dwellings proposed for Longridge an adjustment of 200 dwellings was proposed, this to be distributed between 9 other identified settlements within the Borough. This number was ratified during December 2011 to account for the planned development of the Ridings Depot site. Since this time subsequent applications have been made including Gladman Developments for an additional 190 units at this site, a recent application has been lodged for 10 further units at the same site as proposed by Sherwood homes, 78 additional dwellings have already been granted permission at Mosses Farm, Whittingham Lane together with the development of 14 units on Inglewhite Road, these being amongst further granted & planned applications to build dwellings bordering Longridge.

I feel strongly that the Longridge adjustment figure requires due consideration in light of the above and, although further afield, (2 miles, with Longridge being the closest town to this site) the 650 units approved for construction at the Whittingham Park site should also form part of this consideration. It is obvious that the overall number of dwellings bordering our town shall be reliant upon the resources and infrastructure of Longridge and that to not make a further allowance for this within the dwelling allocation for our town would I consider be wholly negligent.

The impact upon the services and infrastructure by the scale of developments proposed by a number of the principle contractors within Longridge and upon its borders should be given due consideration to restricting these in both size and to the type of houses required to meet local requirements

I believe as a community we recognise that a degree of new housing is required but that RVBC needs to exercise a degree of empathy when considering the impact such large scale developments and allocated housing units would have upon our community. The development of the existing brown field sites (as advised within the NPPF as being preferable to the destruction of Greenfield and Greenbelt) in and around Longridge as starter homes / retirement / affordable housing would be of real benefit to those who really need to get on the housing ladder as well as improving the aesthetics of the town itself.

I ask that you and the planning committee make their decisions based on a considered and well thought through basis.

Yours faithfully

[REDACTED]

Name

28th June 2014

*agreed + valid
7/7/14*

PRN 8825

Ribble Valley Borough Council
Examination Office
Church Walk
Clitheroe
Lancs.
BB7 2RA

[REDACTED]

For the attention of Mrs Michelle Haworth, Core Strategy Programme Officer

Dear Mrs Haworth,

In response to the recent modifications to the RVBC Core Strategy, which, fundamentally I am in agreement with, I wish to bring to your attention one point for consideration in the developments planned for Longridge.

At the point of finalising the overall number of dwellings proposed for Longridge an adjustment of 200 dwellings was proposed, this to be distributed between 9 other identified settlements within the Borough. This number was ratified during December 2011 to account for the planned development of the Ridings Depot site. Since this time subsequent applications have been made including Gladman Developments for an additional 190 units at this site, a recent application has been lodged for 10 further units at the same site as proposed by Sherwood homes, 78 additional dwellings have already been granted permission at Mosses Farm, Whittingham Lane together with the development of 14 units on Inglewhite Road, these being amongst further granted & planned applications to build dwellings bordering Longridge.

I feel strongly that the Longridge adjustment figure requires due consideration in light of the above and, although further afield, (2 miles, with Longridge being the closest town to this site) the 650 units approved for construction at the Whittingham Park site should also form part of this consideration. It is obvious that the overall number of dwellings bordering our town shall be reliant upon the resources and infrastructure of Longridge and that to not make a further allowance for this within the dwelling allocation for our town would I consider be wholly negligent.

The impact upon the services and infrastructure by the scale of developments proposed by a number of the principle contractors within Longridge and upon its borders should be given due consideration to restricting these in both size and to the type of houses required to meet local requirements

I believe as a community we recognise that a degree of new housing is required but that RVBC needs to exercise a degree of empathy when considering the impact such large scale developments and allocated housing units would have upon our community. The development of the existing brown field sites (as advised within the NPPF as being preferable to the destruction of Greenfield and Greenbelt) in and around Longridge as starter homes / retirement / affordable housing would be of real benefit to those who really need to get on the housing ladder as well as improving the aesthetics of the town itself.

I ask that you and the planning committee make their decisions based on a considered and well thought through basis.

[REDACTED]

28th June 2014

expedited + addid.
7/7/14

PRN 8826

Ribble Valley Borough Council
Examination Office
Church Walk
Clitheroe
Lancs.
BB7 2RA

[REDACTED]

For the attention of Mrs Michelle Haworth, Core Strategy Programme Officer

Dear Mrs Haworth,

In response to the recent modifications to the RVBC Core Strategy, which, fundamentally I am in agreement with, I wish to bring to your attention one point for consideration in the developments planned for Longridge.

At the point of finalising the overall number of dwellings proposed for Longridge an adjustment of 200 dwellings was proposed, this to be distributed between 9 other identified settlements within the Borough. This number was ratified during December 2011 to account for the planned development of the Ridings Depot site. Since this time subsequent applications have been made including Gladman Developments for an additional 190 units at this site, a recent application has been lodged for 10 further units at the same site as proposed by Sherwood homes, 78 additional dwellings have already been granted permission at Mosses Farm, Whittingham Lane together with the development of 14 units on Inglewhite Road, these being amongst further granted & planned applications to build dwellings bordering Longridge.

I feel strongly that the Longridge adjustment figure requires due consideration in light of the above and, although further afield, (2 miles, with Longridge being the closest town to this site) the 650 units approved for construction at the Whittingham Park site should also form part of this consideration. It is obvious that the overall number of dwellings bordering our town shall be reliant upon the resources and infrastructure of Longridge and that to not make a further allowance for this within the dwelling allocation for our town would I consider be wholly negligent.

The impact upon the services and infrastructure by the scale of developments proposed by a number of the principle contractors within Longridge and upon its borders should be given due consideration to restricting these in both size and to the type of houses required to meet local requirements

I believe as a community we recognise that a degree of new housing is required but that RVBC needs to exercise a degree of empathy when considering the impact such large scale developments and allocated housing units would have upon our community. The development of the existing brown field sites (as advised within the NPPF as being preferable to the destruction of Greenfield and Greenbelt) in and around Longridge as starter homes / retirement / affordable housing would be of real benefit to those who really need to get on the housing ladder as well as improving the aesthetics of the town itself.

I ask that you and the planning committee make their decisions based on a considered and well thought through basis.

Yours faithfully

[REDACTED]

[REDACTED]

28th June 2014

no address m.
ack't.

agreed 7/7/14

PRN 8827

Ribble Valley Borough Council
Examination Office
Church Walk
Clitheroe
Lancs.
BB7 2RA

For the attention of Mrs Michelle Haworth, Core Strategy Programme Officer

Dear Mrs Haworth,

In response to the recent modifications to the RVBC Core Strategy, which, fundamentally I am in agreement with, I wish to bring to your attention one point for consideration in the developments planned for Longridge.

At the point of finalising the overall number of dwellings proposed for Longridge an adjustment of 200 dwellings was proposed, this to be distributed between 9 other identified settlements within the Borough. This number was ratified during December 2011 to account for the planned development of the Ridings Depot site. Since this time subsequent applications have been made including Gladman Developments for an additional 190 units at this site, a recent application has been lodged for 10 further units at the same site as proposed by Sherwood homes, 78 additional dwellings have already been granted permission at Mosses Farm, Whittingham Lane together with the development of 14 units on Inglewhite Road, these being amongst further granted & planned applications to build dwellings bordering Longridge.

I feel strongly that the Longridge adjustment figure requires due consideration in light of the above and, although further afield, (2 miles, with Longridge being the closest town to this site) the 650 units approved for construction at the Whittingham Park site should also form part of this consideration. It is obvious that the overall number of dwellings bordering our town shall be reliant upon the resources and infrastructure of Longridge and that to not make a further allowance for this within the dwelling allocation for our town would I consider be wholly negligent.

The impact upon the services and infrastructure by the scale of developments proposed by a number of the principle contractors within Longridge and upon its borders should be given due consideration to restricting these in both size and to the type of houses required to meet local requirements

I believe as a community we recognise that a degree of new housing is required but that RVBC needs to exercise a degree of empathy when considering the impact such large scale developments and allocated housing units would have upon our community. The development of the existing brown field sites (as advised within the NPPF as being preferable to the destruction of Greenfield and Greenbelt) in and around Longridge as starter homes / retirement / affordable housing would be of real benefit to those who really need to get on the housing ladder as well as improving the aesthetics of the town itself.

I ask that you and the planning committee make their decisions based on a considered and well thought through basis.

Yours faithfully



agreed 7/7/14

PRN 8828

28th June 2014

no address for
advis.

Ribble Valley Borough Council
Examination Office
Church Walk
Clitheroe
Lancs.
BB7 2RA

For the attention of Mrs Michelle Haworth, Core Strategy Programme Officer

Dear Mrs Haworth,

In response to the recent modifications to the RVBC Core Strategy, which, fundamentally I am in agreement with, I wish to bring to your attention one point for consideration in the developments planned for Longridge.

At the point of finalising the overall number of dwellings proposed for Longridge an adjustment of 200 dwellings was proposed, this to be distributed between 9 other identified settlements within the Borough. This number was ratified during December 2011 to account for the planned development of the Ridings Depot site. Since this time subsequent applications have been made including Gladman Developments for an additional 190 units at this site, a recent application has been lodged for 10 further units at the same site as proposed by Sherwood homes, 78 additional dwellings have already been granted permission at Mosses Farm, Whittingham Lane together with the development of 14 units on Inglewhite Road, these being amongst further granted & planned applications to build dwellings bordering Longridge.

I feel strongly that the Longridge adjustment figure requires due consideration in light of the above and, although further afield, (2 miles, with Longridge being the closest town to this site) the 650 units approved for construction at the Whittingham Park site should also form part of this consideration. It is obvious that the overall number of dwellings bordering our town shall be reliant upon the resources and infrastructure of Longridge and that to not make a further allowance for this within the dwelling allocation for our town would I consider be wholly negligent.


The impact upon the services and infrastructure by the scale of developments proposed by a number of the principle contractors within Longridge and upon its borders should be given due consideration to restricting these in both size and to the type of houses required to meet local requirements

I believe as a community we recognise that a degree of new housing is required but that RVBC needs to exercise a degree of empathy when considering the impact such large scale developments and allocated housing units would have upon our community. The development of the existing brown field sites (as advised within the NPPF as being preferable to the destruction of Greenfield and Greenbelt) in and around Longridge as starter homes / retirement / affordable housing would be of real benefit to those who really need to get on the housing ladder as well as improving the aesthetics of the town itself.

I ask that you and the planning committee make their decisions based on a considered and well thought through basis.

Yours faithfully

[Redacted signature area]



copy to ~~xxxx~~ 9/7/14

PRN. 8829

28th June 2014

no address on unit

Ribble Valley Borough Council
Examination Office
Church Walk
Clitheroe
Lancs.
BB7 2RA

For the attention of Mrs Michelle Haworth, Core Strategy Programme Officer

Dear Mrs Haworth,

In response to the recent modifications to the RVBC Core Strategy, which, fundamentally I am in agreement with, I wish to bring to your attention one point for consideration in the developments planned for Longridge.

At the point of finalising the overall number of dwellings proposed for Longridge an adjustment of 200 dwellings was proposed, this to be distributed between 9 other identified settlements within the Borough. This number was ratified during December 2011 to account for the planned development of the Ridings Depot site. Since this time subsequent applications have been made including Gladman Developments for an additional 190 units at this site, a recent application has been lodged for 10 further units at the same site as proposed by Sherwood homes, 78 additional dwellings have already been granted permission at Mosses Farm, Whittingham Lane together with the development of 14 units on Inglewhite Road, these being amongst further granted & planned applications to build dwellings bordering Longridge.

I feel strongly that the Longridge adjustment figure requires due consideration in light of the above and, although further afield, (2 miles, with Longridge being the closest town to this site) the 650 units approved for construction at the Whittingham Park site should also form part of this consideration. It is obvious that the overall number of dwellings bordering our town shall be reliant upon the resources and infrastructure of Longridge and that to not make a further allowance for this within the dwelling allocation for our town would I consider be wholly negligent.

The impact upon the services and infrastructure by the scale of developments proposed by a number of the principle contractors within Longridge and upon its borders should be given due consideration to restricting these in both size and to the type of houses required to meet local requirements

I believe as a community we recognise that a degree of new housing is required but that RVBC needs to exercise a degree of empathy when considering the impact such large scale developments and allocated housing units would have upon our community. The development of the existing brown field sites (as advised within the NPPF as being preferable to the destruction of Greenfield and Greenbelt) in and around Longridge as starter homes / retirement / affordable housing would be of real benefit to those who really need to get on the housing ladder as well as improving the aesthetics of the town itself.

I ask that you and the planning committee make their decisions based on a considered and well thought through basis.

Yours faithfully

[Redacted signature]

[Redacted signature]

1 copied 7/7/14

PRN 8830

28th June 2014

no address for arch't

Ribble Valley Borough Council
Examination Office
Church Walk
Clitheroe
Lancs.
BB7 2RA

For the attention of Mrs Michelle Haworth, Core Strategy Programme Officer

Dear Mrs Haworth,

In response to the recent modifications to the RVBC Core Strategy, which, fundamentally I am in agreement with, I wish to bring to your attention one point for consideration in the developments planned for Longridge.

At the point of finalising the overall number of dwellings proposed for Longridge an adjustment of 200 dwellings was proposed, this to be distributed between 9 other identified settlements within the Borough. This number was ratified during December 2011 to account for the planned development of the Ridings Depot site. Since this time subsequent applications have been made including Gladman Developments for an additional 190 units at this site, a recent application has been lodged for 10 further units at the same site as proposed by Sherwood homes, 78 additional dwellings have already been granted permission at Mosses Farm, Whittingham Lane together with the development of 14 units on Inglewhite Road, these being amongst further granted & planned applications to build dwellings bordering Longridge.

I feel strongly that the Longridge adjustment figure requires due consideration in light of the above and, although further afield, (2 miles, with Longridge being the closest town to this site) the 650 units approved for construction at the Whittingham Park site should also form part of this consideration. It is obvious that the overall number of dwellings bordering our town shall be reliant upon the resources and infrastructure of Longridge and that to not make a further allowance for this within the dwelling allocation for our town would I consider be wholly negligent.

The impact upon the services and infrastructure by the scale of developments proposed by a number of the principle contractors within Longridge and upon its borders should be given due consideration to restricting these in both size and to the type of houses required to meet local requirements

I believe as a community we recognise that a degree of new housing is required but that RVBC needs to exercise a degree of empathy when considering the impact such large scale developments and allocated housing units would have upon our community. The development of the existing brown field sites (as advised within the NPPF as being preferable to the destruction of Greenfield and Greenbelt) in and around Longridge as starter homes / retirement / affordable housing would be of real benefit to those who really need to get on the housing ladder as well as improving the aesthetics of the town itself.

I ask that you and the planning committee make their decisions based on a considered and well thought through basis.

Yours faithfully

A   *e.*

Name & signature



agreed + added
7/7/14

PRN, 8831

28th June 2014

[Redacted]

Ribble Valley Borough Council
Examination Office
Church Walk
Clitheroe
Lancs.
BB7 2RA

For the attention of Mrs Michelle Haworth, Core Strategy Programme Officer

Dear Mrs Haworth,

In response to the recent modifications to the RVBC Core Strategy, which, fundamentally I am in agreement with, I wish to bring to your attention one point for consideration in the developments planned for Longridge.

At the point of finalising the overall number of dwellings proposed for Longridge an adjustment of 200 dwellings was proposed, this to be distributed between 9 other identified settlements within the Borough. This number was ratified during December 2011 to account for the planned development of the Ridings Depot site. Since this time subsequent applications have been made including Gladman Developments for an additional 190 units at this site, a recent application has been lodged for 10 further units at the same site as proposed by Sherwood homes, 78 additional dwellings have already been granted permission at Mosses Farm, Whittingham Lane together with the development of 14 units on Inglewhite Road, these being amongst further granted & planned applications to build dwellings bordering Longridge.

I feel strongly that the Longridge adjustment figure requires due consideration in light of the above and, although further afield, (2 miles, with Longridge being the closest town to this site) the 650 units approved for construction at the Whittingham Park site should also form part of this consideration. It is obvious that the overall number of dwellings bordering our town shall be reliant upon the resources and infrastructure of Longridge and that to not make a further allowance for this within the dwelling allocation for our town would I consider be wholly negligent.

The impact upon the services and infrastructure by the scale of developments proposed by a number of the principle contractors within Longridge and upon its borders should be given due consideration to restricting these in both size and to the type of houses required to meet local requirements

I believe as a community we recognise that a degree of new housing is required but that RVBC needs to exercise a degree of empathy when considering the impact such large scale developments and allocated housing units would have upon our community. The development of the existing brown field sites (as advised within the NPPF as being preferable to the destruction of Greenfield and Greenbelt) in and around Longridge as starter homes / retirement / affordable housing would be of real benefit to those who really need to get on the housing ladder as well as improving the aesthetics of the town itself.

I ask that you and the planning committee make their decisions based on a considered and well thought through basis.

Yours faithfully

[Redacted signature]

Nar

*speed + addid
7/7/14*

PRN. 8832

28th June 2014

Ribble Valley Borough Council
Examination Office
Church Walk
Clitheroe
Lancs.
BB7 2RA

[REDACTED]

For the attention of Mrs Michelle Haworth, Core Strategy Programme Officer

Dear Mrs Haworth,

In response to the recent modifications to the RVBC Core Strategy, which, fundamentally I am in agreement with, I wish to bring to your attention one point for consideration in the developments planned for Longridge.

At the point of finalising the overall number of dwellings proposed for Longridge an adjustment of 200 dwellings was proposed, this to be distributed between 9 other identified settlements within the Borough. This number was ratified during December 2011 to account for the planned development of the Ridings Depot site. Since this time subsequent applications have been made including Gladman Developments for an additional 190 units at this site, a recent application has been lodged for 10 further units at the same site as proposed by Sherwood homes, 78 additional dwellings have already been granted permission at Mosses Farm, Whittingham Lane together with the development of 14 units on Inglewhite Road, these being amongst further granted & planned applications to build dwellings bordering Longridge.

I feel strongly that the Longridge adjustment figure requires due consideration in light of the above and, although further afield, (2 miles, with Longridge being the closest town to this site) the 650 units approved for construction at the Whittingham Park site should also form part of this consideration. It is obvious that the overall number of dwellings bordering our town shall be reliant upon the resources and infrastructure of Longridge and that to not make a further allowance for this within the dwelling allocation for our town would I consider be wholly negligent.

The impact upon the services and infrastructure by the scale of developments proposed by a number of the principle contractors within Longridge and upon its borders should be given due consideration to restricting these in both size and to the type of houses required to meet local requirements

I believe as a community we recognise that a degree of new housing is required but that RVBC needs to exercise a degree of empathy when considering the impact such large scale developments and allocated housing units would have upon our community. The development of the existing brown field sites (as advised within the NPPF as being preferable to the destruction of Greenfield and Greenbelt) in and around Longridge as starter homes / retirement / affordable housing would be of real benefit to those who really need to get on the housing ladder as well as improving the aesthetics of the town itself.

I ask that you and the planning committee make their decisions based on a considered and well thought through basis.

Yours faithfully

[REDACTED]

Name

*exped + addid
7/7/14*

PRN. 8833

28th June 2014

[Redacted]

Ribble Valley Borough Council
Examination Office
Church Walk
Clitheroe
Lancs.
BB7 2RA

For the attention of Mrs Michelle Haworth, Core Strategy Programme Officer

Dear Mrs Haworth,

In response to the recent modifications to the RVBC Core Strategy, which, fundamentally I am in agreement with, I wish to bring to your attention one point for consideration in the developments planned for Longridge.

At the point of finalising the overall number of dwellings proposed for Longridge an adjustment of 200 dwellings was proposed, this to be distributed between 9 other identified settlements within the Borough. This number was ratified during December 2011 to account for the planned development of the Ridings Depot site. Since this time subsequent applications have been made including Gladman Developments for an additional 190 units at this site, a recent application has been lodged for 10 further units at the same site as proposed by Sherwood homes, 78 additional dwellings have already been granted permission at Mosses Farm, Whittingham Lane together with the development of 14 units on Inglewhite Road, these being amongst further granted & planned applications to build dwellings bordering Longridge.

I feel strongly that the Longridge adjustment figure requires due consideration in light of the above and, although further afield, (2 miles, with Longridge being the closest town to this site) the 650 units approved for construction at the Whittingham Park site should also form part of this consideration. It is obvious that the overall number of dwellings bordering our town shall be reliant upon the resources and infrastructure of Longridge and that to not make a further allowance for this within the dwelling allocation for our town would I consider be wholly negligent.

The impact upon the services and infrastructure by the scale of developments proposed by a number of the principle contractors within Longridge and upon its borders should be given due consideration to restricting these in both size and to the type of houses required to meet local requirements

I believe as a community we recognise that a degree of new housing is required but that RVBC needs to exercise a degree of empathy when considering the impact such large scale developments and allocated housing units would have upon our community. The development of the existing brown field sites (as advised within the NPPF as being preferable to the destruction of Greenfield and Greenbelt) in and around Longridge as starter homes / retirement / affordable housing would be of real benefit to those who really need to get on the housing ladder as well as improving the aesthetics of the town itself.

I ask that you and the planning committee make their decisions based on a considered and well thought through basis.

Yours faithfully,
[Redacted]

revised + added
7/7/14

PRN 8834

Ribble Valley Borough Council
Examination Office
Church Walk
Clitheroe
Lancs
BB7 2RA

[REDACTED]

Dear Mrs Haworth,

In response to the recent modifications to the RVBC Core Strategy, which, fundamentally I am in agreement with, I wish to bring to your attention one point for consideration in the developments planned for Longridge.

At the point of finalising the overall number of dwellings proposed for Longridge an adjustment of 200 dwellings was proposed, this to be distributed between 9 other identified settlements within the Borough. This number was ratified during December 2011 to account for the planned development of the Ridings Depot site. Since this time subsequent applications have been made including Gladman Developments for an additional 190 units at this site, a recent application has been lodged for 10 further units at the same site as proposed by Sherwood homes, 78 additional dwellings have already been granted permission at Mosses Farm, Whittingham Lane together with the development of 14 units on Inglewhite Road, these being amongst further granted & planned applications to build dwellings bordering Longridge.

I feel strongly that the Longridge adjustment figure requires due consideration in light of the above and, although further afield, (2 miles, with Longridge being the closest town to this site) the 650 units approved for construction at the Whittingham Park site should also form part of this consideration. It is obvious that the overall number of dwellings bordering our town shall be reliant upon the resources and infrastructure of Longridge and that to not make a further allowance for this within the dwelling allocation for our town would I consider be wholly negligent.

The impact upon the services and infrastructure by the scale of developments proposed by a number of the principle contractors within Longridge and upon its borders should be given due consideration to restricting these in both size and to the type of houses required to meet local requirements.

I believe as a community we recognise that a degree of new housing is required but that RVBC needs to exercise a degree of empathy when considering the impact such large scale developments and allocated housing units would have upon our community. The development of the existing brown field sites (as advised within the NPPF as being preferable to the destruction of Greenfield and Greenbelt) in and around Longridge as starter homes / retirement / affordable housing would be of real benefit to those who really need to get on the housing ladder as well as improving the aesthetics of the town itself.

I ask that you and the planning committee make their decisions based on a considered and well thought through basis.

Yours faithfully

[REDACTED]

copied + added
7/7/14

PRN 8835

Ribble Valley Borough Council
Examination Office
Church Walk
Clitheroe
Lancs
BB7 2RA



Dear Mrs Haworth,

In response to the recent modifications to the RVBC Core Strategy, which, fundamentally I am in agreement with, I wish to bring to your attention one point for consideration in the developments planned for Longridge.

At the point of finalising the overall number of dwellings proposed for Longridge an adjustment of 200 dwellings was proposed, this to be distributed between 9 other identified settlements within the Borough. This number was ratified during December 2011 to account for the planned development of the Ridings Depot site. Since this time subsequent applications have been made including Gladman Developments for an additional 190 units at this site, a recent application has been lodged for 10 further units at the same site as proposed by Sherwood homes, 78 additional dwellings have already been granted permission at Mosses Farm, Whittingham Lane together with the development of 14 units on Inglewhite Road, these being amongst further granted & planned applications to build dwellings bordering Longridge.

I feel strongly that the Longridge adjustment figure requires due consideration in light of the above and, although further afield, (2 miles, with Longridge being the closest town to this site) the 650 units approved for construction at the Whittingham Park site should also form part of this consideration. It is obvious that the overall number of dwellings bordering our town shall be reliant upon the resources and infrastructure of Longridge and that to not make a further allowance for this within the dwelling allocation for our town would I consider be wholly negligent.

The impact upon the services and infrastructure by the scale of developments proposed by a number of the principle contractors within Longridge and upon its borders should be given due consideration to restricting these in both size and to the type of houses required to meet local requirements

I believe as a community we recognise that a degree of new housing is required but that RVBC needs to exercise a degree of empathy when considering the impact such large scale developments and allocated housing units would have upon our community. The development of the existing brown field sites (as advised within the NPPF as being preferable to the destruction of Greenfield and Greenbelt) in and around Longridge as starter homes / retirement / affordable housing would be of real benefit to those who really need to get on the housing ladder as well as improving the aesthetics of the town itself.

I ask that you and the planning committee make their decisions based on a considered and well thought through basis.

Yours faithfully



28th June 2014

*espeed + adid
7/7/14*

PRN 8836

Ribble Valley Borough Council
Examination Office
Church Walk
Clitheroe
Lancs.
BB7 2RA

[REDACTED]

For the attention of Mrs Michelle Haworth, Core Strategy Programme Officer

Dear Mrs Haworth,

In response to the recent modifications to the RVBC Core Strategy, which, fundamentally I am in agreement with, I wish to bring to your attention one point for consideration in the developments planned for Longridge.

At the point of finalising the overall number of dwellings proposed for Longridge an adjustment of 200 dwellings was proposed, this to be distributed between 9 other identified settlements within the Borough. This number was ratified during December 2011 to account for the planned development of the Ridings Depot site. Since this time subsequent applications have been made including Gladman Developments for an additional 190 units at this site, a recent application has been lodged for 10 further units at the same site as proposed by Sherwood homes, 78 additional dwellings have already been granted permission at Mosses Farm, Whittingham Lane together with the development of 14 units on Inglewhite Road, these being amongst further granted & planned applications to build dwellings bordering Longridge.

I feel strongly that the Longridge adjustment figure requires due consideration in light of the above and, although further afield, (2 miles, with Longridge being the closest town to this site) the 650 units approved for construction at the Whittingham Park site should also form part of this consideration. It is obvious that the overall number of dwellings bordering our town shall be reliant upon the resources and infrastructure of Longridge and that to not make a further allowance for this within the dwelling allocation for our town would I consider be wholly negligent.

The impact upon the services and infrastructure by the scale of developments proposed by a number of the principle contractors within Longridge and upon its borders should be given due consideration to restricting these in both size and to the type of houses required to meet local requirements

I believe as a community we recognise that a degree of new housing is required but that RVBC needs to exercise a degree of empathy when considering the impact such large scale developments and allocated housing units would have upon our community. The development of the existing brown field sites (as advised within the NPPF as being preferable to the destruction of Greenfield and Greenbelt) in and around Longridge as starter homes / retirement / affordable housing would be of real benefit to those who really need to get on the housing ladder as well as improving the aesthetics of the town itself.

I ask that you and the planning committee make their decisions based on a considered and well thought through basis.

Yours faithfully

[REDACTED]

[REDACTED]

28th June 2014

*Copied + valid
7/7/14*

PRN 8837

Ribble Valley Borough Council
Examination Office
Church Walk
Clitheroe
Lancs.
BB7 2RA

[REDACTED]

For the attention of Mrs Michelle Haworth, Core Strategy Programme Officer

Dear Mrs Haworth,

In response to the recent modifications to the RVBC Core Strategy, which, fundamentally I am in agreement with, I wish to bring to your attention one point for consideration in the developments planned for Longridge.

At the point of finalising the overall number of dwellings proposed for Longridge an adjustment of 200 dwellings was proposed, this to be distributed between 9 other identified settlements within the Borough. This number was ratified during December 2011 to account for the planned development of the Ridings Depot site. Since this time subsequent applications have been made including Gladman Developments for an additional 190 units at this site, a recent application has been lodged for 10 further units at the same site as proposed by Sherwood homes, 78 additional dwellings have already been granted permission at Mosses Farm, Whittingham Lane together with the development of 14 units on Inglewhite Road, these being amongst further granted & planned applications to build dwellings bordering Longridge.

I feel strongly that the Longridge adjustment figure requires due consideration in light of the above and, although further afield, (2 miles, with Longridge being the closest town to this site) the 650 units approved for construction at the Whittingham Park site should also form part of this consideration. It is obvious that the overall number of dwellings bordering our town shall be reliant upon the resources and infrastructure of Longridge and that to not make a further allowance for this within the dwelling allocation for our town would I consider be wholly negligent.

The impact upon the services and infrastructure by the scale of developments proposed by a number of the principle contractors within Longridge and upon its borders should be given due consideration to restricting these in both size and to the type of houses required to meet local requirements

I believe as a community we recognise that a degree of new housing is required but that RVBC needs to exercise a degree of empathy when considering the impact such large scale developments and allocated housing units would have upon our community. The development of the existing brown field sites (as advised within the NPPF as being preferable to the destruction of Greenfield and Greenbelt) in and around Longridge as starter homes / retirement / affordable housing would be of real benefit to those who really need to get on the housing ladder as well as improving the aesthetics of the town itself.

I ask that you and the planning committee make their decisions based on a considered and well thought through basis.

Yours faithfully

[REDACTED]

[REDACTED]



20th June 2014

*revised + added
7/7/14*

PR. 8839

Ribble Valley Borough Council
Examination Office
Church Walk
Clitheroe
Lancs.
BB7 2RA

[Redacted]

For the attention of Mrs Michelle Haworth, Core Strategy Programme Officer

Dear Mrs Haworth,

In response to the recent modifications to the RVBC Core Strategy, which, fundamentally I am in agreement with, I wish to bring to your attention one point for consideration in the developments planned for Longridge.

At the point of finalising the overall number of dwellings proposed for Longridge an adjustment of 200 dwellings was proposed, this to be distributed between 9 other identified settlements within the Borough. This number was ratified during December 2011 to account for the planned development of the Ridings Depot site. Since this time subsequent applications have been made including Gladman Developments for an additional 190 units at this site, a recent application has been lodged for 10 further units at the same site as proposed by Sherwood homes, 78 additional dwellings have already been granted permission at Mosses Farm, Whittingham Lane together with the development of 14 units on Inglewhite Road, these being amongst further granted & planned applications to build dwellings bordering Longridge.

I feel strongly that the Longridge adjustment figure requires due consideration in light of the above and, although further afield, (2 miles, with Longridge being the closest town to this site) the 650 units approved for construction at the Whittingham Park site should also form part of this consideration. It is obvious that the overall number of dwellings bordering our town shall be reliant upon the resources and infrastructure of Longridge and that to not make a further allowance for this within the dwelling allocation for our town would I consider be wholly negligent.

The impact upon the services and infrastructure by the scale of developments proposed by a number of the principle contractors within Longridge and upon its borders should be given due consideration to restricting these in both size and to the type of houses required to meet local requirements

I believe as a community we recognise that a degree of new housing is required but that RVBC needs to exercise a degree of empathy when considering the impact such large scale developments and allocated housing units would have upon our community. The development of the existing brown field sites (as advised within the NPPF as being preferable to the destruction of Greenfield and Greenbelt) in and around Longridge as starter homes / retirement / affordable housing would be of real benefit to those who really need to get on the housing ladder as well as improving the aesthetics of the town itself.

I ask that you and the planning committee make their decisions based on a considered and well thought through basis.

[Redacted]

*copied + added
7/7/14*

PRW 8840

28th June 2014

[Redacted]

Ribble Valley Borough Council
Examination Office
Church Walk
Clitheroe
Lancs.
BB7 2RA

For the attention of Mrs Michelle Haworth, Core Strategy Programme Officer

Dear Mrs Haworth,

In response to the recent modifications to the RVBC Core Strategy, which, fundamentally I am in agreement with, I wish to bring to your attention one point for consideration in the developments planned for Longridge.

At the point of finalising the overall number of dwellings proposed for Longridge an adjustment of 200 dwellings was proposed, this to be distributed between 9 other identified settlements within the Borough. This number was ratified during December 2011 to account for the planned development of the Ridings Depot site. Since this time subsequent applications have been made including Gladman Developments for an additional 190 units at this site, a recent application has been lodged for 10 further units at the same site as proposed by Sherwood homes, 78 additional dwellings have already been granted permission at Mosses Farm, Whittingham Lane together with the development of 14 units on Inglewhite Road, these being amongst further granted & planned applications to build dwellings bordering Longridge.

I feel strongly that the Longridge adjustment figure requires due consideration in light of the above and, although further afield, (2 miles, with Longridge being the closest town to this site) the 650 units approved for construction at the Whittingham Park site should also form part of this consideration. It is obvious that the overall number of dwellings bordering our town shall be reliant upon the resources and infrastructure of Longridge and that to not make a further allowance for this within the dwelling allocation for our town would I consider be wholly negligent.

The impact upon the services and infrastructure by the scale of developments proposed by a number of the principle contractors within Longridge and upon its borders should be given due consideration to restricting these in both size and to the type of houses required to meet local requirements

I believe as a community we recognise that a degree of new housing is required but that RVBC needs to exercise a degree of empathy when considering the impact such large scale developments and allocated housing units would have upon our community. The development of the existing brown field sites (as advised within the NPPF as being preferable to the destruction of Greenfield and Greenbelt) in and around Longridge as starter homes / retirement / affordable housing would be of real benefit to those who really need to get on the housing ladder as well as improving the aesthetics of the town itself.

I ask that you and the planning committee make their decisions based on a considered and well thought through basis.

[Redacted]

speed + addid
7/7/14

PRN 8841

28th June 2014

[Redacted]

Ribble Valley Borough Council
Examination Office
Church Walk
Clitheroe
Lancs.
BB7 2RA

For the attention of Mrs Michelle Haworth, Core Strategy Programme Officer

Dear Mrs Haworth,

In response to the recent modifications to the RVBC Core Strategy, which, fundamentally I am in agreement with, I wish to bring to your attention one point for consideration in the developments planned for Longridge.

At the point of finalising the overall number of dwellings proposed for Longridge an adjustment of 200 dwellings was proposed, this to be distributed between 9 other identified settlements within the Borough. This number was ratified during December 2011 to account for the planned development of the Ridings Depot site. Since this time subsequent applications have been made including Gladman Developments for an additional 190 units at this site, a recent application has been lodged for 10 further units at the same site as proposed by Sherwood homes, 78 additional dwellings have already been granted permission at Mosses Farm, Whittingham Lane together with the development of 14 units on Inglewhite Road, these being amongst further granted & planned applications to build dwellings bordering Longridge.

I feel strongly that the Longridge adjustment figure requires due consideration in light of the above and, although further afield, (2 miles, with Longridge being the closest town to this site) the 650 units approved for construction at the Whittingham Park site should also form part of this consideration. It is obvious that the overall number of dwellings bordering our town shall be reliant upon the resources and infrastructure of Longridge and that to not make a further allowance for this within the dwelling allocation for our town would I consider be wholly negligent.

The impact upon the services and infrastructure by the scale of developments proposed by a number of the principle contractors within Longridge and upon its borders should be given due consideration to restricting these in both size and to the type of houses required to meet local requirements

I believe as a community we recognise that a degree of new housing is required but that RVBC needs to exercise a degree of empathy when considering the impact such large scale developments and allocated housing units would have upon our community. The development of the existing brown field sites (as advised within the NPPF as being preferable to the destruction of Greenfield and Greenbelt) in and around Longridge as starter homes / retirement / affordable housing would be of real benefit to those who really need to get on the housing ladder as well as improving the aesthetics of the town itself.

I ask that you and the planning committee make their decisions based on a considered and well thought through basis.

Yours faithfully

[Redacted Signature]

N

28th June 2014

Accepted 7/7/14

PRN 8842

NO address for ask it.

Ribble Valley Borough Council
Examination Office
Church Walk
Clitheroe
Lancs.
BB7 2RA

For the attention of Mrs Michelle Haworth, Core Strategy Programme Officer
Dear Mrs Haworth,

In response to the recent modifications to the RVBC Core Strategy, which, fundamentally I am in agreement with, I wish to bring to your attention one point for consideration in the developments planned for Longridge.

At the point of finalising the overall number of dwellings proposed for Longridge an adjustment of 200 dwellings was proposed, this to be distributed between 9 other identified settlements within the Borough. This number was ratified during December 2011 to account for the planned development of the Ridings Depot site. Since this time subsequent applications have been made including Gladman Developments for an additional 190 units at this site, a recent application has been lodged for 10 further units at the same site as proposed by Sherwood homes, 78 additional dwellings have already been granted permission at Mosses Farm, Whittingham Lane together with the development of 14 units on Inglewhite Road, these being amongst further granted & planned applications to build dwellings bordering Longridge.

I feel strongly that the Longridge adjustment figure requires due consideration in light of the above and, although further afield, (2 miles, with Longridge being the closest town to this site) the 650 units approved for construction at the Whittingham Park site should also form part of this consideration. It is obvious that the overall number of dwellings bordering our town shall be reliant upon the resources and infrastructure of Longridge and that to not make a further allowance for this within the dwelling allocation for our town would I consider be wholly negligent.

The impact upon the services and infrastructure by the scale of developments proposed by a number of the principle contractors within Longridge and upon its borders should be given due consideration to restricting these in both size and to the type of houses required to meet local requirements

I believe as a community we recognise that a degree of new housing is required but that RVBC needs to exercise a degree of empathy when considering the impact such large scale developments and allocated housing units would have upon our community. The development of the existing brown field sites (as advised within the NPPF as being preferable to the destruction of Greenfield and Greenbelt) in and around Longridge as starter homes / retirement / affordable housing would be of real benefit to those who really need to get on the housing ladder as well as improving the aesthetics of the town itself.

I ask that you and the planning committee make their decisions based on a considered and well thought through basis.

Yours faithfully,

[Redacted signature area]

28th June 2014

no address for unit

replied 7/7/14

PRN 8843

Ribble Valley Borough Council
Examination Office
Church Walk
Clitheroe
Lancs.
BB7 2RA

For the attention of Mrs Michelle Haworth, Core Strategy Programme Officer

Dear Mrs Haworth,

In response to the recent modifications to the RVBC Core Strategy, which, fundamentally I am in agreement with, I wish to bring to your attention one point for consideration in the developments planned for Longridge.

At the point of finalising the overall number of dwellings proposed for Longridge an adjustment of 200 dwellings was proposed, this to be distributed between 9 other identified settlements within the Borough. This number was ratified during December 2011 to account for the planned development of the Ridings Depot site. Since this time subsequent applications have been made including Gladman Developments for an additional 190 units at this site, a recent application has been lodged for 10 further units at the same site as proposed by Sherwood homes, 78 additional dwellings have already been granted permission at Mosses Farm, Whittingham Lane together with the development of 14 units on Inglewhite Road, these being amongst further granted & planned applications to build dwellings bordering Longridge.

I feel strongly that the Longridge adjustment figure requires due consideration in light of the above and, although further afield, (2 miles, with Longridge being the closest town to this site) the 650 units approved for construction at the Whittingham Park site should also form part of this consideration. It is obvious that the overall number of dwellings bordering our town shall be reliant upon the resources and infrastructure of Longridge and that to not make a further allowance for this within the dwelling allocation for our town would I consider be wholly negligent.

The impact upon the services and infrastructure by the scale of developments proposed by a number of the principle contractors within Longridge and upon its borders should be given due consideration to restricting these in both size and to the type of houses required to meet local requirements

I believe as a community we recognise that a degree of new housing is required but that RVBC needs to exercise a degree of empathy when considering the impact such large scale developments and allocated housing units would have upon our community. The development of the existing brown field sites (as advised within the NPPF as being preferable to the destruction of Greenfield and Greenbelt) in and around Longridge as starter homes / retirement / affordable housing would be of real benefit to those who really need to get on the housing ladder as well as improving the aesthetics of the town itself.

I ask that you and the planning committee make their decisions based on a considered and well thought through basis.

Yours faithfully



This is Longridge. Unacceptable

agreed 7/7/14

PRN. 8844

28th June 2014

*no address for
advt*

Ribble Valley Borough Council
Examination Office
Church Walk
Clitheroe
Lancs.
BB7 2RA

For the attention of Mrs Michelle Haworth, Core Strategy Programme Officer

Dear Mrs Haworth,

In response to the recent modifications to the RVBC Core Strategy, which, fundamentally I am in agreement with, I wish to bring to your attention one point for consideration in the developments planned for Longridge.

At the point of finalising the overall number of dwellings proposed for Longridge an adjustment of 200 dwellings was proposed, this to be distributed between 9 other identified settlements within the Borough. This number was ratified during December 2011 to account for the planned development of the Ridings Depot site. Since this time subsequent applications have been made including Gladman Developments for an additional 190 units at this site, a recent application has been lodged for 10 further units at the same site as proposed by Sherwood homes, 78 additional dwellings have already been granted permission at Mosses Farm, Whittingham Lane together with the development of 14 units on Inglewhite Road, these being amongst further granted & planned applications to build dwellings bordering Longridge.

I feel strongly that the Longridge adjustment figure requires due consideration in light of the above and, although further afield, (2 miles, with Longridge being the closest town to this site) the 650 units approved for construction at the Whittingham Park site should also form part of this consideration. It is obvious that the overall number of dwellings bordering our town shall be reliant upon the resources and infrastructure of Longridge and that to not make a further allowance for this within the dwelling allocation for our town would I consider be wholly negligent.

The impact upon the services and infrastructure by the scale of developments proposed by a number of the principle contractors within Longridge and upon its borders should be given due consideration to restricting these in both size and to the type of houses required to meet local requirements

I believe as a community we recognise that a degree of new housing is required but that RVBC needs to exercise a degree of empathy when considering the impact such large scale developments and allocated housing units would have upon our community. The development of the existing brown field sites (as advised within the NPPF as being preferable to the destruction of Greenfield and Greenbelt) in and around Longridge as starter homes / retirement / affordable housing would be of real benefit to those who really need to get on the housing ladder as well as improving the aesthetics of the town itself.

I ask that you and the planning committee make their decisions based on a considered and well thought through basis.

Yours faithfully

[Redacted signature]

[Redacted signature]

8/7/14

PRN. 8845

28th June 2014

no address for unit

Ribble Valley Borough Council
Examination Office
Church Walk
Clitheroe
Lancs.
BB7 2RA

For the attention of Mrs Michelle Haworth, Core Strategy Programme Officer

Dear Mrs Haworth,

In response to the recent modifications to the RVBC Core Strategy, which, fundamentally I am in agreement with, I wish to bring to your attention one point for consideration in the developments planned for Longridge.

At the point of finalising the overall number of dwellings proposed for Longridge an adjustment of 200 dwellings was proposed, this to be distributed between 9 other identified settlements within the Borough. This number was ratified during December 2011 to account for the planned development of the Ridings Depot site. Since this time subsequent applications have been made including Gladman Developments for an additional 190 units at this site, a recent application has been lodged for 10 further units at the same site as proposed by Sherwood homes, 78 additional dwellings have already been granted permission at Mosses Farm, Whittingham Lane together with the development of 14 units on Inglewhite Road, these being amongst further granted & planned applications to build dwellings bordering Longridge.

I feel strongly that the Longridge adjustment figure requires due consideration in light of the above and, although further afield, (2 miles, with Longridge being the closest town to this site) the 650 units approved for construction at the Whittingham Park site should also form part of this consideration. It is obvious that the overall number of dwellings bordering our town shall be reliant upon the resources and infrastructure of Longridge and that to not make a further allowance for this within the dwelling allocation for our town would I consider be wholly negligent.

The impact upon the services and infrastructure by the scale of developments proposed by a number of the principle contractors within Longridge and upon its borders should be given due consideration to restricting these in both size and to the type of houses required to meet local requirements

I believe, as a community we recognise that a degree of new housing is required but that RVBC needs to exercise a degree of empathy when considering the impact such large scale developments and allocated housing units would have upon our community. The development of the existing brown field sites (as advised within the NPPF as being preferable to the destruction of Greenfield and Greenbelt) in and around Longridge as starter homes / retirement / affordable housing would be of real benefit to those who really need to get on the housing ladder as well as improving the aesthetics of the town itself.

I ask that you and the planning committee make their decisions based on a considered and well thought through basis.

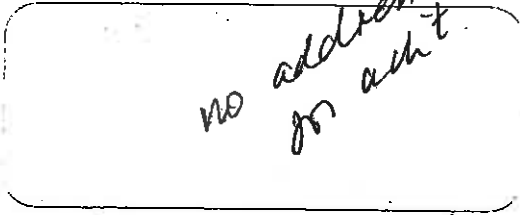
Yours faithfully

[Redacted signature area]

Copied 7/7/14

ARN. 8846

28th June 2014



Ribble Valley Borough Council
Examination Office
Church Walk
Clitheroe
Lancs.
BB7 2RA

For the attention of Mrs Michelle Haworth, Core Strategy Programme Officer

Dear Mrs Haworth,

In response to the recent modifications to the RVBC Core Strategy, which, fundamentally I am in agreement with, I wish to bring to your attention one point for consideration in the developments planned for Longridge.

At the point of finalising the overall number of dwellings proposed for Longridge an adjustment of 200 dwellings was proposed, this to be distributed between 9 other identified settlements within the Borough. This number was ratified during December 2011 to account for the planned development of the Ridings Depot site. Since this time subsequent applications have been made including Gladman Developments for an additional 190 units at this site, a recent application has been lodged for 10 further units at the same site as proposed by Sherwood homes, 78 additional dwellings have already been granted permission at Mosses Farm, Whittingham Lane together with the development of 14 units on Inglewhite Road, these being amongst further granted & planned applications to build dwellings bordering Longridge.

I feel strongly that the Longridge adjustment figure requires due consideration in light of the above and, although further afield, (2 miles, with Longridge being the closest town to this site) the 650 units approved for construction at the Whittingham Park site should also form part of this consideration. It is obvious that the overall number of dwellings bordering our town shall be reliant upon the resources and infrastructure of Longridge and that to not make a further allowance for this within the dwelling allocation for our town would I consider be wholly negligent.

The impact upon the services and infrastructure by the scale of developments proposed by a number of the principle contractors within Longridge and upon its borders should be given due consideration to restricting these in both size and to the type of houses required to meet local requirements

I believe as a community we recognise that a degree of new housing is required but that RVBC needs to exercise a degree of empathy when considering the impact such large scale developments and allocated housing units would have upon our community. The development of the existing brown field sites (as advised within the NPPF as being preferable to the destruction of Greenfield and Greenbelt) in and around Longridge as starter homes / retirement / affordable housing would be of real benefit to those who really need to get on the housing ladder as well as improving the aesthetics of the town itself.

I ask that you and the planning committee make their decisions based on a considered and well thought through basis.

Yours faithfully

Longridge

Copied 7/7/14

PRN 8847

28th June 2014

no address for unit

Ribble Valley Borough Council
Examination Office
Church Walk
Clitheroe
Lancs.
BB7 2RA

For the attention of Mrs Michelle Haworth, Core Strategy Programme Officer

Dear Mrs Haworth,

In response to the recent modifications to the RVBC Core Strategy, which, fundamentally I am in agreement with, I wish to bring to your attention one point for consideration in the developments planned for Longridge:

At the point of finalising the overall number of dwellings proposed for Longridge an adjustment of 200 dwellings was proposed, this to be distributed between 9 other identified settlements within the Borough. This number was ratified during December 2011 to account for the planned development of the Ridings Depot site. Since this time subsequent applications have been made including Gladman Developments for an additional 190 units at this site, a recent application has been lodged for 10 further units at the same site as proposed by Sherwood homes, 78 additional dwellings have already been granted permission at Mosses Farm, Whittingham Lane together with the development of 14 units on Inglewhite Road, these being amongst further granted & planned applications to build dwellings bordering Longridge.

I feel strongly that the Longridge adjustment figure requires due consideration in light of the above and, although further afield, (2 miles, with Longridge being the closest town to this site) the 650 units approved for construction at the Whittingham Park site should also form part of this consideration. It is obvious that the overall number of dwellings bordering our town shall be reliant upon the resources and infrastructure of Longridge and that to not make a further allowance for this within the dwelling allocation for our town would I consider be wholly negligent.

The impact upon the services and infrastructure by the scale of developments proposed by a number of the principle contractors within Longridge and upon its borders should be given due consideration to restricting these in both size and to the type of houses required to meet local requirements

I believe as a community we recognise that a degree of new housing is required but that RVBC needs to exercise a degree of empathy when considering the impact such large scale developments and allocated housing units would have upon our community. The development of the existing brown field sites (as advised within the NPPF as being preferable to the destruction of Greenfield and Greenbelt) in and around Longridge as starter homes / retirement / affordable housing would be of real benefit to those who really need to get on the housing ladder as well as improving the aesthetics of the town itself.

I ask that you and the planning committee make their decisions based on a considered and well thought through basis.

Yours faithfully

[Redacted signature]

[Redacted signature]

Longridge

28th June 2014

agreed 7/7/14
+ valid

PAR. 8848

Ribble Valley Borough Council
Examination Office
Church Walk
Clitheroe
Lancs.
BB7 2RA

[REDACTED]

For the attention of Mrs Michelle Haworth, Core Strategy Programme Officer

Dear Mrs Haworth,

In response to the recent modifications to the RVBC Core Strategy, which, fundamentally I am in agreement with, I wish to bring to your attention one point for consideration in the developments planned for Longridge.

At the point of finalising the overall number of dwellings proposed for Longridge an adjustment of 200 dwellings, was proposed, this to be distributed between 9 other identified settlements within the Borough. This number was ratified during December 2011 to account for the planned development of the Ridings Depot site. Since this time subsequent applications have been made including Gladman Developments for an additional 190 units at this site, a recent application has been lodged for 10 further units at the same site as proposed by Sherwood homes, 78 additional dwellings have already been granted permission at Mosses Farm, Whittingham Lane together with the development of 14 units on Inglewhite Road, these being amongst further granted & planned applications to build dwellings bordering Longridge.

I feel strongly that the Longridge adjustment figure requires due consideration in light of the above and, although further afield, (2 miles, with Longridge being the closest town to this site) the 650 units approved for construction at the Whittingham Park site should also form part of this consideration. It is obvious that the overall number of dwellings bordering our town shall be reliant upon the resources and infrastructure of Longridge and that to not make a further allowance for this within the dwelling allocation for our town would I consider be wholly negligent.

The impact upon the services and infrastructure by the scale of developments proposed by a number of the principle contractors within Longridge and upon its borders should be given due consideration to restricting these in both size and to the type of houses required to meet local requirements

I believe as a community we recognise that a degree of new housing is required but that RVBC needs to exercise a degree of empathy when considering the impact such large scale developments and allocated housing units would have upon our community. The development of the existing brown field sites (as advised within the NPPF as being preferable to the destruction of Greenfield and Greenbelt) in and around Longridge as starter homes / retirement / affordable housing would be of real benefit to those who really need to get on the housing ladder as well as improving the aesthetics of the town itself.

I ask that you and the planning committee make their decisions based on a considered and well thought through basis.

Yours faithfully

[REDACTED]

[REDACTED]

28th June 2014

Copy sent 7/7/14
+ added

PRN. 8849

Ribble Valley Borough Council
Examination Office
Church Walk
Clitheroe
Lancs.
BB7 2RA

[REDACTED]

For the attention of Mrs Michelle Haworth, Core Strategy Programme Officer

Dear Mrs Haworth,

In response to the recent modifications to the RVBC Core Strategy, which, fundamentally I am in agreement with, I wish to bring to your attention one point for consideration in the developments planned for Longridge.

At the point of finalising the overall number of dwellings proposed for Longridge an adjustment of 200 dwellings was proposed, this to be distributed between 9 other identified settlements within the Borough. This number was ratified during December 2011 to account for the planned development of the Ridings Depot site. Since this time subsequent applications have been made including Gladman Developments for an additional 190 units at this site, a recent application has been lodged for 10 further units at the same site as proposed by Sherwood homes, 78 additional dwellings have already been granted permission at Mosses Farm, Whittingham Lane together with the development of 14 units on Inglewhite Road, these being amongst further granted & planned applications to build dwellings bordering Longridge.

I feel strongly that the Longridge adjustment figure requires due consideration in light of the above and, although further afield, (2 miles, with Longridge being the closest town to this site) the 650 units approved for construction at the Whittingham Park site should also form part of this consideration. It is obvious that the overall number of dwellings bordering our town shall be reliant upon the resources and infrastructure of Longridge and that to not make a further allowance for this within the dwelling allocation for our town would I consider be wholly negligent.

The impact upon the services and infrastructure by the scale of developments proposed by a number of the principle contractors within Longridge and upon its borders should be given due consideration to restricting these in both size and to the type of houses required to meet local requirements

I believe as a community we recognise that a degree of new housing is required but that RVBC needs to exercise a degree of empathy when considering the impact such large scale developments and allocated housing units would have upon our community. The development of the existing brown field sites (as advised within the NPPF as being preferable to the destruction of Greenfield and Greenbelt) in and around Longridge as starter homes / retirement / affordable housing would be of real benefit to those who really need to get on the housing ladder as well as improving the aesthetics of the town itself.

I ask that you and the planning committee make their decisions based on a considered and well thought through basis.

Yours faithfully

[REDACTED]

[REDACTED]

28th June 2014

*speed + adid
7/7/14*

PAR - 8857

Ribble Valley Borough Council
Examination Office
Church Walk
Clitheroe
Lancs.
BB7 2RA

[REDACTED]

[REDACTED]

[REDACTED]

For the attention of Mrs Michelle Haworth, Core Strategy Programme Officer

Dear Mrs Haworth,

In response to the recent modifications to the RVBC Core Strategy, which, fundamentally I am in agreement with, I wish to bring to your attention one point for consideration in the developments planned for Longridge.

At the point of finalising the overall number of dwellings proposed for Longridge an adjustment of 200 dwellings was proposed, this to be distributed between 9 other identified settlements within the Borough. This number was ratified during December 2011 to account for the planned development of the Ridings Depot site. Since this time subsequent applications have been made including Gladman Developments for an additional 190 units at this site, a recent application has been lodged for 10 further units at the same site as proposed by Sherwood homes, 78 additional dwellings have already been granted permission at Mosses Farm, Whittingham Lane together with the development of 14 units on Inglewhite Road, these being amongst further granted & planned applications to build dwellings bordering Longridge.

I feel strongly that the Longridge adjustment figure requires due consideration in light of the above and, although further afield, (2 miles, with Longridge being the closest town to this site) the 650 units approved for construction at the Whittingham Park site should also form part of this consideration. It is obvious that the overall number of dwellings bordering our town shall be reliant upon the resources and infrastructure of Longridge and that to not make a further allowance for this within the dwelling allocation for our town would I consider be wholly negligent.

The impact upon the services and infrastructure by the scale of developments proposed by a number of the principle contractors within Longridge and upon its borders should be given due consideration to restricting these in both size and to the type of houses required to meet local requirements

I believe as a community we recognise that a degree of new housing is required but that RVBC needs to exercise a degree of empathy when considering the impact such large scale developments and allocated housing units would have upon our community. The development of the existing brown field sites (as advised within the NPPF as being preferable to the destruction of Greenfield and Greenbelt) in and around Longridge as starter homes / retirement / affordable housing would be of real benefit to those who really need to get on the housing ladder as well as improving the aesthetics of the town itself.

I ask that you and the planning committee make their decisions based on a considered and well thought through basis.

Yours faithfully

[REDACTED]

[REDACTED]

Copy + add
7/7/14

PRN 8852

28th June 2014

[Redacted]

Ribble Valley Borough Council
Examination Office
Church Walk
Clitheroe
Lancs.
BB7 2RA

For the attention of Mrs Michelle Haworth, Core Strategy Programme Officer

Dear Mrs Haworth,

In response to the recent modifications to the RVBC Core Strategy, which, fundamentally I am in agreement with, I wish to bring to your attention one point for consideration in the developments planned for Longridge.

At the point of finalising the overall number of dwellings proposed for Longridge an adjustment of 200 dwellings was proposed, this to be distributed between 9 other identified settlements within the Borough. This number was ratified during December 2011 to account for the planned development of the Ridings Depot site. Since this time subsequent applications have been made including Gladman Developments for an additional 190 units at this site, a recent application has been lodged for 10 further units at the same site as proposed by Sherwood homes, 78 additional dwellings have already been granted permission at Mosses Farm, Whittingham Lane together with the development of 14 units on Inglewhite Road, these being amongst further granted & planned applications to build dwellings bordering Longridge.

I feel strongly that the Longridge adjustment figure requires due consideration in light of the above and, although further afield, (2 miles, with Longridge being the closest town to this site) the 650 units approved for construction at the Whittingham Park site should also form part of this consideration. It is obvious that the overall number of dwellings bordering our town shall be reliant upon the resources and infrastructure of Longridge and that to not make a further allowance for this within the dwelling allocation for our town would I consider be wholly negligent.

The impact upon the services and infrastructure by the scale of developments proposed by a number of the principle contractors within Longridge and upon its borders should be given due consideration to restricting these in both size and to the type of houses required to meet local requirements

I believe as a community we recognise that a degree of new housing is required but that RVBC needs to exercise a degree of empathy when considering the impact such large scale developments and allocated housing units would have upon our community. The development of the existing brown field sites (as advised within the NPPF as being preferable to the destruction of Greenfield and Greenbelt) in and around Longridge as starter homes / retirement / affordable housing would be of real benefit to those who really need to get on the housing ladder as well as improving the aesthetics of the town itself.

I ask that you and the planning committee make their decisions based on a considered and well thought through basis.

Yours faithfully

[Redacted signature]

28th June 2014

no address for
advt

agreed 7/7/14

PRN, 8853

Ribble Valley Borough Council
Examination Office
Church Walk
Clitheroe,
Lancs.
BB7 2RA

For the attention of Mrs Michelle Haworth, Core Strategy Programme Officer

Dear Mrs Haworth,

In response to the recent modifications to the RVBC Core Strategy, which, fundamentally I am in agreement with, I wish to bring to your attention one point for consideration in the developments planned for Longridge.

At the point of finalising the overall number of dwellings proposed for Longridge an adjustment of 200 dwellings was proposed, this to be distributed between 9 other identified settlements within the Borough. This number was ratified during December 2011 to account for the planned development of the Ridings Depot site. Since this time subsequent applications have been made including Gladman Developments for an additional 190 units at this site, a recent application has been lodged for 10 further units at the same site as proposed by Sherwood homes, 78 additional dwellings have already been granted permission at Mosses Farm, Whittingham Lane together with the development of 14 units on Inglewhite Road, these being amongst further granted & planned applications to build dwellings bordering Longridge.

I feel strongly that the Longridge adjustment figure requires due consideration in light of the above and, although further afield, (2 miles, with Longridge being the closest town to this site) the 650 units approved for construction at the Whittingham Park site should also form part of this consideration. It is obvious that the overall number of dwellings bordering our town shall be reliant upon the resources and infrastructure of Longridge and that to not make a further allowance for this within the dwelling allocation for our town would I consider be wholly negligent.

The impact upon the services and infrastructure by the scale of developments proposed by a number of the principle contractors within Longridge and upon its borders should be given due consideration to restricting these in both size and to the type of houses required to meet local requirements

I believe as a community we recognise that a degree of new housing is required but that RVBC needs to exercise a degree of empathy when considering the impact such large scale developments and allocated housing units would have upon our community. The development of the existing brown field sites (as advised within the NPPF as being preferable to the destruction of Greenfield and Greenbelt) in and around Longridge as starter homes / retirement / affordable housing would be of real benefit to those who really need to get on the housing ladder as well as improving the aesthetics of the town itself.

I ask that you and the planning committee make their decisions based on a considered and well thought through basis.

Yours faithfully



28th June 2014

*copied to
adit 7/7/14*

PRN 8854

Ribble Valley Borough Council
Examination Office
Church Walk
Clitheroe
Lancs.
BB7 2RA

[REDACTED]
[REDACTED]
[REDACTED]

For the attention of Mrs Michelle Haworth, Core Strategy Programme Officer

Dear Mrs Haworth,

In response to the recent modifications to the RVBC Core Strategy, which, fundamentally I am in agreement with, I wish to bring to your attention one point for consideration in the developments planned for Longridge.

At the point of finalising the overall number of dwellings proposed for Longridge an adjustment of 200 dwellings was proposed, this to be distributed between 9 other identified settlements within the Borough. This number was ratified during December 2011 to account for the planned development of the Ridings Depot site. Since this time subsequent applications have been made including Gladman Developments for an additional 190 units at this site, a recent application has been lodged for 10 further units at the same site as proposed by Sherwood homes, 78 additional dwellings have already been granted permission at Mosses Farm, Whittingham Lane together with the development of 14 units on Inglewhite Road, these being amongst further granted & planned applications to build dwellings bordering Longridge.

I feel strongly that the Longridge adjustment figure requires due consideration in light of the above and, although further afield, (2 miles, with Longridge being the closest town to this site) the 650 units approved for construction at the Whittingham Park site should also form part of this consideration. It is obvious that the overall number of dwellings bordering our town shall be reliant upon the resources and infrastructure of Longridge and that to not make a further allowance for this within the dwelling allocation for our town would I consider be wholly negligent.

The impact upon the services and infrastructure by the scale of developments proposed by a number of the principle contractors within Longridge and upon its borders should be given due consideration to restricting these in both size and to the type of houses required to meet local requirements

I believe as a community we recognise that a degree of new housing is required but that RVBC needs to exercise a degree of empathy when considering the impact such large scale developments and allocated housing units would have upon our community. The development of the existing brown field sites (as advised within the NPPF as being preferable to the destruction of Greenfield and Greenbelt) in and around Longridge as starter homes / retirement / affordable housing would be of real benefit to those who really need to get on the housing ladder as well as improving the aesthetics of the town itself.

I ask that you and the planning committee make their decisions based on a considered and well thought through basis.

Yours faithfully

[REDACTED]
[REDACTED]

28th June 2014

*no address
sent*

agreed 7/7/14

PRN - 8855

Ribble Valley Borough Council
Examination Office
Church Walk
Clitheroe
Lancs.
BB7 2RA

For the attention of Mrs Michelle Haworth, Core Strategy Programme Officer

Dear Mrs Haworth,

In response to the recent modifications to the RVBC Core Strategy, which, fundamentally I am in agreement with, I wish to bring to your attention one point for consideration in the developments planned for Longridge.

At the point of finalising the overall number of dwellings proposed for Longridge an adjustment of 200 dwellings was proposed, this to be distributed between 9 other identified settlements within the Borough. This number was ratified during December 2011 to account for the planned development of the Ridings Depot site. Since this time subsequent applications have been made including Gladman Developments for an additional 190 units at this site, a recent application has been lodged for 10 further units at the same site as proposed by Sherwood homes, 78 additional dwellings have already been granted permission at Mosses Farm, Whittingham Lane together with the development of 14 units on Inglewhite Road, these being amongst further granted & planned applications to build dwellings bordering Longridge.

I feel strongly that the Longridge adjustment figure requires due consideration in light of the above and, although further afield, (2 miles, with Longridge being the closest town to this site) the 650 units approved for construction at the Whittingham Park site should also form part of this consideration. It is obvious that the overall number of dwellings bordering our town shall be reliant upon the resources and infrastructure of Longridge and that to not make a further allowance for this within the dwelling allocation for our town would I consider be wholly negligent.

The impact upon the services and infrastructure by the scale of developments proposed by a number of the principle contractors within Longridge and upon its borders should be given due consideration to restricting these in both size and to the type of houses required to meet local requirements

I believe as a community we recognise that a degree of new housing is required but that RVBC needs to exercise a degree of empathy when considering the impact such large scale developments and allocated housing units would have upon our community. The development of the existing brown field sites (as advised within the NPPF as being preferable to the destruction of Greenfield and Greenbelt) in and around Longridge as starter homes / retirement / affordable housing would be of real benefit to those who really need to get on the housing ladder as well as improving the aesthetics of the town itself.

I ask that you and the planning committee make their decisions based on a considered and well thought through basis.

Yours faithfully



N

exped. failed
2/2/14

MRW 8856

28th June 2014

Ribble Valley Borough Council
Examination Office
Church Walk
Clitheroe
Lancs.
BB7 2RA

[REDACTED]

For the attention of Mrs Michelle Haworth, Core Strategy Programme Officer

Dear Mrs Haworth,

In response to the recent modifications to the RVBC Core Strategy, which, fundamentally I am in agreement with, I wish to bring to your attention one point for consideration in the developments planned for Longridge.

At the point of finalising the overall number of dwellings proposed for Longridge an adjustment of 200 dwellings was proposed, this to be distributed between 9 other identified settlements within the Borough. This number was ratified during December 2011 to account for the planned development of the Ridings Depot site. Since this time subsequent applications have been made including Gladman Developments for an additional 190 units at this site, a recent application has been lodged for 10 further units at the same site as proposed by Sherwood homes, 78 additional dwellings have already been granted permission at Mosses Farm, Whittingham Lane together with the development of 14 units on Inglewhite Road, these being amongst further granted & planned applications to build dwellings bordering Longridge.

I feel strongly that the Longridge adjustment figure requires due consideration in light of the above and, although further afield, (2 miles, with Longridge being the closest town to this site) the 650 units approved for construction at the Whittingham Park site should also form part of this consideration. It is obvious that the overall number of dwellings bordering our town shall be reliant upon the resources and infrastructure of Longridge and that to not make a further allowance for this within the dwelling allocation for our town would I consider be wholly negligent.

The impact upon the services and infrastructure by the scale of developments proposed by a number of the principle contractors within Longridge and upon its borders should be given due consideration to restricting these in both size and to the type of houses required to meet local requirements

I believe as a community we recognise that a degree of new housing is required but that RVBC needs to exercise a degree of empathy when considering the impact such large scale developments and allocated housing units would have upon our community. The development of the existing brown field sites (as advised within the NPPF as being preferable to the destruction of Greenfield and Greenbelt) in and around Longridge as starter homes / retirement / affordable housing would be of real benefit to those who really need to get on the housing ladder as well as improving the aesthetics of the town itself.

I ask that you and the planning committee make their decisions based on a considered and well thought through basis.

Yours faithfully

[REDACTED]

28th June 2014

no address for
adit

expid + ~~adit~~
7/7/14

PRN. 8857

Ribble Valley Borough Council
Examination Office
Church Walk
Clitheroe
Lancs.
BB7 2RA

For the attention of Mrs Michelle Haworth, Core Strategy Programme Officer

Dear Mrs Haworth,

In response to the recent modifications to the RVBC Core Strategy, which, fundamentally I am in agreement with, I wish to bring to your attention one point for consideration in the developments planned for Longridge.

At the point of finalising the overall number of dwellings proposed for Longridge an adjustment of 200 dwellings was proposed, this to be distributed between 9 other identified settlements within the Borough. This number was ratified during December 2011 to account for the planned development of the Ridings Depot site. Since this time subsequent applications have been made including Gladman Developments for an additional 190 units at this site, a recent application has been lodged for 10 further units at the same site as proposed by Sherwood homes, 78 additional dwellings have already been granted permission at Mosses Farm, Whittingham Lane together with the development of 14 units on Inglewhite Road, these being amongst further granted & planned applications to build dwellings bordering Longridge.

I feel strongly that the Longridge adjustment figure requires due consideration in light of the above and, although further afield, (2 miles, with Longridge being the closest town to this site) the 650 units approved for construction at the Whittingham Park site should also form part of this consideration. It is obvious that the overall number of dwellings bordering our town shall be reliant upon the resources and infrastructure of Longridge and that to not make a further allowance for this within the dwelling allocation for our town would I consider be wholly negligent.

The impact upon the services and infrastructure by the scale of developments proposed by a number of the principle contractors within Longridge and upon its borders should be given due consideration to restricting these in both size and to the type of houses required to meet local requirements

I believe as a community we recognise that a degree of new housing is required but that RVBC needs to exercise a degree of empathy when considering the impact such large scale developments and allocated housing units would have upon our community. The development of the existing brown field sites (as advised within the NPPF as being preferable to the destruction of Greenfield and Greenbelt) in and around Longridge as starter homes / retirement / affordable housing would be of real benefit to those who really need to get on the housing ladder as well as improving the aesthetics of the town itself.

I ask that you and the planning committee make their decisions based on a considered and well thought through basis.

Yours faithfully

[Redacted signature]

28th June 2014

agreed + valid 7/7/14

PRN 8858

Ribble Valley Borough Council
Examination Office
Church Walk
Clitheroe
Lancs.
BB7 2RA

For the attention of Mrs Michelle Haworth, Core Strategy Programme Officer

Dear Mrs Haworth,

In response to the recent modifications to the RVBC Core Strategy, which, fundamentally I am in agreement with, I wish to bring to your attention one point for consideration in the developments planned for Longridge.

At the point of finalising the overall number of dwellings proposed for Longridge an adjustment of 200 dwellings was proposed, this to be distributed between 9 other identified settlements within the Borough. This number was ratified during December 2011 to account for the planned development of the Ridings Depot site. Since this time subsequent applications have been made including Gladman Developments for an additional 190 units at this site, a recent application has been lodged for 10 further units at the same site as proposed by Sherwood homes, 78 additional dwellings have already been granted permission at Mosses Farm, Whittingham Lane together with the development of 14 units on Inglewhite Road, these being amongst further granted & planned applications to build dwellings bordering Longridge.

I feel strongly that the Longridge adjustment figure requires due consideration in light of the above and, although further afield, (2 miles, with Longridge being the closest town to this site) the 650 units approved for construction at the Whittingham Park site should also form part of this consideration. It is obvious that the overall number of dwellings bordering our town shall be reliant upon the resources and infrastructure of Longridge and that to not make a further allowance for this within the dwelling allocation for our town would I consider be wholly negligent.

The impact upon the services and infrastructure by the scale of developments proposed by a number of the principle contractors within Longridge and upon its borders should be given due consideration to restricting these in both size and to the type of houses required to meet local requirements

I believe as a community we recognise that a degree of new housing is required but that RVBC needs to exercise a degree of empathy when considering the impact such large scale developments and allocated housing units would have upon our community. The development of the existing brown field sites (as advised within the NPPF as being preferable to the destruction of Greenfield and Greenbelt) in and around Longridge as starter homes / retirement / affordable housing would be of real benefit to those who really need to get on the housing ladder as well as improving the aesthetics of the town itself.

I ask that you and the planning committee make their decisions based on a considered and well thought through basis.

Yours faithfully

[Redacted signature area]



rec'd 7/7/14

PRN 8859

28th June 2014

no address for act

Ribble Valley Borough Council
Examination Office
Church Walk
Clitheroe
Lancs.
BB7 2RA

For the attention of Mrs Michelle Haworth, Core Strategy Programme Officer

Dear Mrs Haworth,

In response to the recent modifications to the RVBC Core Strategy, which, fundamentally I am in agreement with, I wish to bring to your attention one point for consideration in the developments planned for Longridge.

At the point of finalising the overall number of dwellings proposed for Longridge an adjustment of 200 dwellings was proposed, this to be distributed between 9 other identified settlements within the Borough. This number was ratified during December 2011 to account for the planned development of the Ridings Depot site. Since this time subsequent applications have been made including Gladman Developments for an additional 190 units at this site, a recent application has been lodged for 10 further units at the same site as proposed by Sherwood homes, 78 additional dwellings have already been granted permission at Mosses Farm, Whittingham Lane together with the development of 14 units on Inglewhite Road, these being amongst further granted & planned applications to build dwellings bordering Longridge.

I feel strongly that the Longridge adjustment figure requires due consideration in light of the above and, although further afield, (2 miles, with Longridge being the closest town to this site) the 650 units approved for construction at the Whittingham Park site should also form part of this consideration. It is obvious that the overall number of dwellings bordering our town shall be reliant upon the resources and infrastructure of Longridge and that to not make a further allowance for this within the dwelling allocation for our town would I consider be wholly negligent.

The impact upon the services and infrastructure by the scale of developments proposed by a number of the principle contractors within Longridge and upon its borders should be given due consideration to restricting these in both size and to the type of houses required to meet local requirements

I believe as a community we recognise that a degree of new housing is required but that RVBC needs to exercise a degree of empathy when considering the impact such large scale developments and allocated housing units would have upon our community. The development of the existing brown field sites (as advised within the NPPF as being preferable to the destruction of Greenfield and Greenbelt) in and around Longridge as starter homes / retirement / affordable housing would be of real benefit to those who really need to get on the housing ladder as well as improving the aesthetics of the town itself.

I ask that you and the planning committee make their decisions based on a considered and well thought through basis.

Yours faithfully

[Redacted signature]

28th June 2014

*Copied + add'd
2/7/14*

PN - 8860

Ribble Valley Borough Council
Examination Office
Church Walk
Clitheroe
Lancs.
BB7 2RA

[REDACTED]

[REDACTED]

For the attention of Mrs Michelle Haworth, Core Strategy Programme Officer

Dear Mrs Haworth,

In response to the recent modifications to the RVBC Core Strategy, which, fundamentally I am in agreement with, I wish to bring to your attention one point for consideration in the developments planned for Longridge.

At the point of finalising the overall number of dwellings proposed for Longridge an adjustment of 200 dwellings was proposed, this to be distributed between 9 other identified settlements within the Borough. This number was ratified during December 2011 to account for the planned development of the Ridings Depot site. Since this time subsequent applications have been made including Gladman Developments for an additional 190 units at this site, a recent application has been lodged for 10 further units at the same site as proposed by Sherwood homes, 78 additional dwellings have already been granted permission at Mosses Farm, Whittingham Lane together with the development of 14 units on Inglewhite Road, these being amongst further granted & planned applications to build dwellings bordering Longridge.

I feel strongly that the Longridge adjustment figure requires due consideration in light of the above and, although further afield, (2 miles, with Longridge being the closest town to this site) the 650 units approved for construction at the Whittingham Park site should also form part of this consideration. It is obvious that the overall number of dwellings bordering our town shall be reliant upon the resources and infrastructure of Longridge and that to not make a further allowance for this within the dwelling allocation for our town would I consider be wholly negligent.

The impact upon the services and infrastructure by the scale of developments proposed by a number of the principle contractors within Longridge and upon its borders should be given due consideration to restricting these in both size and to the type of houses required to meet local requirements

I believe as a community we recognise that a degree of new housing is required but that RVBC needs to exercise a degree of empathy when considering the impact such large scale developments and allocated housing units would have upon our community. The development of the existing brown field sites (as advised within the NPPF as being preferable to the destruction of Greenfield and Greenbelt) in and around Longridge as starter homes / retirement / affordable housing would be of real benefit to those who really need to get on the housing ladder as well as improving the aesthetics of the town itself.

I ask that you and the planning committee make their decisions based on a considered and well thought through basis.

Yours faithfully

[REDACTED]

[REDACTED]

28th June 2014

Cyril Todd
9/7/14

PRN 8861.1

Ribble Valley Borough Council
Examination Office
Church Walk
Clitheroe
Lancs.
BB7 2RA

[REDACTED]

For the attention of Mrs Michelle Haworth, Core Strategy Programme Officer

Dear Mrs Haworth,

In response to the recent modifications to the RVBC Core Strategy, which, fundamentally I am in agreement with, I wish to bring to your attention one point for consideration in the developments planned for Longridge.

At the point of finalising the overall number of dwellings proposed for Longridge an adjustment of 200 dwellings was proposed, this to be distributed between 9 other identified settlements within the Borough. This number was ratified during December 2011 to account for the planned development of the Ridings Depot site. Since this time subsequent applications have been made including Gladman Developments for an additional 190 units at this site, a recent application has been lodged for 10 further units at the same site as proposed by Sherwood homes, 78 additional dwellings have already been granted permission at Mosses Farm, Whittingham Lane together with the development of 14 units on Inglewhite Road, these being amongst further granted & planned applications to build dwellings bordering Longridge.

I feel strongly that the Longridge adjustment figure requires due consideration in light of the above and, although further afield, (2 miles, with Longridge being the closest town to this site) the 650 units approved for construction at the Whittingham Park site should also form part of this consideration. It is obvious that the overall number of dwellings bordering our town shall be reliant upon the resources and infrastructure of Longridge and that to not make a further allowance for this within the dwelling allocation for our town would I consider be wholly negligent.

The impact upon the services and infrastructure by the scale of developments proposed by a number of the principle contractors within Longridge and upon its borders should be given due consideration to restricting these in both size and to the type of houses required to meet local requirements

I believe as a community we recognise that a degree of new housing is required but that RVBC needs to exercise a degree of empathy when considering the impact such large scale developments and allocated housing units would have upon our community. The development of the existing brown field sites (as advised within the NPPF as being preferable to the destruction of Greenfield and Greenbelt) in and around Longridge as starter homes / retirement / affordable housing would be of real benefit to those who really need to get on the housing ladder as well as improving the aesthetics of the town itself.

I ask that you and the planning committee make their decisions based on a considered and well thought through basis.

Yours faithfully

[REDACTED]

N:

[REDACTED]

28th June 2014

checked + added
7/7/14

PRN- 8862

Ribble Valley Borough Council
Examination Office
Church Walk
Clitheroe
Lancs.
BB7 2RA

For the attention of Mrs Michelle Haworth, Core Strategy Programme Officer

Dear Mrs Haworth,

In response to the recent modifications to the RVBC Core Strategy, which, fundamentally I am in agreement with, I wish to bring to your attention one point for consideration in the developments planned for Longridge.

At the point of finalising the overall number of dwellings proposed for Longridge an adjustment of 200 dwellings was proposed, this to be distributed between 9 other identified settlements within the Borough. This number was ratified during December 2011 to account for the planned development of the Ridings Depot site. Since this time subsequent applications have been made including Gladman Developments for an additional 190 units at this site, a recent application has been lodged for 10 further units at the same site as proposed by Sherwood homes, 78 additional dwellings have already been granted permission at Mosses Farm, Whittingham Lane together with the development of 14 units on Inglewhite Road, these being amongst further granted & planned applications to build dwellings bordering Longridge.

I feel strongly that the Longridge adjustment figure requires due consideration in light of the above and, although further afield, (2 miles, with Longridge being the closest town to this site) the 650 units approved for construction at the Whittingham Park site should also form part of this consideration. It is obvious that the overall number of dwellings bordering our town shall be reliant upon the resources and infrastructure of Longridge and that to not make a further allowance for this within the dwelling allocation for our town would I consider be wholly negligent.

The impact upon the services and infrastructure by the scale of developments proposed by a number of the principle contractors within Longridge and upon its borders should be given due consideration to restricting these in both size and to the type of houses required to meet local requirements

I believe as a community we recognise that a degree of new housing is required but that RVBC needs to exercise a degree of empathy when considering the impact such large scale developments and allocated housing units would have upon our community. The development of the existing brown field sites (as advised within the NPPF as being preferable to the destruction of Greenfield and Greenbelt) in and around Longridge as starter homes / retirement / affordable housing would be of real benefit to those who really need to get on the housing ladder as well as improving the aesthetics of the town itself.

I ask that you and the planning committee make their decisions based on a considered and well thought through basis.

Yours faithfully

[Redacted signature]

*Copied + dated
7/7/14*

PAR 8863

28th June 2014

Ribble Valley Borough Council
Examination Office
Church Walk
Clitheroe
Lancs.
BB7 2RA

[REDACTED]

For the attention of Mrs Michelle Haworth, Core Strategy Programme Officer

Dear Mrs Haworth,

In response to the recent modifications to the RVBC Core Strategy, which, fundamentally I am in agreement with, I wish to bring to your attention one point for consideration in the developments planned for Longridge.

At the point of finalising the overall number of dwellings proposed for Longridge an adjustment of 200 dwellings was proposed, this to be distributed between 9 other identified settlements within the Borough. This number was ratified during December 2011 to account for the planned development of the Ridings Depot site. Since this time subsequent applications have been made including Gladman Developments for an additional 190 units at this site, a recent application has been lodged for 10 further units at the same site as proposed by Sherwood homes, 78 additional dwellings have already been granted permission at Mosses Farm, Whittingham Lane together with the development of 14 units on Inglewhite Road, these being amongst further granted & planned applications to build dwellings bordering Longridge.

I feel strongly that the Longridge adjustment figure requires due consideration in light of the above and, although further afield, (2 miles, with Longridge being the closest town to this site) the 650 units approved for construction at the Whittingham Park site should also form part of this consideration. It is obvious that the overall number of dwellings bordering our town shall be reliant upon the resources and infrastructure of Longridge and that to not make a further allowance for this within the dwelling allocation for our town would I consider be wholly negligent.

The impact upon the services and infrastructure by the scale of developments proposed by a number of the principle contractors within Longridge and upon its borders should be given due consideration to restricting these in both size and to the type of houses required to meet local requirements

I believe as a community we recognise that a degree of new housing is required but that RVBC needs to exercise a degree of empathy when considering the impact such large scale developments and allocated housing units would have upon our community. The development of the existing brown field sites (as advised within the NPPF as being preferable to the destruction of Greenfield and Greenbelt) in and around Longridge as starter homes / retirement / affordable housing would be of real benefit to those who really need to get on the housing ladder as well as improving the aesthetics of the town itself.

I ask that you and the planning committee make their decisions based on a considered and well thought through basis.

Yours faithfully

[REDACTED]

[REDACTED]

[REDACTED]



*typed + added
7/7/14*

PRN - 8864

28th June 2014

Ribble Valley Borough Council
Examination Office
Church Walk
Clitheroe
Lancs.
BB7 2RA

[Redacted]

[Redacted]

[Redacted]

For the attention of Mrs Michelle Haworth, Core Strategy Programme Officer

Dear Mrs Haworth,

In response to the recent modifications to the RVBC Core Strategy, which, fundamentally I am in agreement with, I wish to bring to your attention one point for consideration in the developments planned for Longridge.

At the point of finalising the overall number of dwellings proposed for Longridge an adjustment of 200 dwellings was proposed, this to be distributed between 9 other identified settlements within the Borough. This number was ratified during December 2011 to account for the planned development of the Ridings Depot site. Since this time subsequent applications have been made including Gladman Developments for an additional 190 units at this site, a recent application has been lodged for 10 further units at the same site as proposed by Sherwood homes, 78 additional dwellings have already been granted permission at Mosses Farm, Whittingham Lane together with the development of 14 units on Inglewhite Road, these being amongst further granted & planned applications to build dwellings bordering Longridge.

I feel strongly that the Longridge adjustment figure requires due consideration in light of the above and, although further afield, (2 miles, with Longridge being the closest town to this site) the 650 units approved for construction at the Whittingham Park site should also form part of this consideration. It is obvious that the overall number of dwellings bordering our town shall be reliant upon the resources and infrastructure of Longridge and that to not make a further allowance for this within the dwelling allocation for our town would I consider be wholly negligent.

The impact upon the services and infrastructure by the scale of developments proposed by a number of the principle contractors within Longridge and upon its borders should be given due consideration to restricting these in both size and to the type of houses required to meet local requirements

I believe as a community we recognise that a degree of new housing is required but that RVBC needs to exercise a degree of empathy when considering the impact such large scale developments and allocated housing units would have upon our community. The development of the existing brown field sites (as advised within the NPPF as being preferable to the destruction of Greenfield and Greenbelt) in and around Longridge as starter homes / retirement / affordable housing would be of real benefit to those who really need to get on the housing ladder as well as improving the aesthetics of the town itself.

I ask that you and the planning committee make their decisions based on a considered and well thought through basis.

Yours faithfully

[Redacted signature]

[Redacted signature]

28th June 2014

*copied + added
7/7/14*

PRN-8865

Ribble Valley Borough Council
Examination Office
Church Walk
Clitheroe
Lancs.
BB7 2RA

[REDACTED]

For the attention of Mrs Michelle Haworth, Core Strategy Programme Officer

Dear Mrs Haworth,

In response to the recent modifications to the RVBC Core Strategy, which, fundamentally I am in agreement with, I wish to bring to your attention one point for consideration in the developments planned for Longridge.

At the point of finalising the overall number of dwellings proposed for Longridge an adjustment of 200 dwellings was proposed, this to be distributed between 9 other identified settlements within the Borough. This number was ratified during December 2011 to account for the planned development of the Ridings Depot site. Since this time subsequent applications have been made including Gladman Developments for an additional 190 units at this site, a recent application has been lodged for 10 further units at the same site as proposed by Sherwood homes, 78 additional dwellings have already been granted permission at Mosses Farm, Whittingham Lane together with the development of 14 units on Inglewhite Road, these being amongst further granted & planned applications to build dwellings bordering Longridge.

I feel strongly that the Longridge adjustment figure requires due consideration in light of the above and, although further afield, (2 miles, with Longridge being the closest town to this site) the 650 units approved for construction at the Whittingham Park site should also form part of this consideration. It is obvious that the overall number of dwellings bordering our town shall be reliant upon the resources and infrastructure of Longridge and that to not make a further allowance for this within the dwelling allocation for our town would I consider be wholly negligent.

The impact upon the services and infrastructure by the scale of developments proposed by a number of the principle contractors within Longridge and upon its borders should be given due consideration to restricting these in both size and to the type of houses required to meet local requirements

I believe as a community we recognise that a degree of new housing is required but that RVBC needs to exercise a degree of empathy when considering the impact such large scale developments and allocated housing units would have upon our community. The development of the existing brown field sites (as advised within the NPPF as being preferable to the destruction of Greenfield and Greenbelt) in and around Longridge as starter homes / retirement / affordable housing would be of real benefit to those who really need to get on the housing ladder as well as improving the aesthetics of the town itself.

I ask that you and the planning committee make their decisions based on a considered and well thought through basis.

Yours faithfully

[REDACTED]

[REDACTED]

copyied + added
2/7/14

PRN - 8866

28th June 2014



Ribble Valley Borough Council
Examination Office
Church Walk
Clitheroe
Lancs.
BB7 2RA

For the attention of Mrs Michelle Haworth, Core Strategy Programme Officer

Dear Mrs Haworth,

In response to the recent modifications to the RVBC Core Strategy, which, fundamentally I am in agreement with, I wish to bring to your attention one point for consideration in the developments planned for Longridge.

At the point of finalising the overall number of dwellings proposed for Longridge an adjustment of 200 dwellings was proposed, this to be distributed between 9 other identified settlements within the Borough. This number was ratified during December 2011 to account for the planned development of the Ridings Depot site. Since this time subsequent applications have been made including Gladman Developments for an additional 190 units at this site, a recent application has been lodged for 10 further units at the same site as proposed by Sherwood homes, 78 additional dwellings have already been granted permission at Mosses Farm, Whittingham Lane together with the development of 14 units on Inglewhite Road, these being amongst further granted & planned applications to build dwellings bordering Longridge.

I feel strongly that the Longridge adjustment figure requires due consideration in light of the above and, although further afield, (2 miles, with Longridge being the closest town to this site) the 650 units approved for construction at the Whittingham Park site should also form part of this consideration. It is obvious that the overall number of dwellings bordering our town shall be reliant upon the resources and infrastructure of Longridge and that to not make a further allowance for this within the dwelling allocation for our town would I consider be wholly negligent.

The impact upon the services and infrastructure by the scale of developments proposed by a number of the principle contractors within Longridge and upon its borders should be given due consideration to restricting these in both size and to the type of houses required to meet local requirements

I believe as a community we recognise that a degree of new housing is required but that RVBC needs to exercise a degree of empathy when considering the impact such large scale developments and allocated housing units would have upon our community. The development of the existing brown field sites (as advised within the NPPF as being preferable to the destruction of Greenfield and Greenbelt) in and around Longridge as starter homes / retirement / affordable housing would be of real benefit to those who really need to get on the housing ladder as well as improving the aesthetics of the town itself.

I ask that you and the planning committee make their decisions based on a considered and well thought through basis.

Yours faithfully



Speed + ack'd 7/7/14

PRN- 8867

28th June 2014

[Redacted]

Ribble Valley Borough Council
Examination Office
Church Walk
Clitheroe
Lancs.
BB7 2RA

For the attention of Mrs Michelle Haworth, Core Strategy Programme Officer

Dear Mrs Haworth,

In response to the recent modifications to the RVBC Core Strategy, which, fundamentally I am in agreement with, I wish to bring to your attention one point for consideration in the developments planned for Longridge.

At the point of finalising the overall number of dwellings proposed for Longridge an adjustment of 200 dwellings was proposed, this to be distributed between 9 other identified settlements within the Borough. This number was ratified during December 2011 to account for the planned development of the Ridings Depot site. Since this time subsequent applications have been made including Gladman Developments for an additional 190 units at this site; a recent application has been lodged for 10 further units at the same site as proposed by Sherwood homes, 78 additional dwellings have already been granted permission at Mosses Farm, Whittingham Lane together with the development of 14 units on Inglewhite Road, these being amongst further granted & planned applications to build dwellings bordering Longridge.

I feel strongly that the Longridge adjustment figure requires due consideration in light of the above and, although further afield, (2 miles, with Longridge being the closest town to this site) the 650 units approved for construction at the Whittingham Park site should also form part of this consideration. It is obvious that the overall number of dwellings bordering our town shall be reliant upon the resources and infrastructure of Longridge and that to not make a further allowance for this within the dwelling allocation for our town would I consider be wholly negligent.

The impact upon the services and infrastructure by the scale of developments proposed by a number of the principle contractors within Longridge and upon its borders should be given due consideration to restricting these in both size and to the type of houses required to meet local requirements

I believe as a community we recognise that a degree of new housing is required but that RVBC needs to exercise a degree of empathy when considering the impact such large scale developments and allocated housing units would have upon our community. The development of the existing brown field sites (as advised within the NPPF as being preferable to the destruction of Greenfield and Greenbelt) in and around Longridge as starter homes / retirement / affordable housing would be of real benefit to those who really need to get on the housing ladder as well as improving the aesthetics of the town itself.

I ask that you and the planning committee make their decisions based on a considered and well thought through basis.

Yours faithfully,
[Redacted Signature]

Nz

speed dated 7/9/14

PRN - 8868

28th June 2014

Ribble Valley Borough Council
Examination Office
Church Walk
Clitheroe
Lancs.
BB7 2RA

[REDACTED]

For the attention of Mrs Michelle Haworth, Core Strategy Programme Officer

Dear Mrs Haworth,

In response to the recent modifications to the RVBC Core Strategy, which, fundamentally I am in agreement with, I wish to bring to your attention one point for consideration in the developments planned for Longridge.

At the point of finalising the overall number of dwellings proposed for Longridge an adjustment of 200 dwellings was proposed, this to be distributed between 9 other identified settlements within the Borough. This number was ratified during December 2011 to account for the planned development of the Ridings Depot site. Since this time subsequent applications have been made including Gladman Developments for an additional 190 units at this site, a recent application has been lodged for 10 further units at the same site as proposed by Sherwood homes, 78 additional dwellings have already been granted permission at Mosses Farm, Whittingham Lane together with the development of 14 units on Inglewhite Road, these being amongst further granted & planned applications to build dwellings bordering Longridge.

I feel strongly that the Longridge adjustment figure requires due consideration in light of the above and, although further afield, (2 miles, with Longridge being the closest town to this site) the 650 units approved for construction at the Whittingham Park site should also form part of this consideration. It is obvious that the overall number of dwellings bordering our town shall be reliant upon the resources and infrastructure of Longridge and that to not make a further allowance for this within the dwelling allocation for our town would I consider be wholly negligent.

The impact upon the services and infrastructure by the scale of developments proposed by a number of the principle contractors within Longridge and upon its borders should be given due consideration to restricting these in both size and to the type of houses required to meet local requirements

I believe as a community we recognise that a degree of new housing is required but that RVBC needs to exercise a degree of empathy when considering the impact such large scale developments and allocated housing units would have upon our community. The development of the existing brown field sites (as advised within the NPPF as being preferable to the destruction of Greenfield and Greenbelt) in and around Longridge as starter homes / retirement / affordable housing would be of real benefit to those who really need to get on the housing ladder as well as improving the aesthetics of the town itself.

I ask that you and the planning committee make their decisions based on a considered and well thought through basis.

Yours faithfully

[REDACTED]

[REDACTED]

agreed 7/8/14
+ added

PRN - 8869

28th June 2014

[Redacted]

Ribble Valley Borough Council
Examination Office
Church Walk
Clitheroe
Lancs.
BB7 2RA

For the attention of Mrs Michelle Haworth, Core Strategy Programme Officer

Dear Mrs Haworth,

In response to the recent modifications to the RVBC Core Strategy, which, fundamentally I am in agreement with, I wish to bring to your attention one point for consideration in the developments planned for Longridge.

At the point of finalising the overall number of dwellings proposed for Longridge an adjustment of 200 dwellings was proposed, this to be distributed between 9 other identified settlements within the Borough. This number was ratified during December 2011 to account for the planned development of the Ridings Depot site. Since this time subsequent applications have been made including Gladman Developments for an additional 190 units at this site, a recent application has been lodged for 10 further units at the same site as proposed by Sherwood homes, 78 additional dwellings have already been granted permission at Mosses Farm, Whittingham Lane together with the development of 14 units on Inglewhite Road, these being amongst further granted & planned applications to build dwellings bordering Longridge.

I feel strongly that the Longridge adjustment figure requires due consideration in light of the above and, although further afield, (2 miles, with Longridge being the closest town to this site) the 650 units approved for construction at the Whittingham Park site should also form part of this consideration. It is obvious that the overall number of dwellings bordering our town shall be reliant upon the resources and infrastructure of Longridge and that to not make a further allowance for this within the dwelling allocation for our town would I consider be wholly negligent.

The impact upon the services and infrastructure by the scale of developments proposed by a number of the principle contractors within Longridge and upon its borders should be given due consideration to restricting these in both size and to the type of houses required to meet local requirements

I believe as a community we recognise that a degree of new housing is required but that RVBC needs to exercise a degree of empathy when considering the impact such large scale developments and allocated housing units would have upon our community. The development of the existing brown field sites (as advised within the NPPF as being preferable to the destruction of Greenfield and Greenbelt) in and around Longridge as starter homes / retirement / affordable housing would be of real benefit to those who really need to get on the housing ladder as well as improving the aesthetics of the town itself.

I ask that you and the planning committee make their decisions based on a considered and well thought through basis.

Yours faithfully

[Redacted signature]

28th June 2014

*Copied + added
7/7/14*

PRN - 8870

Ribble Valley Borough Council
Examination Office
Church Walk
Clitheroe
Lancs.
BB7 2RA

[REDACTED]

For the attention of Mrs Michelle Haworth, Core Strategy Programme Officer

Dear Mrs Haworth,

In response to the recent modifications to the RVBC Core Strategy, which, fundamentally I am in agreement with, I wish to bring to your attention one point for consideration in the developments planned for Longridge.

At the point of finalising the overall number of dwellings proposed for Longridge an adjustment of 200 dwellings was proposed, this to be distributed between 9 other identified settlements within the Borough. This number was ratified during December 2011 to account for the planned development of the Ridings Depot site. Since this time subsequent applications have been made including Gladman Developments for an additional 190 units at this site, a recent application has been lodged for 10 further units at the same site as proposed by Sherwood homes, 78 additional dwellings have already been granted permission at Mosses Farm, Whittingham Lane together with the development of 14 units on Inglewhite Road, these being amongst further granted & planned applications to build dwellings bordering Longridge.

I feel strongly that the Longridge adjustment figure requires due consideration in light of the above and, although further afield, (2 miles, with Longridge being the closest town to this site) the 650 units approved for construction at the Whittingham Park site should also form part of this consideration. It is obvious that the overall number of dwellings bordering our town shall be reliant upon the resources and infrastructure of Longridge and that to not make a further allowance for this within the dwelling allocation for our town would I consider be wholly negligent.

The impact upon the services and infrastructure by the scale of developments proposed by a number of the principle contractors within Longridge and upon its borders should be given due consideration to restricting these in both size and to the type of houses required to meet local requirements

I believe as a community we recognise that a degree of new housing is required but that RVBC needs to exercise a degree of empathy when considering the impact such large scale developments and allocated housing units would have upon our community. The development of the existing brown field sites (as advised within the NPPF as being preferable to the destruction of Greenfield and Greenbelt) in and around Longridge as starter homes / retirement / affordable housing would be of real benefit to those who really need to get on the housing ladder as well as improving the aesthetics of the town itself.

I ask that you and the planning committee make their decisions based on a considered and well thought through basis.

Yours faithfully

[REDACTED]

[REDACTED]

[REDACTED]

N

Copyied + added 7/7/14

PRN - 8871

28th June 2014

Ribble Valley Borough Council
Examination Office
Church Walk
Clitheroe
Lancs.
BB7 2RA

[REDACTED]

For the attention of Mrs Michelle Haworth, Core Strategy Programme Officer

Dear Mrs Haworth,

In response to the recent modifications to the RVBC Core Strategy, which, fundamentally I am in agreement with, I wish to bring to your attention one point for consideration in the developments planned for Longridge.

At the point of finalising the overall number of dwellings proposed for Longridge an adjustment of 200 dwellings was proposed, this to be distributed between 9 other identified settlements within the Borough. This number was ratified during December 2011 to account for the planned development of the Ridings Depot site. Since this time subsequent applications have been made including Gladman Developments for an additional 190 units at this site, a recent application has been lodged for 10 further units at the same site as proposed by Sherwood homes, 78 additional dwellings have already been granted permission at Mosses Farm, Whittingham Lane together with the development of 14 units on Inglewhite Road, these being amongst further granted & planned applications to build dwellings bordering Longridge.

I feel strongly that the Longridge adjustment figure requires due consideration in light of the above and, although further afield, (2 miles, with Longridge being the closest town to this site) the 650 units approved for construction at the Whittingham Park site should also form part of this consideration. It is obvious that the overall number of dwellings bordering our town shall be reliant upon the resources and infrastructure of Longridge and that to not make a further allowance for this within the dwelling allocation for our town would I consider be wholly negligent.

The impact upon the services and infrastructure by the scale of developments proposed by a number of the principle contractors within Longridge and upon its borders should be given due consideration to restricting these in both size and to the type of houses required to meet local requirements.

I believe as a community we recognise that a degree of new housing is required but that RVBC needs to exercise a degree of empathy when considering the impact such large scale developments and allocated housing units would have upon our community. The development of the existing brown field sites (as advised within the NPPF as being preferable to the destruction of Greenfield and Greenbelt) in and around Longridge as starter homes / retirement / affordable housing would be of real benefit to those who really need to get on the housing ladder as well as improving the aesthetics of the town itself.

I ask that you and the planning committee make their decisions based on a considered and well thought through basis.

Yours faithfully

[REDACTED]

[REDACTED]

enquired further 9/7/14

PRN-8872

28th June 2014

Ribble Valley Borough Council
Examination Office
Church Walk
Clitheroe
Lancs.
BB7 2RA

[REDACTED]

For the attention of Mrs Michelle Haworth, Core Strategy Programme Officer

Dear Mrs Haworth,

In response to the recent modifications to the RVBC Core Strategy, which, fundamentally I am in agreement with, I wish to bring to your attention one point for consideration in the developments planned for Longridge.

At the point of finalising the overall number of dwellings proposed for Longridge an adjustment of 200 dwellings was proposed, this to be distributed between 9 other identified settlements within the Borough. This number was ratified during December 2011 to account for the planned development of the Ridings Depot site. Since this time subsequent applications have been made including Gladman Developments for an additional 190 units at this site, a recent application has been lodged for 10 further units at the same site as proposed by Sherwood homes, 78 additional dwellings have already been granted permission at Mosses Farm, Whittingham Lane together with the development of 14 units on Inglewhite Road, these being amongst further granted & planned applications to build dwellings bordering Longridge.

I feel strongly that the Longridge adjustment figure requires due consideration in light of the above and, although further afield, (2 miles, with Longridge being the closest town to this site) the 650 units approved for construction at the Whittingham Park site should also form part of this consideration. It is obvious that the overall number of dwellings bordering our town shall be reliant upon the resources and infrastructure of Longridge and that to not make a further allowance for this within the dwelling allocation for our town would I consider be wholly negligent.

The impact upon the services and infrastructure by the scale of developments proposed by a number of the principle contractors within Longridge and upon its borders should be given due consideration to restricting these in both size and to the type of houses required to meet local requirements

I believe as a community we recognise that a degree of new housing is required but that RVBC needs to exercise a degree of empathy when considering the impact such large scale developments and allocated housing units would have upon our community. The development of the existing brown field sites (as advised within the NPPF as being preferable to the destruction of Greenfield and Greenbelt) in and around Longridge as starter homes / retirement / affordable housing would be of real benefit to those who really need to get on the housing ladder as well as improving the aesthetics of the town itself.

I ask that you and the planning committee make their decisions based on a considered and well thought through basis.

Yours faithfully

[REDACTED]

[REDACTED]

signed + dated 7/7/14

ARN-8873

28th June 2014

Ribble Valley Borough Council
Examination Office
Church Walk
Clitheroe
Lancs.
BB7 2RA

[REDACTED]
[REDACTED]
[REDACTED]

For the attention of Mrs Michelle Haworth, Core Strategy Programme Officer

Dear Mrs Haworth,

In response to the recent modifications to the RVBC Core Strategy, which, fundamentally I am in agreement with, I wish to bring to your attention one point for consideration in the developments planned for Longridge.

At the point of finalising the overall number of dwellings proposed for Longridge an adjustment of 200 dwellings was proposed, this to be distributed between 9 other identified settlements within the Borough. This number was ratified during December 2011 to account for the planned development of the Ridings Depot site. Since this time subsequent applications have been made including Gladman Developments for an additional 190 units at this site, a recent application has been lodged for 10 further units at the same site as proposed by Sherwood homes, 78 additional dwellings have already been granted permission at Mosses Farm, Whittingham Lane together with the development of 14 units on Inglewhite Road, these being amongst further granted & planned applications to build dwellings bordering Longridge.

I feel strongly that the Longridge adjustment figure requires due consideration in light of the above and, although further afield, (2 miles, with Longridge being the closest town to this site) the 650 units approved for construction at the Whittingham Park site should also form part of this consideration. It is obvious that the overall number of dwellings bordering our town shall be reliant upon the resources and infrastructure of Longridge and that to not make a further allowance for this within the dwelling allocation for our town would I consider be wholly negligent.

The impact upon the services and infrastructure by the scale of developments proposed by a number of the principle contractors within Longridge and upon its borders should be given due consideration to restricting these in both size and to the type of houses required to meet local requirements.

I believe as a community we recognise that a degree of new housing is required but that RVBC needs to exercise a degree of empathy when considering the impact such large scale developments and allocated housing units would have upon our community. The development of the existing brown field sites (as advised within the NPPF as being preferable to the destruction of Greenfield and Greenbelt) in and around Longridge as starter homes / retirement / affordable housing would be of real benefit to those who really need to get on the housing ladder as well as improving the aesthetics of the town itself.

I ask that you and the planning committee make their decisions based on a considered and well thought through basis.

Yours faithfully

[REDACTED]
[REDACTED]

copy sent to Mrs Haworth 7/7/14

PRN. - 8874

28th June 2014

Ribble Valley Borough Council
Examination Office
Church Walk
Clitheroe
Lancs.
BB7 2RA

[REDACTED]

For the attention of Mrs Michelle Haworth, Core Strategy Programme Officer

Dear Mrs Haworth,

In response to the recent modifications to the RVBC Core Strategy, which, fundamentally I am in agreement with, I wish to bring to your attention one point for consideration in the developments planned for Longridge.

At the point of finalising the overall number of dwellings proposed for Longridge an adjustment of 200 dwellings was proposed, this to be distributed between 9 other identified settlements within the Borough. This number was ratified during December 2011 to account for the planned development of the Ridings Depot site. Since this time subsequent applications have been made including Gladman Developments for an additional 190 units at this site, a recent application has been lodged for 10 further units at the same site as proposed by Sherwood homes, 78 additional dwellings have already been granted permission at Mosses Farm, Whittingham Lane together with the development of 14 units on Inglewhite Road, these being amongst further granted & planned applications to build dwellings bordering Longridge.

I feel strongly that the Longridge adjustment figure requires due consideration in light of the above and, although further afield, (2 miles, with Longridge being the closest town to this site) the 650 units approved for construction at the Whittingham Park site should also form part of this consideration. It is obvious that the overall number of dwellings bordering our town shall be reliant upon the resources and infrastructure of Longridge and that to not make a further allowance for this within the dwelling allocation for our town would I consider be wholly negligent.

The impact upon the services and infrastructure by the scale of developments proposed by a number of the principle contractors within Longridge and upon its borders should be given due consideration to restricting these in both size and to the type of houses required to meet local requirements.

I believe as a community we recognise that a degree of new housing is required but that RVBC needs to exercise a degree of empathy when considering the impact such large scale developments and allocated housing units would have upon our community. The development of the existing brown field sites (as advised within the NPPF as being preferable to the destruction of Greenfield and Greenbelt) in and around Longridge as starter homes / retirement / affordable housing would be of real benefit to those who really need to get on the housing ladder as well as improving the aesthetics of the town itself.

I ask that you and the planning committee make their decisions based on a considered and well thought through basis.

Yours faithfully

[REDACTED]

copied 7/2/14

PRN-8875

28th June 2014

no address for advice

Ribble Valley Borough Council
Examination Office
Church Walk
Clitheroe
Lancs.
BB7 2RA

For the attention of Mrs Michelle Haworth, Core Strategy Programme Officer

Dear Mrs Haworth,

In response to the recent modifications to the RVBC Core Strategy, which, fundamentally I am in agreement with, I wish to bring to your attention one point for consideration in the developments planned for Longridge.

At the point of finalising the overall number of dwellings proposed for Longridge an adjustment of 200 dwellings was proposed, this to be distributed between 9 other identified settlements within the Borough. This number was ratified during December 2011 to account for the planned development of the Ridings Depot site. Since this time subsequent applications have been made including Gladman Developments for an additional 190 units at this site, a recent application has been lodged for 10 further units at the same site as proposed by Sherwood homes, 78 additional dwellings have already been granted permission at Mosses Farm, Whittingham Lane together with the development of 14 units on Inglewhite Road, these being amongst further granted & planned applications to build dwellings bordering Longridge.

I feel strongly that the Longridge adjustment figure requires due consideration in light of the above and, although further afield, (2 miles, with Longridge being the closest town to this site) the 650 units approved for construction at the Whittingham Park site should also form part of this consideration. It is obvious that the overall number of dwellings bordering our town shall be reliant upon the resources and infrastructure of Longridge and that to not make a further allowance for this within the dwelling allocation for our town would I consider be wholly negligent.

The impact upon the services and infrastructure by the scale of developments proposed by a number of the principle contractors within Longridge and upon its borders should be given due consideration to restricting these in both size and to the type of houses required to meet local requirements

I believe as a community we recognise that a degree of new housing is required but that RVBC needs to exercise a degree of empathy when considering the impact such large scale developments and allocated housing units would have upon our community. The development of the existing brown field sites (as advised within the NPPF as being preferable to the destruction of Greenfield and Greenbelt) in and around Longridge as starter homes / retirement / affordable housing would be of real benefit to those who really need to get on the housing ladder as well as improving the aesthetics of the town itself.

I ask that you and the planning committee make their decisions based on a considered and well thought through basis.

Yours faithfully

[Redacted signature]

response 7/7/14

PRN - 8876

28th June 2014

no address or
post

Ribble Valley Borough Council
Examination Office
Church Walk
Clitheroe
Lancs.
BB7 2RA

For the attention of Mrs Michelle Haworth, Core Strategy Programme Officer

Dear Mrs Haworth,

In response to the recent modifications to the RVBC Core Strategy, which, fundamentally I am in agreement with, I wish to bring to your attention one point for consideration in the developments planned for Longridge.

At the point of finalising the overall number of dwellings proposed for Longridge an adjustment of 200 dwellings was proposed, this to be distributed between 9 other identified settlements within the Borough. This number was ratified during December 2011 to account for the planned development of the Ridings Depot site. Since this time subsequent applications have been made including Gladman Developments for an additional 190 units at this site, a recent application has been lodged for 10 further units at the same site as proposed by Sherwood homes, 78 additional dwellings have already been granted permission at Mosses Farm, Whittingham Lane together with the development of 14 units on Inglewhite Road, these being amongst further granted & planned applications to build dwellings bordering Longridge.

I feel strongly that the Longridge adjustment figure requires due consideration in light of the above and, although further afield, (2 miles, with Longridge being the closest town to this site) the 650 units approved for construction at the Whittingham Park site should also form part of this consideration. It is obvious that the overall number of dwellings bordering our town shall be reliant upon the resources and infrastructure of Longridge and that to not make a further allowance for this within the dwelling allocation for our town would I consider be wholly negligent.

The impact upon the services and infrastructure by the scale of developments proposed by a number of the principle contractors within Longridge and upon its borders should be given due consideration to restricting these in both size and to the type of houses required to meet local requirements

I believe as a community we recognise that a degree of new housing is required but that RVBC needs to exercise a degree of empathy when considering the impact such large scale developments and allocated housing units would have upon our community. The development of the existing brown field sites (as advised within the NPPF as being preferable to the destruction of Greenfield and Greenbelt) in and around Longridge as starter homes / retirement / affordable housing would be of real benefit to those who really need to get on the housing ladder as well as improving the aesthetics of the town itself.

I ask that you and the planning committee make their decisions based on a considered and well thought through basis.

Yours faithfully

[Redacted signature]

Name

[Redacted name]

28th June 2014

no address for
right

agreed 2/7/14

PRN - 8877

Ribble Valley Borough Council
Examination Office
Church Walk
Clitheroe
Lancs.
BB7 2RA

For the attention of Mrs Michelle Haworth, Core Strategy Programme Officer

Dear Mrs Haworth,

In response to the recent modifications to the RVBC Core Strategy, which, fundamentally I am in agreement with, I wish to bring to your attention one point for consideration in the developments planned for Longridge.

At the point of finalising the overall number of dwellings proposed for Longridge an adjustment of 200 dwellings was proposed, this to be distributed between 9 other identified settlements within the Borough. This number was ratified during December 2011 to account for the planned development of the Ridings Depot site. Since this time subsequent applications have been made including Gladman Developments for an additional 190 units at this site, a recent application has been lodged for 10 further units at the same site as proposed by Sherwood homes, 78 additional dwellings have already been granted permission at Mosses Farm, Whittingham Lane together with the development of 14 units on Inglewhite Road, these being amongst further granted & planned applications to build dwellings bordering Longridge.


I feel strongly that the Longridge adjustment figure requires due consideration in light of the above and, although further afield, (2 miles, with Longridge being the closest town to this site) the 650 units approved for construction at the Whittingham Park site should also form part of this consideration. It is obvious that the overall number of dwellings bordering our town shall be reliant upon the resources and infrastructure of Longridge and that to not make a further allowance for this within the dwelling allocation for our town would I consider be wholly negligent.

The impact upon the services and infrastructure by the scale of developments proposed by a number of the principle contractors within Longridge and upon its borders should be given due consideration to restricting these in both size and to the type of houses required to meet local requirements

I believe as a community we recognise that a degree of new housing is required but that RVBC needs to exercise a degree of empathy when considering the impact such large scale developments and allocated housing units would have upon our community. The development of the existing brown field sites (as advised within the NPPF as being preferable to the destruction of Greenfield and Greenbelt) in and around Longridge as starter homes / retirement / affordable housing would be of real benefit to those who really need to get on the housing ladder as well as improving the aesthetics of the town itself.

I ask that you and the planning committee make their decisions based on a considered and well thought through basis.

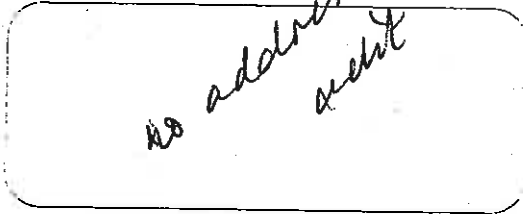
Yours faithfully



copied 7/7/14

PKN - 8878

28th June 2014



Ribble Valley Borough Council
Examination Office
Church Walk
Clitheroe
Lancs.
BB7 2RA

For the attention of Mrs Michelle Haworth, Core Strategy Programme Officer

Dear Mrs Haworth,

In response to the recent modifications to the RVBC Core Strategy, which, fundamentally I am in agreement with, I wish to bring to your attention one point for consideration in the developments planned for Longridge.

At the point of finalising the overall number of dwellings proposed for Longridge an adjustment of 200 dwellings was proposed, this to be distributed between 9 other identified settlements within the Borough. This number was ratified during December 2011 to account for the planned development of the Ridings Depot site. Since this time subsequent applications have been made including Gladman Developments for an additional 190 units at this site, a recent application has been lodged for 10 further units at the same site as proposed by Sherwood homes, 78 additional dwellings have already been granted permission at Mosses Farm, Whittingham Lane together with the development of 14 units on Inglewhite Road, these being amongst further granted & planned applications to build dwellings bordering Longridge.

I feel strongly that the Longridge adjustment figure requires due consideration in light of the above and, although further afield, (2 miles, with Longridge being the closest town to this site) the 650 units approved for construction at the Whittingham Park site should also form part of this consideration. It is obvious that the overall number of dwellings bordering our town shall be reliant upon the resources and infrastructure of Longridge and that to not make a further allowance for this within the dwelling allocation for our town would I consider be wholly negligent.

The impact upon the services and infrastructure by the scale of developments proposed by a number of the principle contractors within Longridge and upon its borders should be given due consideration to restricting these in both size and to the type of houses required to meet local requirements

I believe as a community we recognise that a degree of new housing is required but that RVBC needs to exercise a degree of empathy when considering the impact such large scale developments and allocated housing units would have upon our community. The development of the existing brown field sites (as advised within the NPPF as being preferable to the destruction of Greenfield and Greenbelt) in and around Longridge as starter homes / retirement / affordable housing would be of real benefit to those who really need to get on the housing ladder as well as improving the aesthetics of the town itself.

I ask that you and the planning committee make their decisions based on a considered and well thought through basis.

Yours faithfully


Nar

*copied + added
9/7/14*

FRN - 8879

28th June 2014



Ribble Valley Borough Council
Examination Office
Church Walk
Clitheroe
Lancs.
BB7 2RA

For the attention of Mrs Michelle Haworth, Core Strategy Programme Officer

Dear Mrs Haworth,

In response to the recent modifications to the RVBC Core Strategy, which, fundamentally I am in agreement with, I wish to bring to your attention one point for consideration in the developments planned for Longridge.

At the point of finalising the overall number of dwellings proposed for Longridge an adjustment of 200 dwellings was proposed, this to be distributed between 9 other identified settlements within the Borough. This number was ratified during December 2011 to account for the planned development of the Ridings Depot site. Since this time subsequent applications have been made including Gladman Developments for an additional 190 units at this site, a recent application has been lodged for 10 further units at the same site as proposed by Sherwood homes, 78 additional dwellings have already been granted permission at Mosses Farm, Whittingham Lane together with the development of 14 units on Inglewhite Road, these being amongst further granted & planned applications to build dwellings bordering Longridge.

I feel strongly that the Longridge adjustment figure requires due consideration in light of the above and, although further afield, (2 miles, with Longridge being the closest town to this site) the 650 units approved for construction at the Whittingham Park site should also form part of this consideration. It is obvious that the overall number of dwellings bordering our town shall be reliant upon the resources and infrastructure of Longridge and that to not make a further allowance for this within the dwelling allocation for our town would I consider be wholly negligent.

The impact upon the services and infrastructure by the scale of developments proposed by a number of the principle contractors within Longridge and upon its borders should be given due consideration to restricting these in both size and to the type of houses required to meet local requirements

I believe as a community we recognise that a degree of new housing is required but that RVBC needs to exercise a degree of empathy when considering the impact such large scale developments and allocated housing units would have upon our community. The development of the existing brown field sites (as advised within the NPPF as being preferable to the destruction of Greenfield and Greenbelt) in and around Longridge as starter homes / retirement / affordable housing would be of real benefit to those who really need to get on the housing ladder as well as improving the aesthetics of the town itself.

I ask that you and the planning committee make their decisions based on a considered and well thought through basis.

Yours faithfully



uned & copied 7/7/14

PRW 8880

28th June 2014

Ribble Valley Borough Council
Examination Office
Church Walk
Clitheroe
Lancs.
BB7 2RA

[REDACTED]

For the attention of Mrs Michelle Haworth, Core Strategy Programme Officer

Dear Mrs Haworth,

In response to the recent modifications to the RVBC Core Strategy, which, fundamentally I am in agreement with, I wish to bring to your attention one point for consideration in the developments planned for Longridge.

At the point of finalising the overall number of dwellings proposed for Longridge an adjustment of 200 dwellings was proposed, this to be distributed between 9 other identified settlements within the Borough. This number was ratified during December 2011 to account for the planned development of the Ridings Depot site. Since this time subsequent applications have been made including Gladman Developments for an additional 190 units at this site, a recent application has been lodged for 10 further units at the same site as proposed by Sherwood homes, 78 additional dwellings have already been granted permission at Mosses Farm, Whittingham Lane together with the development of 14 units on Inglewhite Road, these being amongst further granted & planned applications to build dwellings bordering Longridge.

I feel strongly that the Longridge adjustment figure requires due consideration in light of the above and, although further afield, (2 miles, with Longridge being the closest town to this site) the 650 units approved for construction at the Whittingham Park site should also form part of this consideration. It is obvious that the overall number of dwellings bordering our town shall be reliant upon the resources and infrastructure of Longridge and that to not make a further allowance for this within the dwelling allocation for our town would I consider be wholly negligent.

The impact upon the services and infrastructure by the scale of developments proposed by a number of the principle contractors within Longridge and upon its borders should be given due consideration to restricting these in both size and to the type of houses required to meet local requirements

I believe as a community we recognise that a degree of new housing is required but that RVBC needs to exercise a degree of empathy when considering the impact such large scale developments and allocated housing units would have upon our community. The development of the existing brown field sites (as advised within the NPPF as being preferable to the destruction of Greenfield and Greenbelt) in and around Longridge as starter homes / retirement / affordable housing would be of real benefit to those who really need to get on the housing ladder as well as improving the aesthetics of the town itself.

I ask that you and the planning committee make their decisions based on a considered and well thought through basis.

Yours faithfully

[REDACTED]

[REDACTED]

[REDACTED]



ack'd & copied 7.7.14

PRN 8881

28th June 2014

Ribble Valley Borough Council
Examination Office
Church Walk
Clitheroe
Lancs.
BB7 2RA

For the attention of Mrs Michelle Haworth, Core Strategy Programme Officer

Dear Mrs Haworth,

In response to the recent modifications to the RVBC Core Strategy, which, fundamentally I am in agreement with, I wish to bring to your attention one point for consideration in the developments planned for Longridge.

At the point of finalising the overall number of dwellings proposed for Longridge an adjustment of 200 dwellings was proposed, this to be distributed between 9 other identified settlements within the Borough. This number was ratified during December 2011 to account for the planned development of the Ridings Depot site. Since this time subsequent applications have been made including Gladman Developments for an additional 190 units at this site, a recent application has been lodged for 10 further units at the same site as proposed by Sherwood homes, 78 additional dwellings have already been granted permission at Mosses Farm, Whittingham Lane together with the development of 14 units on Inglewhite Road, these being amongst further granted & planned applications to build dwellings bordering Longridge.

I feel strongly that the Longridge adjustment figure requires due consideration in light of the above and, although further afield, (2 miles, with Longridge being the closest town to this site) the 650 units approved for construction at the Whittingham Park site should also form part of this consideration. It is obvious that the overall number of dwellings bordering our town shall be reliant upon the resources and infrastructure of Longridge and that to not make a further allowance for this within the dwelling allocation for our town would I consider be wholly negligent.

The impact upon the services and infrastructure by the scale of developments proposed by a number of the principle contractors within Longridge and upon its borders should be given due consideration to restricting these in both size and to the type of houses required to meet local requirements

I believe as a community we recognise that a degree of new housing is required but that RVBC needs to exercise a degree of empathy when considering the impact such large scale developments and allocated housing units would have upon our community. The development of the existing brown field sites (as advised within the NPPF as being preferable to the destruction of Greenfield and Greenbelt) in and around Longridge as starter homes / retirement / affordable housing would be of real benefit to those who really need to get on the housing ladder as well as improving the aesthetics of the town itself.

I ask that you and the planning committee make their decisions based on a considered and well thought through basis.

Yours faithfully

Ni



28th June 2014

Not ack'd
incomplete address
received 7.7.14

PLN 8882

Ribble Valley Borough Council
Examination Office
Church Walk
Clitheroe
Lancs.
BB7 2RA

For the attention of Mrs Michelle Haworth, Core Strategy Programme Officer

Dear Mrs Haworth,

In response to the recent modifications to the RVBC Core Strategy, which, fundamentally I am in agreement with, I wish to bring to your attention one point for consideration in the developments planned for Longridge.

At the point of finalising the overall number of dwellings proposed for Longridge an adjustment of 200 dwellings was proposed, this to be distributed between 9 other identified settlements within the Borough. This number was ratified during December 2011 to account for the planned development of the Ridings Depot site. Since this time subsequent applications have been made including Gladman Developments for an additional 190 units at this site, a recent application has been lodged for 10 further units at the same site as proposed by Sherwood homes, 78 additional dwellings have already been granted permission at Mosses Farm, Whittingham Lane together with the development of 14 units on Inglewhite Road, these being amongst further granted & planned applications to build dwellings bordering Longridge.

I feel strongly that the Longridge adjustment figure requires due consideration in light of the above and, although further afield, (2 miles, with Longridge being the closest town to this site) the 650 units approved for construction at the Whittingham Park site should also form part of this consideration. It is obvious that the overall number of dwellings bordering our town shall be reliant upon the resources and infrastructure of Longridge and that to not make a further allowance for this within the dwelling allocation for our town would I consider be wholly negligent.

The impact upon the services and infrastructure by the scale of developments proposed by a number of the principle contractors within Longridge and upon its borders should be given due consideration to restricting these in both size and to the type of houses required to meet local requirements

I believe as a community we recognise that a degree of new housing is required but that RVBC needs to exercise a degree of empathy when considering the impact such large scale developments and allocated housing units would have upon our community. The development of the existing brown field sites (as advised within the NPPF as being preferable to the destruction of Greenfield and Greenbelt) in and around Longridge as starter homes / retirement / affordable housing would be of real benefit to those who really need to get on the housing ladder as well as improving the aesthetics of the town itself.

I ask that you and the planning committee make their decisions based on a considered and well thought through basis.

Yours faithfully

[Redacted signature area]

ack'd & copied 7.7.14

PRN 8883

28th June 2014

Ribble Valley Borough Council
Examination Office
Church Walk
Clitheroe
Lancs.
BB7 2RA

[REDACTED]

For the attention of Mrs Michelle Haworth, Core Strategy Programme Officer

Dear Mrs Haworth,

In response to the recent modifications to the RVBC Core Strategy, which, fundamentally I am in agreement with, I wish to bring to your attention one point for consideration in the developments planned for Longridge.

At the point of finalising the overall number of dwellings proposed for Longridge an adjustment of 200 dwellings was proposed, this to be distributed between 9 other identified settlements within the Borough. This number was ratified during December 2011 to account for the planned development of the Ridings Depot site. Since this time subsequent applications have been made including Gladman Developments for an additional 190 units at this site, a recent application has been lodged for 10 further units at the same site as proposed by Sherwood homes, 78 additional dwellings have already been granted permission at Mosses Farm, Whittingham Lane together with the development of 14 units on Inglewhite Road, these being amongst further granted & planned applications to build dwellings bordering Longridge.

I feel strongly that the Longridge adjustment figure requires due consideration in light of the above and, although further afield, (2 miles, with Longridge being the closest town to this site) the 650 units approved for construction at the Whittingham Park site should also form part of this consideration. It is obvious that the overall number of dwellings bordering our town shall be reliant upon the resources and infrastructure of Longridge and that to not make a further allowance for this within the dwelling allocation for our town would I consider be wholly negligent.

The impact upon the services and infrastructure by the scale of developments proposed by a number of the principle contractors within Longridge and upon its borders should be given due consideration to restricting these in both size and to the type of houses required to meet local requirements

I believe as a community we recognise that a degree of new housing is required but that RVBC needs to exercise a degree of empathy when considering the impact such large scale developments and allocated housing units would have upon our community. The development of the existing brown field sites (as advised within the NPPF as being preferable to the destruction of Greenfield and Greenbelt) in and around Longridge as starter homes / retirement / affordable housing would be of real benefit to those who really need to get on the housing ladder as well as improving the aesthetics of the town itself.

I ask that you and the planning committee make their decisions based on a considered and well thought through basis.

Yours faithfully

[REDACTED]

Copied & ack'd 7-7-14

PRN 8884

28th June 2014

Ribble Valley Borough Council
Examination Office
Church Walk
Clitheroe
Lancs.
BB7 2RA

[REDACTED]

For the attention of Mrs Michelle Haworth, Core Strategy Programme Officer

Dear Mrs Haworth,

In response to the recent modifications to the RVBC Core Strategy, which, fundamentally I am in agreement with, I wish to bring to your attention one point for consideration in the developments planned for Longridge.

At the point of finalising the overall number of dwellings proposed for Longridge an adjustment of 200 dwellings was proposed, this to be distributed between 9 other identified settlements within the Borough. This number was ratified during December 2011 to account for the planned development of the Ridings Depot site. Since this time subsequent applications have been made including Gladman Developments for an additional 190 units at this site, a recent application has been lodged for 10 further units at the same site as proposed by Sherwood homes, 78 additional dwellings have already been granted permission at Mosses Farm, Whittingham Lane together with the development of 14 units on Inglewhite Road, these being amongst further granted & planned applications to build dwellings bordering Longridge.

I feel strongly that the Longridge adjustment figure requires due consideration in light of the above and, although further afield, (2 miles, with Longridge being the closest town to this site) the 650 units approved for construction at the Whittingham Park site should also form part of this consideration. It is obvious that the overall number of dwellings bordering our town shall be reliant upon the resources and infrastructure of Longridge and that to not make a further allowance for this within the dwelling allocation for our town would I consider be wholly negligent.

The impact upon the services and infrastructure by the scale of developments proposed by a number of the principle contractors within Longridge and upon its borders should be given due consideration to restricting these in both size and to the type of houses required to meet local requirements

I believe as a community we recognise that a degree of new housing is required but that RVBC needs to exercise a degree of empathy when considering the impact such large scale developments and allocated housing units would have upon our community. The development of the existing brown field sites (as advised within the NPPF as being preferable to the destruction of Greenfield and Greenbelt) in and around Longridge as starter homes / retirement / affordable housing would be of real benefit to those who really need to get on the housing ladder as well as improving the aesthetics of the town itself.

I ask that you and the planning committee make their decisions based on a considered and well thought through basis.

Yours faithfully

[REDACTED]

[REDACTED]

copied and ack'd 7-7-14

PRN 8885

28th June 2014

Ribble Valley Borough Council
Examination Office
Church Walk
Clitheroe
Lancs.
BB7 2RA

[REDACTED]

For the attention of Mrs Michelle Haworth, Core Strategy Programme Officer

Dear Mrs Haworth,

In response to the recent modifications to the RVBC Core Strategy, which, fundamentally I am in agreement with, I wish to bring to your attention one point for consideration in the developments planned for Longridge.

At the point of finalising the overall number of dwellings proposed for Longridge an adjustment of 200 dwellings was proposed, this to be distributed between 9 other identified settlements within the Borough. This number was ratified during December 2011 to account for the planned development of the Ridings Depot site. Since this time subsequent applications have been made including Gladman Developments for an additional 190 units at this site, a recent application has been lodged for 10 further units at the same site as proposed by Sherwood homes, 78 additional dwellings have already been granted permission at Mosses Farm, Whittingham Lane together with the development of 14 units on Inglewhite Road, these being amongst further granted & planned applications to build dwellings bordering Longridge.

I feel strongly that the Longridge adjustment figure requires due consideration in light of the above and, although further afield, (2 miles, with Longridge being the closest town to this site) the 650 units approved for construction at the Whittingham Park site should also form part of this consideration. It is obvious that the overall number of dwellings bordering our town shall be reliant upon the resources and infrastructure of Longridge and that to not make a further allowance for this within the dwelling allocation for our town would I consider be wholly negligent.

The impact upon the services and infrastructure by the scale of developments proposed by a number of the principle contractors within Longridge and upon its borders should be given due consideration to restricting these in both size and to the type of houses required to meet local requirements

I believe as a community we recognise that a degree of new housing is required but that RVBC needs to exercise a degree of empathy when considering the impact such large scale developments and allocated housing units would have upon our community. The development of the existing brown field sites (as advised within the NPPF as being preferable to the destruction of Greenfield and Greenbelt) in and around Longridge as starter homes / retirement / affordable housing would be of real benefit to those who really need to get on the housing ladder as well as improving the aesthetics of the town itself.

I ask that you and the planning committee make their decisions based on a considered and well thought through basis.

Yours faithfully

[REDACTED]

[REDACTED]

ack'd & copied 7-7-14

PRN 8886.

28th June 2014

Ribble Valley Borough Council
Examination Office
Church Walk
Clitheroe
Lancs.
BB7 2RA

[REDACTED]

For the attention of Mrs Michelle Haworth, Core Strategy Programme Officer

Dear Mrs Haworth,

In response to the recent modifications to the RVBC Core Strategy, which, fundamentally I am in agreement with, I wish to bring to your attention one point for consideration in the developments planned for Longridge.

At the point of finalising the overall number of dwellings proposed for Longridge an adjustment of 200 dwellings was proposed, this to be distributed between 9 other identified settlements within the Borough. This number was ratified during December 2011 to account for the planned development of the Ridings Depot site. Since this time subsequent applications have been made including Gladman Developments for an additional 190 units at this site, a recent application has been lodged for 10 further units at the same site as proposed by Sherwood homes, 78 additional dwellings have already been granted permission at Mosses Farm, Whittingham Lane together with the development of 14 units on Inglewhite Road, these being amongst further granted & planned applications to build dwellings bordering Longridge.

I feel strongly that the Longridge adjustment figure requires due consideration in light of the above and, although further afield, (2 miles, with Longridge being the closest town to this site) the 650 units approved for construction at the Whittingham Park site should also form part of this consideration. It is obvious that the overall number of dwellings bordering our town shall be reliant upon the resources and infrastructure of Longridge and that to not make a further allowance for this within the dwelling allocation for our town would I consider be wholly negligent.

The impact upon the services and infrastructure by the scale of developments proposed by a number of the principle contractors within Longridge and upon its borders should be given due consideration to restricting these in both size and to the type of houses required to meet local requirements

I believe as a community we recognise that a degree of new housing is required but that RVBC needs to exercise a degree of empathy when considering the impact such large scale developments and allocated housing units would have upon our community. The development of the existing brown field sites (as advised within the NPPF as being preferable to the destruction of Greenfield and Greenbelt) in and around Longridge as starter homes / retirement / affordable housing would be of real benefit to those who really need to get on the housing ladder as well as improving the aesthetics of the town itself.

I ask that you and the planning committee make their decisions based on a considered and well thought through basis.

Yours faithfully

[REDACTED]

[REDACTED]

Copied & ack'd 7-7-14

PRN 8887

28th June 2014

Ribble Valley Borough Council
Examination Office
Church Walk
Clitheroe
Lancs.
BB7 2RA

[REDACTED]

For the attention of Mrs Michelle Haworth, Core Strategy Programme Officer

Dear Mrs Haworth,

In response to the recent modifications to the RVBC Core Strategy, which, fundamentally I am in agreement with, I wish to bring to your attention one point for consideration in the developments planned for Longridge.

At the point of finalising the overall number of dwellings proposed for Longridge an adjustment of 200 dwellings was proposed, this to be distributed between 9 other identified settlements within the Borough. This number was ratified during December 2011 to account for the planned development of the Ridings Depot site. Since this time subsequent applications have been made including Gladman Developments for an additional 190 units at this site, a recent application has been lodged for 10 further units at the same site as proposed by Sherwood homes, 78 additional dwellings have already been granted permission at Mosses Farm, Whittingham Lane together with the development of 14 units on Inglewhite Road, these being amongst further granted & planned applications to build dwellings bordering Longridge.

I feel strongly that the Longridge adjustment figure requires due consideration in light of the above and, although further afield, (2 miles, with Longridge being the closest town to this site) the 650 units approved for construction at the Whittingham Park site should also form part of this consideration. It is obvious that the overall number of dwellings bordering our town shall be reliant upon the resources and infrastructure of Longridge and that to not make a further allowance for this within the dwelling allocation for our town would I consider be wholly negligent.

The impact upon the services and infrastructure by the scale of developments proposed by a number of the principle contractors within Longridge and upon its borders should be given due consideration to restricting these in both size and to the type of houses required to meet local requirements

I believe as a community we recognise that a degree of new housing is required but that RVBC needs to exercise a degree of empathy when considering the impact such large scale developments and allocated housing units would have upon our community. The development of the existing brown field sites (as advised within the NPPF as being preferable to the destruction of Greenfield and Greenbelt) in and around Longridge as starter homes / retirement / affordable housing would be of real benefit to those who really need to get on the housing ladder as well as improving the aesthetics of the town itself.

I ask that you and the planning committee make their decisions based on a considered and well thought through basis.

Yours faithfully

[REDACTED]

[REDACTED]

28th June 2014

Ribble Valley Borough Council
Examination Office
Church Walk
Clitheroe
Lancs.
BB7 2RA

[REDACTED]

For the attention of Mrs Michelle Haworth, Core Strategy Programme Officer

Dear Mrs Haworth,

In response to the recent modifications to the RVBC Core Strategy, which, fundamentally I am in agreement with, I wish to bring to your attention one point for consideration in the developments planned for Longridge.

At the point of finalising the overall number of dwellings proposed for Longridge an adjustment of 200 dwellings was proposed, this to be distributed between 9 other identified settlements within the Borough. This number was ratified during December 2011 to account for the planned development of the Ridings Depot site. Since this time subsequent applications have been made including Gladman Developments for an additional 190 units at this site, a recent application has been lodged for 10 further units at the same site as proposed by Sherwood homes, 78 additional dwellings have already been granted permission at Mosses Farm, Whittingham Lane together with the development of 14 units on Inglewhite Road, these being amongst further granted & planned applications to build dwellings bordering Longridge.

I feel strongly that the Longridge adjustment figure requires due consideration in light of the above and, although further afield, (2 miles, with Longridge being the closest town to this site) the 650 units approved for construction at the Whittingham Park site should also form part of this consideration. It is obvious that the overall number of dwellings bordering our town shall be reliant upon the resources and infrastructure of Longridge and that to not make a further allowance for this within the dwelling allocation for our town would I consider be wholly negligent.

The impact upon the services and infrastructure by the scale of developments proposed by a number of the principle contractors within Longridge and upon its borders should be given due consideration to restricting these in both size and to the type of houses required to meet local requirements

I believe as a community we recognise that a degree of new housing is required but that RVBC needs to exercise a degree of empathy when considering the impact such large scale developments and allocated housing units would have upon our community. The development of the existing brown field sites (as advised within the NPPF as being preferable to the destruction of Greenfield and Greenbelt) in and around Longridge as starter homes / retirement / affordable housing would be of real benefit to those who really need to get on the housing ladder as well as improving the aesthetics of the town itself.

I ask that you and the planning committee make their decisions based on a considered and well thought through basis.

Yours faithfully

[REDACTED]

[REDACTED]

1

copied & ack'd 7.7.14

PRN 8889

28th June 2014

Ribble Valley Borough Council
Examination Office
Church Walk
Clitheroe
Lancs.
BB7 2RA

[REDACTED]

For the attention of Mrs Michelle Haworth, Core Strategy Programme Officer

Dear Mrs Haworth,

In response to the recent modifications to the RVBC Core Strategy, which, fundamentally I am in agreement with, I wish to bring to your attention one point for consideration in the developments planned for Longridge.

At the point of finalising the overall number of dwellings proposed for Longridge an adjustment of 200 dwellings was proposed, this to be distributed between 9 other identified settlements within the Borough. This number was ratified during December 2011 to account for the planned development of the Ridings Depot site. Since this time subsequent applications have been made including Gladman Developments for an additional 190 units at this site, a recent application has been lodged for 10 further units at the same site as proposed by Sherwood homes, 78 additional dwellings have already been granted permission at Mosses Farm, Whittingham Lane together with the development of 14 units on Inglewhite Road, these being amongst further granted & planned applications to build dwellings bordering Longridge.

I feel strongly that the Longridge adjustment figure requires due consideration in light of the above and, although further afield, (2 miles, with Longridge being the closest town to this site) the 650 units approved for construction at the Whittingham Park site should also form part of this consideration. It is obvious that the overall number of dwellings bordering our town shall be reliant upon the resources and infrastructure of Longridge and that to not make a further allowance for this within the dwelling allocation for our town would I consider be wholly negligent.

The impact upon the services and infrastructure by the scale of developments proposed by a number of the principle contractors within Longridge and upon its borders should be given due consideration to restricting these in both size and to the type of houses required to meet local requirements

I believe as a community we recognise that a degree of new housing is required but that RVBC needs to exercise a degree of empathy when considering the impact such large scale developments and allocated housing units would have upon our community. The development of the existing brown field sites (as advised within the NPPF as being preferable to the destruction of Greenfield and Greenbelt) in and around Longridge as starter homes / retirement / affordable housing would be of real benefit to those who really need to get on the housing ladder as well as improving the aesthetics of the town itself.

I ask that you and the planning committee make their decisions based on a considered and well thought through basis.

Yours faithfully

[REDACTED]

[REDACTED]

Copied & ack'd

ARN. 8890

28th June 2014

Ribble Valley Borough Council
Examination Office
Church Walk
Clitheroe
Lancs.
BB7 2RA

[REDACTED]

For the attention of Mrs Michelle Haworth, Core Strategy Programme Officer

Dear Mrs Haworth,

In response to the recent modifications to the RVBC Core Strategy, which, fundamentally I am in agreement with, I wish to bring to your attention one point for consideration in the developments planned for Longridge.

At the point of finalising the overall number of dwellings proposed for Longridge an adjustment of 200 dwellings was proposed, this to be distributed between 9 other identified settlements within the Borough. This number was ratified during December 2011 to account for the planned development of the Ridings Depot site. Since this time subsequent applications have been made including Gladman Developments for an additional 190 units at this site, a recent application has been lodged for 10 further units at the same site as proposed by Sherwood homes, 78 additional dwellings have already been granted permission at Mosses Farm, Whittingham Lane together with the development of 14 units on Inglewhite Road, these being amongst further granted & planned applications to build dwellings bordering Longridge.

I feel strongly that the Longridge adjustment figure requires due consideration in light of the above and, although further afield, (2 miles, with Longridge being the closest town to this site) the 650 units approved for construction at the Whittingham Park site should also form part of this consideration. It is obvious that the overall number of dwellings bordering our town shall be reliant upon the resources and infrastructure of Longridge and that to not make a further allowance for this within the dwelling allocation for our town would I consider be wholly negligent.

The impact upon the services and infrastructure by the scale of developments proposed by a number of the principle contractors within Longridge and upon its borders should be given due consideration to restricting these in both size and to the type of houses required to meet local requirements

I believe as a community we recognise that a degree of new housing is required but that RVBC needs to exercise a degree of empathy when considering the impact such large scale developments and allocated housing units would have upon our community. The development of the existing brown field sites (as advised within the NPPF as being preferable to the destruction of Greenfield and Greenbelt) in and around Longridge as starter homes / retirement / affordable housing would be of real benefit to those who really need to get on the housing ladder as well as improving the aesthetics of the town itself.

I ask that you and the planning committee make their decisions based on a considered and well thought through basis.

Yours faithfully

[REDACTED]


Incomplete address.

Copied 7.7.14

PRN - 88911

28th June 2014

Ribble Valley Borough Council
Examination Office
Church Walk
Clitheroe
Lancs.
BB7 2RA



For the attention of Mrs Michelle Haworth, Core Strategy Programme Officer

Dear Mrs Haworth,

In response to the recent modifications to the RVBC Core Strategy, which, fundamentally I am in agreement with, I wish to bring to your attention one point for consideration in the developments planned for Longridge.

At the point of finalising the overall number of dwellings proposed for Longridge an adjustment of 200 dwellings was proposed, this to be distributed between 9 other identified settlements within the Borough. This number was ratified during December 2011 to account for the planned development of the Ridings Depot site. Since this time subsequent applications have been made including Gladman Developments for an additional 190 units at this site, a recent application has been lodged for 10 further units at the same site as proposed by Sherwood homes, 78 additional dwellings have already been granted permission at Mosses Farm, Whittingham Lane together with the development of 14 units on Inglewhite Road, these being amongst further granted & planned applications to build dwellings bordering Longridge.

I feel strongly that the Longridge adjustment figure requires due consideration in light of the above and, although further afield, (2 miles, with Longridge being the closest town to this site) the 650 units approved for construction at the Whittingham Park site should also form part of this consideration. It is obvious that the overall number of dwellings bordering our town shall be reliant upon the resources and infrastructure of Longridge and that to not make a further allowance for this within the dwelling allocation for our town would I consider be wholly negligent.

The impact upon the services and infrastructure by the scale of developments proposed by a number of the principle contractors within Longridge and upon its borders should be given due consideration to restricting these in both size and to the type of houses required to meet local requirements

I believe as a community we recognise that a degree of new housing is required but that RVBC needs to exercise a degree of empathy when considering the impact such large scale developments and allocated housing units would have upon our community. The development of the existing brown field sites (as advised within the NPPF as being preferable to the destruction of Greenfield and Greenbelt) in and around Longridge as starter homes / retirement / affordable housing would be of real benefit to those who really need to get on the housing ladder as well as improving the aesthetics of the town itself.

I ask that you and the planning committee make their decisions based on a considered and well thought through basis.

Yours faithfully,

A signature area that has been heavily redacted with two large, thick blacked-out blocks of ink, obscuring the name and any handwritten notes.



Copied & ack'd 7.7.14

FRN 8892.

28th June 2014

Ribble Valley Borough Council
Examination Office
Church Walk
Clitheroe
Lancs.
BB7 2RA

[REDACTED]

For the attention of Mrs Michelle Haworth, Core Strategy Programme Officer

Dear Mrs Haworth,

In response to the recent modifications to the RVBC Core Strategy, which, fundamentally I am in agreement with, I wish to bring to your attention one point for consideration in the developments planned for Longridge.

At the point of finalising the overall number of dwellings proposed for Longridge an adjustment of 200 dwellings was proposed, this to be distributed between 9 other identified settlements within the Borough. This number was ratified during December 2011 to account for the planned development of the Ridings Depot site. Since this time subsequent applications have been made including Gladman Developments for an additional 190 units at this site, a recent application has been lodged for 10 further units at the same site as proposed by Sherwood homes, 78 additional dwellings have already been granted permission at Mosses Farm, Whittingham Lane together with the development of 14 units on Inglewhite Road, these being amongst further granted & planned applications to build dwellings bordering Longridge.

I feel strongly that the Longridge adjustment figure requires due consideration in light of the above and, although further afield, (2 miles, with Longridge being the closest town to this site) the 650 units approved for construction at the Whittingham Park site should also form part of this consideration. It is obvious that the overall number of dwellings bordering our town shall be reliant upon the resources and infrastructure of Longridge and that to not make a further allowance for this within the dwelling allocation for our town would I consider be wholly negligent.

The impact upon the services and infrastructure by the scale of developments proposed by a number of the principle contractors within Longridge and upon its borders should be given due consideration to restricting these in both size and to the type of houses required to meet local requirements

I believe as a community we recognise that a degree of new housing is required but that RVBC needs to exercise a degree of empathy when considering the impact such large scale developments and allocated housing units would have upon our community. The development of the existing brown field sites (as advised within the NPPF as being preferable to the destruction of Greenfield and Greenbelt) in and around Longridge as starter homes / retirement / affordable housing would be of real benefit to those who really need to get on the housing ladder as well as improving the aesthetics of the town itself.

I ask that you and the planning committee make their decisions based on a considered and well thought through basis.

Yours faithfully

[REDACTED]

[REDACTED]

copied and ack'd 7-7-14.

PRN 8893

28th June 2014

Ribble Valley Borough Council
Examination Office
Church Walk
Clitheroe
Lancs.
BB7 2RA

[REDACTED]

For the attention of Mrs Michelle Haworth, Core Strategy Programme Officer

Dear Mrs Haworth,

In response to the recent modifications to the RVBC Core Strategy, which, fundamentally I am in agreement with, I wish to bring to your attention one point for consideration in the developments planned for Longridge.

At the point of finalising the overall number of dwellings proposed for Longridge an adjustment of 200 dwellings was proposed, this to be distributed between 9 other identified settlements within the Borough. This number was ratified during December 2011 to account for the planned development of the Ridings Depot site. Since this time subsequent applications have been made including Gladman Developments for an additional 190 units at this site, a recent application has been lodged for 10 further units at the same site as proposed by Sherwood homes, 78 additional dwellings have already been granted permission at Mosses Farm, Whittingham Lane together with the development of 14 units on Inglewhite Road, these being amongst further granted & planned applications to build dwellings bordering Longridge.

I feel strongly that the Longridge adjustment figure requires due consideration in light of the above and, although further afield, (2 miles, with Longridge being the closest town to this site) the 650 units approved for construction at the Whittingham Park site should also form part of this consideration. It is obvious that the overall number of dwellings bordering our town shall be reliant upon the resources and infrastructure of Longridge and that to not make a further allowance for this within the dwelling allocation for our town would I consider be wholly negligent.

The impact upon the services and infrastructure by the scale of developments proposed by a number of the principle contractors within Longridge and upon its borders should be given due consideration to restricting these in both size and to the type of houses required to meet local requirements

I believe as a community we recognise that a degree of new housing is required but that RVBC needs to exercise a degree of empathy when considering the impact such large scale developments and allocated housing units would have upon our community. The development of the existing brown field sites (as advised within the NPPF as being preferable to the destruction of Greenfield and Greenbelt) in and around Longridge as starter homes / retirement / affordable housing would be of real benefit to those who really need to get on the housing ladder as well as improving the aesthetics of the town itself.

I ask that you and the planning committee make their decisions based on a considered and well thought through basis.

Yours faithfully

[REDACTED]

copied & ack'd 7.7.14

PRN 8894

28th June 2014



Ribble Valley Borough Council
Examination Office
Church Walk
Clitheroe
Lancs.
BB7 2RA

For the attention of Mrs Michelle Haworth, Core Strategy Programme Officer

Dear Mrs Haworth,

In response to the recent modifications to the RVBC Core Strategy, which, fundamentally I am in agreement with, I wish to bring to your attention one point for consideration in the developments planned for Longridge.

At the point of finalising the overall number of dwellings proposed for Longridge an adjustment of 200 dwellings was proposed, this to be distributed between 9 other identified settlements within the Borough. This number was ratified during December 2011 to account for the planned development of the Ridings Depot site. Since this time subsequent applications have been made including Gladman Developments for an additional 190 units at this site, a recent application has been lodged for 10 further units at the same site as proposed by Sherwood homes, 78 additional dwellings have already been granted permission at Mosses Farm, Whittingham Lane together with the development of 14 units on Inglewhite Road, these being amongst further granted & planned applications to build dwellings bordering Longridge.

I feel strongly that the Longridge adjustment figure requires due consideration in light of the above and, although further afield, (2 miles, with Longridge being the closest town to this site) the 650 units approved for construction at the Whittingham Park site should also form part of this consideration. It is obvious that the overall number of dwellings bordering our town shall be reliant upon the resources and infrastructure of Longridge and that to not make a further allowance for this within the dwelling allocation for our town would I consider be wholly negligent.

The impact upon the services and infrastructure by the scale of developments proposed by a number of the principle contractors within Longridge and upon its borders should be given due consideration to restricting these in both size and to the type of houses required to meet local requirements

I believe as a community we recognise that a degree of new housing is required but that RVBC needs to exercise a degree of empathy when considering the impact such large scale developments and allocated housing units would have upon our community. The development of the existing brown field sites (as advised within the NPPF as being preferable to the destruction of Greenfield and Greenbelt) in and around Longridge as starter homes / retirement / affordable housing would be of real benefit to those who really need to get on the housing ladder as well as improving the aesthetics of the town itself.

I ask that you and the planning committee make their decisions based on a considered and well thought through basis.

Yours faithfully

Nr

copied & ack'd 7.7.14

PRN P895

28th June 2014



Ribble Valley Borough Council
Examination Office
Church Walk
Clitheroe
Lancs.
BB7 2RA

For the attention of Mrs Michelle Haworth, Core Strategy Programme Officer

Dear Mrs Haworth,

In response to the recent modifications to the RVBC Core Strategy, which, fundamentally I am in agreement with, I wish to bring to your attention one point for consideration in the developments planned for Longridge.

At the point of finalising the overall number of dwellings proposed for Longridge an adjustment of 200 dwellings was proposed, this to be distributed between 9 other identified settlements within the Borough. This number was ratified during December 2011 to account for the planned development of the Ridings Depot site. Since this time subsequent applications have been made including Gladman Developments for an additional 190 units at this site, a recent application has been lodged for 10 further units at the same site as proposed by Sherwood homes, 78 additional dwellings have already been granted permission at Mosses Farm, Whittingham Lane together with the development of 14 units on Inglewhite Road, these being amongst further granted & planned applications to build dwellings bordering Longridge.

I feel strongly that the Longridge adjustment figure requires due consideration in light of the above and, although further afield, (2 miles, with Longridge being the closest town to this site) the 650 units approved for construction at the Whittingham Park site should also form part of this consideration. It is obvious that the overall number of dwellings bordering our town shall be reliant upon the resources and infrastructure of Longridge and that to not make a further allowance for this within the dwelling allocation for our town would I consider be wholly negligent.

The impact upon the services and infrastructure by the scale of developments proposed by a number of the principle contractors within Longridge and upon its borders should be given due consideration to restricting these in both size and to the type of houses required to meet local requirements

I believe as a community we recognise that a degree of new housing is required but that RVBC needs to exercise a degree of empathy when considering the impact such large scale developments and allocated housing units would have upon our community. The development of the existing brown field sites (as advised within the NPPF as being preferable to the destruction of Greenfield and Greenbelt) in and around Longridge as starter homes / retirement / affordable housing would be of real benefit to those who really need to get on the housing ladder as well as improving the aesthetics of the town itself.

I ask that you and the planning committee make their decisions based on a considered and well thought through basis.

Yours faithfully

A thick, horizontal black bar used to redact the signature.

A thick, horizontal black bar used to redact the signature.

copied & ack'd 7.7.14

PRN 8896

28th June 2014



Ribble Valley Borough Council
Examination Office
Church Walk
Clitheroe
Lancs.
BB7 2RA

For the attention of Mrs Michelle Haworth, Core Strategy Programme Officer

Dear Mrs Haworth,

In response to the recent modifications to the RVBC Core Strategy, which, fundamentally I am in agreement with, I wish to bring to your attention one point for consideration in the developments planned for Longridge.

At the point of finalising the overall number of dwellings proposed for Longridge an adjustment of 200 dwellings was proposed, this to be distributed between 9 other identified settlements within the Borough. This number was ratified during December 2011 to account for the planned development of the Ridings Depot site. Since this time subsequent applications have been made including Gladman Developments for an additional 190 units at this site, a recent application has been lodged for 10 further units at the same site as proposed by Sherwood homes, 78 additional dwellings have already been granted permission at Mosses Farm, Whittingham Lane together with the development of 14 units on Inglewhite Road, these being amongst further granted & planned applications to build dwellings bordering Longridge.

I feel strongly that the Longridge adjustment figure requires due consideration in light of the above and, although further afield, (2 miles, with Longridge being the closest town to this site) the 650 units approved for construction at the Whittingham Park site should also form part of this consideration. It is obvious that the overall number of dwellings bordering our town shall be reliant upon the resources and infrastructure of Longridge and that to not make a further allowance for this within the dwelling allocation for our town would I consider be wholly negligent.

The impact upon the services and infrastructure by the scale of developments proposed by a number of the principle contractors within Longridge and upon its borders should be given due consideration to restricting these in both size and to the type of houses required to meet local requirements

I believe as a community we recognise that a degree of new housing is required but that RVBC needs to exercise a degree of empathy when considering the impact such large scale developments and allocated housing units would have upon our community. The development of the existing brown field sites (as advised within the NPPF as being preferable to the destruction of Greenfield and Greenbelt) in and around Longridge as starter homes / retirement / affordable housing would be of real benefit to those who really need to get on the housing ladder as well as improving the aesthetics of the town itself.

I ask that you and the planning committee make their decisions based on a considered and well thought through basis.

Yours faithfully



Incomplete address
Copied 7-7-14

ARN - 8897

28th June 2014

Ribble Valley Borough Council
Examination Office
Church Walk
Clitheroe
Lancs.
BB7 2RA

[REDACTED]

For the attention of Mrs Michelle Haworth, Core Strategy Programme Officer

Dear Mrs Haworth,

In response to the recent modifications to the RVBC Core Strategy, which, fundamentally I am in agreement with, I wish to bring to your attention one point for consideration in the developments planned for Longridge.

At the point of finalising the overall number of dwellings proposed for Longridge an adjustment of 200 dwellings was proposed, this to be distributed between 9 other identified settlements within the Borough. This number was ratified during December 2011 to account for the planned development of the Ridings Depot site. Since this time subsequent applications have been made including Gladman Developments for an additional 190 units at this site, a recent application has been lodged for 10 further units at the same site as proposed by Sherwood homes, 78 additional dwellings have already been granted permission at Mosses Farm, Whittingham Lane together with the development of 14 units on Inglewhite Road, these being amongst further granted & planned applications to build dwellings bordering Longridge.

I feel strongly that the Longridge adjustment figure requires due consideration in light of the above and, although further afield, (2 miles, with Longridge being the closest town to this site) the 650 units approved for construction at the Whittingham Park site should also form part of this consideration. It is obvious that the overall number of dwellings bordering our town shall be reliant upon the resources and infrastructure of Longridge and that to not make a further allowance for this within the dwelling allocation for our town would I consider be wholly negligent.

The impact upon the services and infrastructure by the scale of developments proposed by a number of the principle contractors within Longridge and upon its borders should be given due consideration to restricting these in both size and to the type of houses required to meet local requirements

I believe as a community we recognise that a degree of new housing is required but that RVBC needs to exercise a degree of empathy when considering the impact such large scale developments and allocated housing units would have upon our community. The development of the existing brown field sites (as advised within the NPPF as being preferable to the destruction of Greenfield and Greenbelt) in and around Longridge as starter homes / retirement / affordable housing would be of real benefit to those who really need to get on the housing ladder as well as improving the aesthetics of the town itself.

I ask that you and the planning committee make their decisions based on a considered and well thought through basis.

Yours faithfully

[REDACTED]

copied & ack'd 7.7.14

PRN - 8898

28th June 2014

Ribble Valley Borough Council
Examination Office
Church Walk
Clitheroe
Lancs.
BB7 2RA

For the attention of Mrs Michelle Haworth, Core Strategy Programme Officer

Dear Mrs Haworth,

In response to the recent modifications to the RVBC Core Strategy, which, fundamentally I am in agreement with, I wish to bring to your attention one point for consideration in the developments planned for Longridge.

At the point of finalising the overall number of dwellings proposed for Longridge an adjustment of 200 dwellings was proposed, this to be distributed between 9 other identified settlements within the Borough. This number was ratified during December 2011 to account for the planned development of the Ridings Depot site. Since this time subsequent applications have been made including Gladman Developments for an additional 190 units at this site, a recent application has been lodged for 10 further units at the same site as proposed by Sherwood homes, 78 additional dwellings have already been granted permission at Mosses Farm, Whittingham Lane together with the development of 14 units on Inglewhite Road, these being amongst further granted & planned applications to build dwellings bordering Longridge.

I feel strongly that the Longridge adjustment figure requires due consideration in light of the above and, although further afield, (2 miles, with Longridge being the closest town to this site) the 650 units approved for construction at the Whittingham Park site should also form part of this consideration. It is obvious that the overall number of dwellings bordering our town shall be reliant upon the resources and infrastructure of Longridge and that to not make a further allowance for this within the dwelling allocation for our town would I consider be wholly negligent.

The impact upon the services and infrastructure by the scale of developments proposed by a number of the principle contractors within Longridge and upon its borders should be given due consideration to restricting these in both size and to the type of houses required to meet local requirements

I believe as a community we recognise that a degree of new housing is required but that RVBC needs to exercise a degree of empathy when considering the impact such large scale developments and allocated housing units would have upon our community. The development of the existing brown field sites (as advised within the NPPF as being preferable to the destruction of Greenfield and Greenbelt) in and around Longridge as starter homes / retirement / affordable housing would be of real benefit to those who really need to get on the housing ladder as well as improving the aesthetics of the town itself.

I ask that you and the planning committee make their decisions based on a considered and well thought through basis.

Yours faithfully

[Redacted signature]

[Redacted signature]

[Redacted signature]

[Redacted signature]

no address.
copied 7.7.14

PKN - 8899

28th June 2014

Ribble Valley Borough Council
Examination Office
Church Walk
Clitheroe
Lancs.
BB7 2RA

no address
for unit 4

For the attention of Mrs Michelle Haworth, Core Strategy Programme Officer

Dear Mrs Haworth,

In response to the recent modifications to the RVBC Core Strategy, which, fundamentally I am in agreement with, I wish to bring to your attention one point for consideration in the developments planned for Longridge.

At the point of finalising the overall number of dwellings proposed for Longridge an adjustment of 200 dwellings was proposed, this to be distributed between 9 other identified settlements within the Borough. This number was ratified during December 2011 to account for the planned development of the Ridings Depot site. Since this time subsequent applications have been made including Gladman Developments for an additional 190 units at this site, a recent application has been lodged for 10 further units at the same site as proposed by Sherwood homes, 78 additional dwellings have already been granted permission at Mosses Farm, Whittingham Lane together with the development of 14 units on Inglewhite Road, these being amongst further granted & planned applications to build dwellings bordering Longridge.

I feel strongly that the Longridge adjustment figure requires due consideration in light of the above and, although further afield, (2 miles, with Longridge being the closest town to this site) the 650 units approved for construction at the Whittingham Park site should also form part of this consideration. It is obvious that the overall number of dwellings bordering our town shall be reliant upon the resources and infrastructure of Longridge and that to not make a further allowance for this within the dwelling allocation for our town would I consider be wholly negligent.

The impact upon the services and infrastructure by the scale of developments proposed by a number of the principle contractors within Longridge and upon its borders should be given due consideration to restricting these in both size and to the type of houses required to meet local requirements

I believe as a community we recognise that a degree of new housing is required but that RVBC needs to exercise a degree of empathy when considering the impact such large scale developments and allocated housing units would have upon our community. The development of the existing brown field sites (as advised within the NPPF as being preferable to the destruction of Greenfield and Greenbelt) in and around Longridge as starter homes / retirement / affordable housing would be of real benefit to those who really need to get on the housing ladder as well as improving the aesthetics of the town itself.

I ask that you and the planning committee make their decisions based on a considered and well thought through basis.

Yours faithfully

N



Copied & ack'd 7-7-14

PRN - 8900

28th June 2014

Ribble Valley Borough Council
Examination Office
Church Walk
Clitheroe
Lancs.
BB7 2RA

[Redacted]

For the attention of Mrs Michelle Haworth, Core Strategy Programme Officer

Dear Mrs Haworth,

In response to the recent modifications to the RVBC Core Strategy, which, fundamentally I am in agreement with, I wish to bring to your attention one point for consideration in the developments planned for Longridge.

At the point of finalising the overall number of dwellings proposed for Longridge an adjustment of 200 dwellings was proposed, this to be distributed between 9 other identified settlements within the Borough. This number was ratified during December 2011 to account for the planned development of the Ridings Depot site. Since this time subsequent applications have been made including Gladman Developments for an additional 190 units at this site, a recent application has been lodged for 10 further units at the same site as proposed by Sherwood homes, 78 additional dwellings have already been granted permission at Mosses Farm, Whittingham Lane together with the development of 14 units on Inglewhite Road, these being amongst further granted & planned applications to build dwellings bordering Longridge.

I feel strongly that the Longridge adjustment figure requires due consideration in light of the above and, although further afield, (2 miles, with Longridge being the closest town to this site) the 650 units approved for construction at the Whittingham Park site should also form part of this consideration. It is obvious that the overall number of dwellings bordering our town shall be reliant upon the resources and infrastructure of Longridge and that to not make a further allowance for this within the dwelling allocation for our town would I consider be wholly negligent.

The impact upon the services and infrastructure by the scale of developments proposed by a number of the principle contractors within Longridge and upon its borders should be given due consideration to restricting these in both size and to the type of houses required to meet local requirements

I believe as a community we recognise that a degree of new housing is required but that RVBC needs to exercise a degree of empathy when considering the impact such large scale developments and allocated housing units would have upon our community. The development of the existing brown field sites (as advised within the NPPF as being preferable to the destruction of Greenfield and Greenbelt) in and around Longridge as starter homes / retirement / affordable housing would be of real benefit to those who really need to get on the housing ladder as well as improving the aesthetics of the town itself.

I ask that you and the planning committee make their decisions based on a considered and well thought through basis.

Yours faithfully

[Redacted signature]

[Redacted]

copied & ack'd 7-7-14

PRN-8901

28th June 2014

Ribble Valley Borough Council
Examination Office
Church Walk
Clitheroe
Lancs.
BB7 2RA

[REDACTED]

For the attention of Mrs Michelle Haworth, Core Strategy Programme Officer

Dear Mrs Haworth,

In response to the recent modifications to the RVBC Core Strategy, which, fundamentally I am in agreement with, I wish to bring to your attention one point for consideration in the developments planned for Longridge.

At the point of finalising the overall number of dwellings proposed for Longridge an adjustment of 200 dwellings was proposed, this to be distributed between 9 other identified settlements within the Borough. This number was ratified during December 2011 to account for the planned development of the Ridings Depot site. Since this time subsequent applications have been made including Gladman Developments for an additional 190 units at this site, a recent application has been lodged for 10 further units at the same site as proposed by Sherwood homes, 78 additional dwellings have already been granted permission at Mosses Farm, Whittingham Lane together with the development of 14 units on Inglewhite Road, these being amongst further granted & planned applications to build dwellings bordering Longridge.

I feel strongly that the Longridge adjustment figure requires due consideration in light of the above and, although further afield, (2 miles, with Longridge being the closest town to this site) the 650 units approved for construction at the Whittingham Park site should also form part of this consideration. It is obvious that the overall number of dwellings bordering our town shall be reliant upon the resources and infrastructure of Longridge and that to not make a further allowance for this within the dwelling allocation for our town would I consider be wholly negligent.

The impact upon the services and infrastructure by the scale of developments proposed by a number of the principle contractors within Longridge and upon its borders should be given due consideration to restricting these in both size and to the type of houses required to meet local requirements

I believe as a community we recognise that a degree of new housing is required but that RVBC needs to exercise a degree of empathy when considering the impact such large scale developments and allocated housing units would have upon our community. The development of the existing brown field sites (as advised within the NPPF as being preferable to the destruction of Greenfield and Greenbelt) in and around Longridge as starter homes / retirement / affordable housing would be of real benefit to those who really need to get on the housing ladder as well as improving the aesthetics of the town itself.

I ask that you and the planning committee make their decisions based on a considered and well thought through basis.

Yours faithfully

[REDACTED]

copied & ack'd 7.7.14

PRN - 8902

28th June 2014

Ribble Valley Borough Council
Examination Office
Church Walk
Clitheroe
Lancs.
BB7 2RA

[REDACTED]

For the attention of Mrs Michelle Haworth, Core Strategy Programme Officer

Dear Mrs Haworth,

In response to the recent modifications to the RVBC Core Strategy, which, fundamentally I am in agreement with, I wish to bring to your attention one point for consideration in the developments planned for Longridge.

At the point of finalising the overall number of dwellings proposed for Longridge an adjustment of 200 dwellings was proposed, this to be distributed between 9 other identified settlements within the Borough. This number was ratified during December 2011 to account for the planned development of the Ridings Depot site. Since this time subsequent applications have been made including Gladman Developments for an additional 190 units at this site, a recent application has been lodged for 10 further units at the same site as proposed by Sherwood homes, 78 additional dwellings have already been granted permission at Mosses Farm, Whittingham Lane together with the development of 14 units on Inglewhite Road, these being amongst further granted & planned applications to build dwellings bordering Longridge.

I feel strongly that the Longridge adjustment figure requires due consideration in light of the above and, although further afield, (2 miles, with Longridge being the closest town to this site) the 650 units approved for construction at the Whittingham Park site should also form part of this consideration. It is obvious that the overall number of dwellings bordering our town shall be reliant upon the resources and infrastructure of Longridge and that to not make a further allowance for this within the dwelling allocation for our town would I consider be wholly negligent.

The impact upon the services and infrastructure by the scale of developments proposed by a number of the principle contractors within Longridge and upon its borders should be given due consideration to restricting these in both size and to the type of houses required to meet local requirements

I believe as a community we recognise that a degree of new housing is required but that RVBC needs to exercise a degree of empathy when considering the impact such large scale developments and allocated housing units would have upon our community. The development of the existing brown field sites (as advised within the NPPF as being preferable to the destruction of Greenfield and Greenbelt) in and around Longridge as starter homes / retirement / affordable housing would be of real benefit to those who really need to get on the housing ladder as well as improving the aesthetics of the town itself.

I ask that you and the planning committee make their decisions based on a considered and well thought through basis.

Yours faithfully

[REDACTED]

[REDACTED]

copied & ack'd 7.7.14

PRV - 8903

28th June 2014

Ribble Valley Borough Council
Examination Office
Church Walk
Clitheroe
Lancs.
BB7 2RA

[REDACTED]

[REDACTED]

[REDACTED]

For the attention of Mrs Michelle Haworth, Core Strategy Programme Officer

Dear Mrs Haworth,

In response to the recent modifications to the RVBC Core Strategy, which, fundamentally I am in agreement with, I wish to bring to your attention one point for consideration in the developments planned for Longridge.

At the point of finalising the overall number of dwellings proposed for Longridge an adjustment of 200 dwellings was proposed, this to be distributed between 9 other identified settlements within the Borough. This number was ratified during December 2011 to account for the planned development of the Ridings Depot site. Since this time subsequent applications have been made including Gladman Developments for an additional 190 units at this site, a recent application has been lodged for 10 further units at the same site as proposed by Sherwood homes, 78 additional dwellings have already been granted permission at Mosses Farm, Whittingham Lane together with the development of 14 units on Inglewhite Road, these being amongst further granted & planned applications to build dwellings bordering Longridge.

I feel strongly that the Longridge adjustment figure requires due consideration in light of the above and, although further afield, (2 miles, with Longridge being the closest town to this site) the 650 units approved for construction at the Whittingham Park site should also form part of this consideration. It is obvious that the overall number of dwellings bordering our town shall be reliant upon the resources and infrastructure of Longridge and that to not make a further allowance for this within the dwelling allocation for our town would I consider be wholly negligent.

The impact upon the services and infrastructure by the scale of developments proposed by a number of the principle contractors within Longridge and upon its borders should be given due consideration to restricting these in both size and to the type of houses required to meet local requirements

I believe as a community we recognise that a degree of new housing is required but that RVBC needs to exercise a degree of empathy when considering the impact such large scale developments and allocated housing units would have upon our community. The development of the existing brown field sites (as advised within the NPPF as being preferable to the destruction of Greenfield and Greenbelt) in and around Longridge as starter homes / retirement / affordable housing would be of real benefit to those who really need to get on the housing ladder as well as improving the aesthetics of the town itself.

I ask that you and the planning committee make their decisions based on a considered and well thought through basis.

Yours faithfully

[REDACTED]

[REDACTED]

Copied and ack'd 7.7.14

PRN - 8904

28th June 2014

Ribble Valley Borough Council
Examination Office
Church Walk
Clitheroe
Lancs.
BB7 2RA

[REDACTED]

For the attention of Mrs Michelle Haworth, Core Strategy Programme Officer

Dear Mrs Haworth,

In response to the recent modifications to the RVBC Core Strategy, which, fundamentally I am in agreement with, I wish to bring to your attention one point for consideration in the developments planned for Longridge.

At the point of finalising the overall number of dwellings proposed for Longridge an adjustment of 200 dwellings was proposed, this to be distributed between 9 other identified settlements within the Borough. This number was ratified during December 2011 to account for the planned development of the Ridings Depot site. Since this time subsequent applications have been made including Gladman Developments for an additional 190 units at this site, a recent application has been lodged for 10 further units at the same site as proposed by Sherwood homes, 78 additional dwellings have already been granted permission at Mosses Farm, Whittingham Lane together with the development of 14 units on Inglewhite Road, these being amongst further granted & planned applications to build dwellings bordering Longridge.

I feel strongly that the Longridge adjustment figure requires due consideration in light of the above and, although further afield, (2 miles, with Longridge being the closest town to this site) the 650 units approved for construction at the Whittingham Park site should also form part of this consideration. It is obvious that the overall number of dwellings bordering our town shall be reliant upon the resources and infrastructure of Longridge and that to not make a further allowance for this within the dwelling allocation for our town would I consider be wholly negligent.

The impact upon the services and infrastructure by the scale of developments proposed by a number of the principle contractors within Longridge and upon its borders should be given due consideration to restricting these in both size and to the type of houses required to meet local requirements

I believe as a community we recognise that a degree of new housing is required but that RVBC needs to exercise a degree of empathy when considering the impact such large scale developments and allocated housing units would have upon our community. The development of the existing brown field sites (as advised within the NPPF as being preferable to the destruction of Greenfield and Greenbelt) in and around Longridge as starter homes / retirement / affordable housing would be of real benefit to those who really need to get on the housing ladder as well as improving the aesthetics of the town itself.

I ask that you and the planning committee make their decisions based on a considered and well thought through basis.

Yours faithfully

[REDACTED]

N

[REDACTED]

Copied & ack'd 7-7-14

PRN 8905

28th June 2014

Ribble Valley Borough Council
Examination Office
Church Walk
Clitheroe
Lancs.
BB7 2RA

[REDACTED]

For the attention of Mrs Michelle Haworth, Core Strategy Programme Officer

Dear Mrs Haworth,

In response to the recent modifications to the RVBC Core Strategy, which, fundamentally I am in agreement with, I wish to bring to your attention one point for consideration in the developments planned for Longridge.

At the point of finalising the overall number of dwellings proposed for Longridge an adjustment of 200 dwellings was proposed, this to be distributed between 9 other identified settlements within the Borough. This number was ratified during December 2011 to account for the planned development of the Ridings Depot site. Since this time subsequent applications have been made including Gladman Developments for an additional 190 units at this site, a recent application has been lodged for 10 further units at the same site as proposed by Sherwood homes, 78 additional dwellings have already been granted permission at Mosses Farm, Whittingham Lane together with the development of 14 units on Inglewhite Road, these being amongst further granted & planned applications to build dwellings bordering Longridge.

I feel strongly that the Longridge adjustment figure requires due consideration in light of the above and, although further afield, (2 miles, with Longridge being the closest town to this site) the 650 units approved for construction at the Whittingham Park site should also form part of this consideration. It is obvious that the overall number of dwellings bordering our town shall be reliant upon the resources and infrastructure of Longridge and that to not make a further allowance for this within the dwelling allocation for our town would I consider be wholly negligent.

The impact upon the services and infrastructure by the scale of developments proposed by a number of the principle contractors within Longridge and upon its borders should be given due consideration to restricting these in both size and to the type of houses required to meet local requirements

I believe as a community we recognise that a degree of new housing is required but that RVBC needs to exercise a degree of empathy when considering the impact such large scale developments and allocated housing units would have upon our community. The development of the existing brown field sites (as advised within the NPPF as being preferable to the destruction of Greenfield and Greenbelt) in and around Longridge as starter homes / retirement / affordable housing would be of real benefit to those who really need to get on the housing ladder as well as improving the aesthetics of the town itself.

I ask that you and the planning committee make their decisions based on a considered and well thought through basis.

Yours faithfully

[REDACTED]

ack'd + copied 19/6/14 + passed to J/C

PRN 8650

Forward Planning Team
Ribble Valley Borough Council
Church Walk
Clitheroe
BB7 2RA

RECEIVED
ONE

19 JUN 2014

~~XXXXXXXXXXXXXXXXXXXX~~
~~XXXXXXXXXXXXXXXXXXXX~~
~~XXXXXXXXXXXXXXXXXXXX~~

PAC

14 June 2014

Sirs,
Ribble Valley Core Strategy and
Planning Application 3/2014/0438

1. Core Strategy

The revised Core Strategy of May 2014, has my support providing due recognition is given to the impact of the Planning applications already approved or under consideration by Preston Council right on the Longridge boundary. I understand there is already an established precedent for this. I refer to applying the adjustment to other sites such as the Whittingham Lane and Inglewhite Road Sites which together with Halfpenny Lane, should be offset against the Longridge quota as they will obviously impact on Longridge's road and drainage services as well as medical and educational facilities already struggling to cope with existing demands. Otherwise the Core Strategy now appears to me as sound and cohesive, trusting that as already stated, the Standen Estate Clitheroe remains the Strategic Site of choice for the Ribble Valley removing any requirement for other major sites in the time scale under consideration.

2. Planning Application No.3/2014/0438 on behalf of Barratts.

2.1 This Planning Application is Phase 1, comprising 106 residential units, of an announced 500 house site, although their Site 385 target was 935, would cover a massive 56.7 acres of green belt land looking North from Longridge to a clearly visible AONB panorama which would be a great loss of visual amenity and environmental impact. This huge project if realised would constitute another Strategic Site and also is in direct contradiction to the Government's stated policy of giving precedence to brown field sites.

2.2 Barratts own surveyors themselves have acknowledged a **high** to **medium** risk of surface water flooding on this site in Appendix 3 of their Agricultural Land Quality Report, which will come as no surprise to those with any local knowledge of the area, where drains are already unable to cope, leading to flooded roads and gardens after even moderate rainfall. All this building would exacerbate this problem.

2.3 A further major objection to building on this site, is the extra vehicular traffic which would result. Traffic from the proposed site would most probably be headed to Preston or the M6 Motorway passing through the busiest part of Longridge, where even now at times roads struggle to cope with the existing volume. The capacity of local roads would also be overwhelmed with the extra traffic from Preston Council's newly approved sites on Longridge's South and West borders.

2.4 A further major objection to this particular site is that the Barnacre Road Primary School access is just around the corner opposite Sainsburys supermarket. This would add to the requirement for a new pedestrian crossing as a Traffic Warden's presence cannot be relied on to safeguard the lives of young children who have to cross the road.

2.5 This application makes no provision whatsoever for extensive road improvements or other infrastructure essentials such as extra school capacity or health centres or the extra sewerage or surface water drainage already touched upon.

2.6 In short, this proposal is not only premature in an attempt to pre-empt the ratification of the imminent Neighbourhood Plan and Core Strategy, it does not conform with the Development Plan already scrutinised by a government inspector. In no way does it meet the identified demand for affordable bungalows for the elderly and more affordable homes for young families in Longridge.

It is the wrong plan in the wrong place.

Yours Sincerely



noted 6/6/14
+ copied

Email: [redacted]

- 6 JUN 2014

Colin Hirst
Core Strategy Response
Ribble Valley Borough Council
Church Walk
Clitheoe
BB7 2RA

5 June 2014

Dear Mr Hirst,

**Ribble Valley Core Strategy 2008 – 2028
Response to Main Modifications**

Please find below my comments on the above:

Although I would agree with the principles of the Core Strategy I still have major concerns regarding the number of houses being allocated to Longridge.

Whilst the figure now stands at 633 this does not reflect the true number of houses planned from the Preston City Council side of Longridge.

At the present time I understand that:

- Whittingham Road (Ridings) 220 passed
- Moss Farm 78 passed
- Inglewhite Road (DJ Ryans) 14 passed

In addition to this there is a planning application for a further

- Halfpenny Lane (Gladman) 190 pending

This would amount to a total of 502 new builds; all on the northwest side of Longridge. These houses will link directly into Longridge and residents will use all the services within this area along with the highways – which have already been noted to be a key weakness in Ribble Valleys Core Strategy document.

Within the Core Strategy document you mention that there will be “cohesive working with Preston City Council” but I am not sure how this is working given the numbers being inflicted on Longridge.

However as you have already made adjustments in the figure for the first 220 passed by Preston Council I would hope that further adjustments can be made to reflect the 92 (Moss Farm & DJ Ryans) already passed and if the Gladman development is approved a further 190 should be deducted from the total number required for Longridge.

1. The first part of the document discusses the importance of maintaining accurate records of all transactions and activities. It emphasizes that this is crucial for ensuring transparency and accountability in the organization's operations.

2. The second part of the document outlines the various methods and tools used to collect and analyze data. It highlights the need for consistent and reliable data collection processes to support informed decision-making.

3. The third part of the document focuses on the role of technology in modern data management. It discusses how advanced software solutions can streamline data collection, storage, and analysis, leading to more efficient and effective operations.


4. The final part of the document provides a summary of the key findings and recommendations. It stresses the importance of ongoing monitoring and evaluation to ensure that the data management processes remain up-to-date and effective.


If these adjustments were made then Longridge would need an additional 351 not the 633 stated.

As a very concerned resident of Longridge I would therefore request that these adjustments be considered before we find ourselves with an infrastructure that can't cope and a road system which is totally inadequate and unsafe. Not to mention a town that has completely lost its identity.

Regarding MM34 8.13 This states that Car Parking is being reviewed in Clitheroe and Whalley but makes no mention of Longridge.

Yours sincerely

The signature and name of the sender are redacted with black ink. The signature appears to be written in blue ink.



*adid & L
signed*
Philip Dagnall

From: [REDACTED]
Sent: 04 June 2014 14:23
To: Post Hearings
Subject: FAO Colin Hirst - Core Strategy Response - Letter of Objection (And specifics to Site 385) and Planning Application Number 3/2014/0438

Dear Sirs

This e-mail relates both to the core strategy and planning application 3/2014/0438. If you need these to come under separate cover please advise.

I can only reiterate what I have documented in my previous e-mail and ask that RVBC take into account all of the proposed developments and temper this with the needs of the local community.

I agree new homes are required but these should be of the type required to fulfil the housing needs of the community not large sprawling estates that build on extensive areas of green field sites.

I do not want this to come across as Nimbyism and I think most people would I agree that a small expansion for each of the sites proposed by the developers including the new application made by W Monks at Grimbleston Farm. This would lessen the impact for all whilst fulfilling your statutory obligations. The biggest risk for this is that the developers will not want to do 'small' developments.

Finally, RVBC will receive a lot of money from the developers. The community needs to know how and when this will be spent to alleviate our concerns over infrastructure.

You also have a duty to take into account the planning application made in Preston that affect Longridges borders.

My original response to the Core Strategy and Site 385 is below and remains aside from any amendments that have been made to the core strategy not reflected in this e-mail.

Dear Sirs

I am writing to you to object to parts of the Core Strategy in the strongest possible terms. However, there are also parts where I am in support. This is not done on the basis of objecting without reason or foundation but a plea to the council who should be serving its constituents to think long and hard about what we should be trying to achieve in order to make the future sustainable for the Ribble Valley and its residents. As it stands at the moment the core strategy is completely unbalanced.

I would like to point out that the excuse provided by the council on the exclusion of Site 385 as "an administrative error in a large and complex document" is completely unacceptable. An administrative error is a minor typo or exclusion of a minor point. The unintentional (or deliberate) exclusion of this Site in the core strategy is at best a fundamental error, at worse tantamount to gross negligence on behalf of the council. To put it another way if I, as an individual, submitted a planning application to the council but omitted to inform the planning officer that my 'actual' plans involved a 25% increase in the proposition, and I then proceeded to build it, I am in no doubt what the councils response would be! Completely unacceptable!

The key points of observations which no doubt will be similar to others are: -

- I Support Core Strategy with reservation that the villages should have more development which they need to remain vibrant .
- Longridge to expand by 1039 homes over the 20 year period and no more and to include barn conversions, flats over shops, small flats for 18-24 and singles ,adapted bungalows and flats for the elderly . Building sheltered flats and bungalows releases houses for families and migrants who wish to move in and can be a main engine of growth , reduces the need for large housing estates.

05/06/2014



- The provision in the CS that this total should be reduced by 200 to reflect nearby development in the City of Preston should be retained.
- Taking 282 planning applications granted , 164 sites approved in 2009 but still awaiting planning applications , 200 in City of Preston(point 3) and 100 small sites already identified , Longridge only needs a further 300 sites over the lifetime of the plan.
- Longridge does not therefore need anywhere near the 2270 housing sites proposed for public consideration in the SHLAA.
- The Strategic housing site at Standen Estate Clitheroe should be the only one in the Ribble Valley therefore site 385 should be excluded as originally proposed by the planners to the planning committee. Site 381 and 382 combined is also a potential strategic site -903 homes.
- In Longridge development should be gradual based on small sites rather than on the large estates.
- Longridge should have a neighbourhood plan to make sure that housing is driven by need not greed.
- Planning should be also related to the delivery of school places , health provision , road development social service , utilities and job creation to cope with the expansion. It is clear as a resident of Longridge that there is a shortage in school places and there is insufficient healthcare.
- Preserve the rural nature and character of Longridge .

Specifically in relation to Site 385: -

(c) Site 385 Willows Park Road to the Alston Arms 930 homes

This is the largest site in Longridge and the second largest in the Ribble Valley . It was recommended to the planning committee by the planners for rejection as increasing the settlement (Longridge) by 25%. The planners should be urged to take their own advice this should not be included for consideration as a development site . The planners should not try to get this site back into the CS by the back door having made a mistake.

In the view of Ken Hind who was present all the way through the committee debate and spoke on behalf of the people of Longridge to reject 3 sites did not argue about site 385 as excluded by the schedule under debate , the committee did not recommend this site to the public for future inclusion in the CS as a potential development site and this should remain the position.


This will be a second strategic site in the Ribble Valley CS and should be rejected on that basis. It is 23 hectares or approximately 55 acres will include 930 homes (Planners estimate) The site appears in the SHLAA report as having one owner .This is not strictly correct as it was owned by a farmer who is recently deceased and now the property is in trust for the beneficiaries of his estate . As far as we can establish there is no purchase option signed by the beneficiaries with Barretts . **This effectively means multiple ownership and therefore this site at present is not deliverable and should be argued on this basis .**

The site has major drainage problems and a number of underground springs on it and is open to flooding.

It will have a major impact on the recreational facilities as it totally surrounds the Longridge Cricket Club and will move the settlement boundary well to the north and north east . This will open up the football club and second cricket pitch and or land around it to potential development by developers applying to City of Preston . It will have a major environmental impact upon the surrounding area as well as visual amenity.

Finally, may I remind you of some key statements from the RVBC website: - (These are your obligations to the residents of the Ribble Valley).

- Ribble Valley Borough Council is focused on delivering the best possible service to its customers and



communities. At the same time aiming to make them **accessible** to all residents.

- The Ribble Valley has a very highly rated environment in terms of its natural beauty, high air quality and low levels of pollution. It is the Ribble Valley Borough Council's policy and ambition to "help make people's lives safer and healthier," and to "protect and enhance the existing environmental quality of the area."

In planning for the future of Longridge **you** have to provide for the need of existing residents not just migrants who wish to move here, build for need not greed. It is essential that we have Neighbourhood Plan, approved by referendum by the people of Longridge to make sure we provide from amongst the total of homes agreed adapted accommodation for the elderly which represents half council's waiting list. In addition flats and affordable homes for young singles and families starting on the housing ladder. We must make sure the younger generation are not driven out of Longridge to seek cheaper housing areas elsewhere.

Yours faithfully

A large area of the document is redacted with black ink, obscuring the signature and any contact details that might have been present.

St James Square, Manchester. M2 6DS
Tel: +44 (0) 207 311 3822
Mobile: +44 (0)7768 617 361

Email: Peter.Robinson@kpmg.co.uk

This email has been sent by and on behalf of one or more of KPMG LLP, KPMG Audit plc, KPMG Europe LLP ("ELLP"), KPMG Resource Centre Private Limited or a company under the control of KPMG LLP, including KPMG United Kingdom plc and KPMG UK Limited (together, "KPMG"). ELLP does not provide services to clients and none of its subsidiaries has authority to bind it.

This email, and any attachments, is confidential and may be privileged or otherwise protected from disclosure. It is intended solely for the stated addressee(s) and access to it by any other person is unauthorised. If you are not the intended recipient, you must not disclose, copy, circulate or in any other way use or rely on the information contained herein. If you have received this email in error, please inform us immediately and delete all copies of it.

Any communications made with KPMG may be monitored and a record may be kept of any communication.

Any opinion or advice contained herein is subject to the terms and conditions set out in your KPMG LLP client engagement letter.

A list of members of KPMG LLP and ELLP is open for inspection at KPMG's registered office.

05/06/2014



KPMG LLP (registered no. OC301540) and ELLP (registered no. OC324045) are limited liability partnerships registered in England and Wales. Each of KPMG Audit plc (registered no. 03110745), KPMG United Kingdom plc (registered no. 03513178) and KPMG UK Limited (registered no. 03580549) are companies registered in England and Wales. Each entity's registered office is at 15 Canada Square, London, E14 5GL.

ack'd } 3/6/14.
Copied }

Joanne Macholc

From: [Redacted]
Sent: 31 May 2014 16:42
To: Post Hearings
Subject: Core Strategy and Building proposals.

Follow Up Flag: Follow up
Flag Status: Completed

I write once again to express concern regarding proposed building in and around the Longridge area. We apparently have to accept the Core Strategy with its projection that 5,600 houses will be needed in the Ribble Valley between 2008 – 2028. One wonders where Mr. Simon Berkeley actually got his jobs growth projection from! Where actually are the job opportunities which will encourage people to live in this part of the Ribble Valley – yes there will be jobs for the building trade but only short term. More jobs in the Ribble Valley would reduce the need for people to travel to work. Evidence from people moving into Rowland Homes on the Dilworth Triangle is that they are coming from as far afield as Manchester to live here and prepared to commute each day down the M6/M61. We are told that the proposed homes over the next 15 – 20 years are much needed but we cannot seem to find evidence to suggest that this is the case. The 400 Longridge residents who turned up at the annual Town Council meeting were people who care deeply about Longridge and this community.

Ribble Valley Borough Council have now received a planning application for Phase 1 of a proposed Barratt's development of 106 units. I strongly object to this development which will take much needed farm land, will spoil the vista around the cricket field area, will add to the current traffic congestion and will cause further problems with already overloaded sewers.

Taylor Wimpy will undoubtedly follow on with a similar planning application – this time for over 200 houses in the Dilworth area.

Add to that all the ones Preston CC have approved on the Longridge border -

- 220 off Whittingham Road
- 190 adjacent to that site
- 78 Moss Far
- 14 D. J. Ryans

Then more on Preston Road around Spout Farm.

Surely Longridge's housing requirement should be reduced further in view of this.

We keep overlooking that Ribble Valley has also already passed for housing land owned by United Utilities at Chapel Hill, Longridge.

Where is all this going to end and who is going to keep track of these figures? Even with the core strategy in place one fears that more and more planning applications will be accepted.

Can we be assured that our Councillors will pay particular attention to the style, material used, size etc. etc. of all these proposed housing developments because they would seem to have had little input into the Rowland Homes design – many of those houses incidentally are still to be sold and the price has already been reduced by £20,000 per property. So much for much needed homes!!

At least if we are to have homes can they be in keeping with the environment around them – be built in an appropriate style and in material which blends with the local area – and be appropriate to meet so called local need.

The Government seem hell-bent on increasing the number of houses at any price. Nigel Evans our MP signed the Save Longridge petition. Please Longridge Town Councillors, Ribble Valley Councillors, Lancashire County Councillors do not hide behind people like to Save Longridge group. Please stand up and be counted and do all you can to preserve the Ribble Valley. Once the houses are built large areas of Countryside around Clitheroe, Longridge, Whalley etc. will be lost for ever. We have one final chance to stop plans for excessive development. The local people are prepared to fight for this area – can we have faith that our councillors are prepared to do so.

[REDACTED]

[REDACTED]

Longridge

[REDACTED]

20/5/2014

Response to RVBC Core Strategy Final Consultation

Sir/Madam

My response is in relation to the above strategy and in particular one part- that of the Longridge adjustment of 200 houses.

This adjustment was granted because of a geographical border between RVBC and The City of Preston, whom also recognised Longridge as a service centre.

The adjustment has not changed since the original draft; however the number of houses on the CoP side has grown.

Map A Attached shows Longridge in relation to the CoP.

Map B Shows the current applications both passed and pending.

In Short the CoP has passed thus far 312 Units, with a pending application for another 190, In addition a nursing home in the region of 60 units has been passed.

This equates to 502 Units plus a nursing home of 60, well exceeding the amount of 200 for the Longridge adjustment.

If one adds this to the final RVBC strategy target of 1160 you will have 1662 units, minus RVBC adjustment of 200 = 1462 plus a nursing home placed on Longridge.

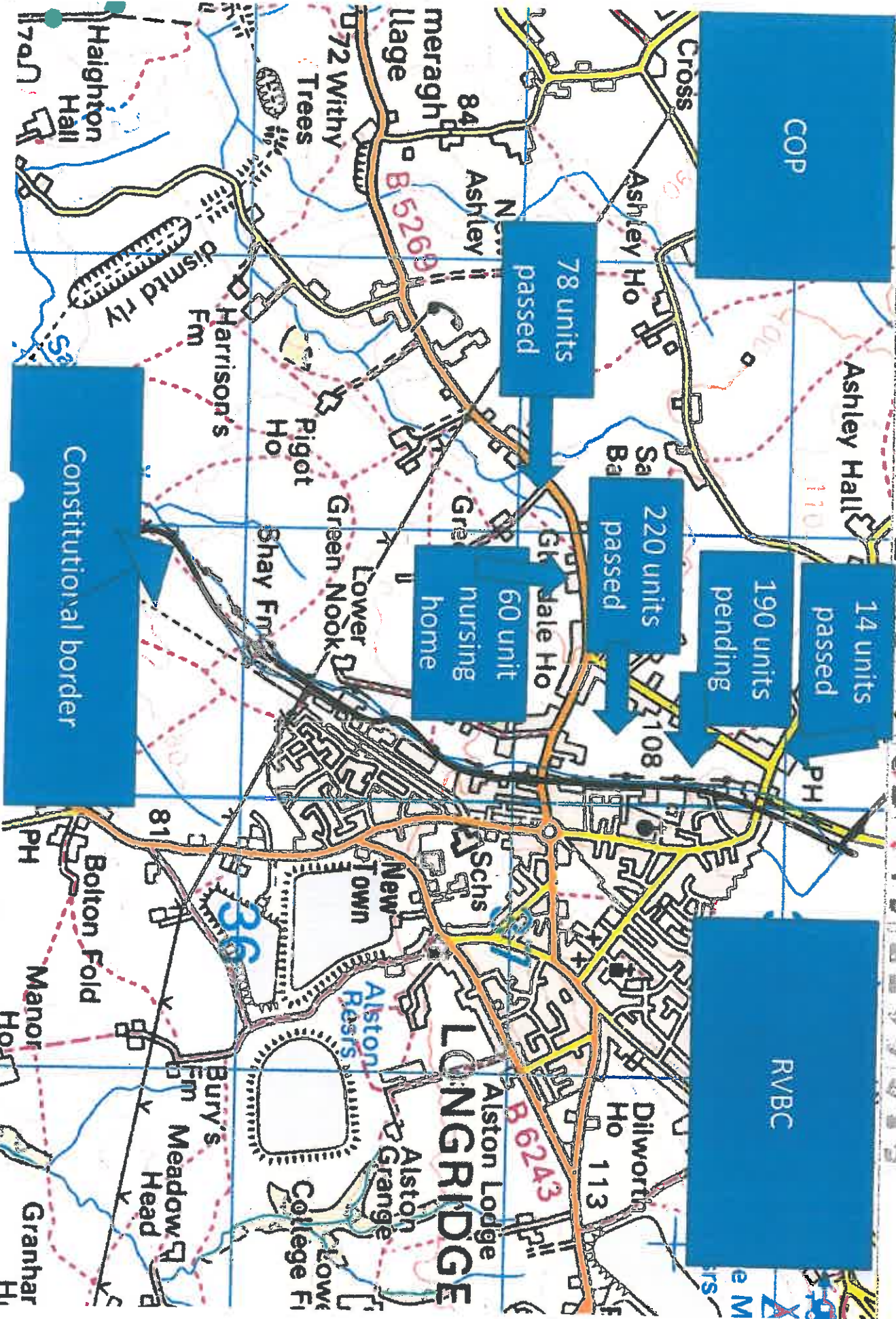
I do not believe that part of the strategy has been looked at in detail, and wish you give it your upmost consideration

Many Thanks

[REDACTED]

1:50,000 100%

A standard map navigation toolbar containing icons for file operations, map view, waypoints, paths, routes, GPS, and help.

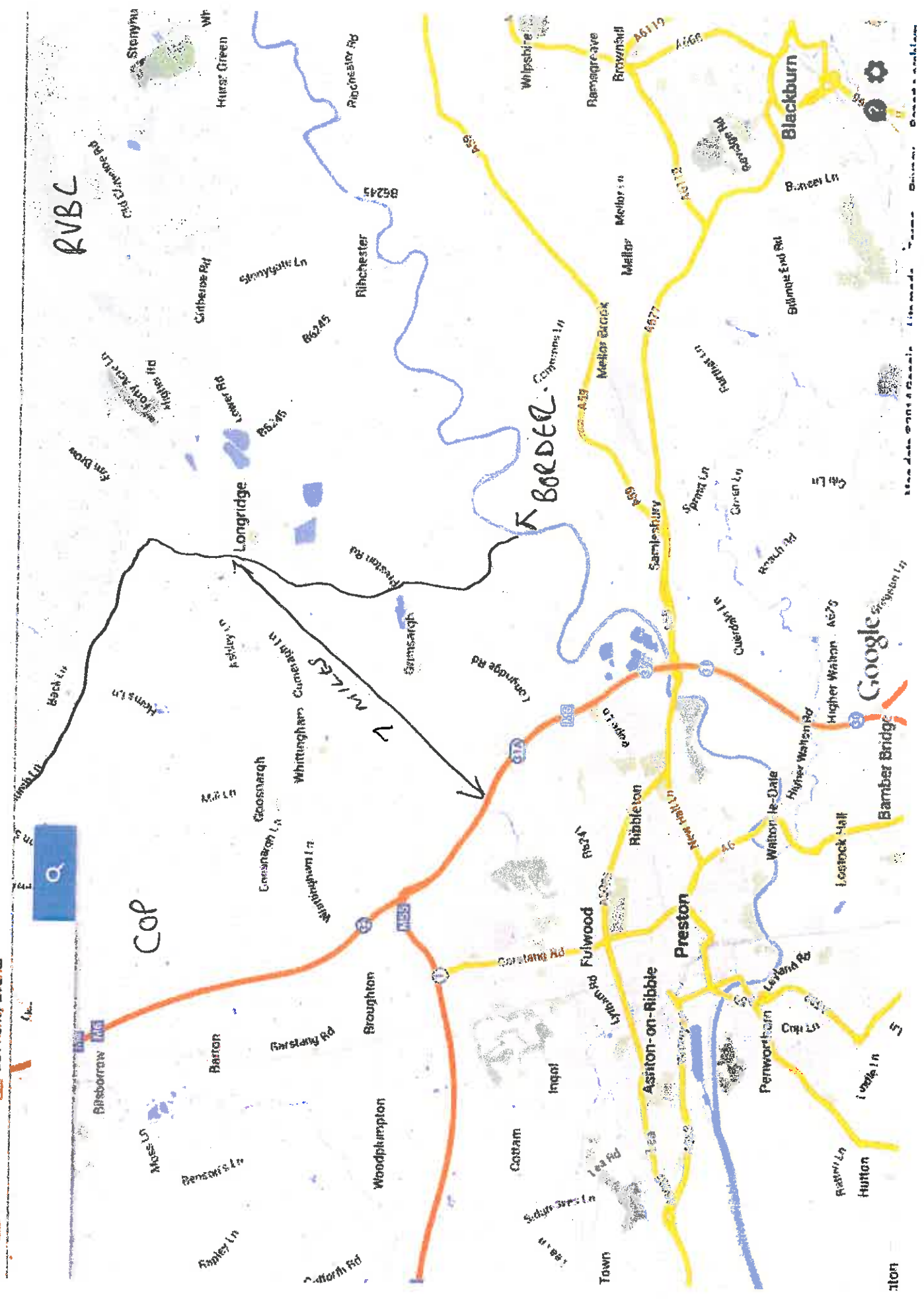


MAP A

CO.UK IP26 55.756529 -2.6322527.121

Latest Headlines O2 Priority Events

ASK.COM



Google

aton

copied + adm 7/7/14

PRN 8823



Ribble Valley Borough Council

Examination Office

Church Walk

Clitheroe

BB7 2RA

For the attention of Mrs Michelle Haworth, Core Strategy Programme Officer

Dear Mrs Haworth,

We wish to make our observations known. The Core Strategy is to build 633 houses only over the next 14 years. We can fundamentally be in agreement to this provided that, the Council makes provision for the increase in population which will necessitate more places in schools or even a new school, more health centres, dentists and nursery provision, improved parking and improved transport and highway maintenance and facilities. 633 houses could increase the population of Longridge by an average 2×633 adults = 1,266 adults and on average 2.2 children $\times 663 = 1,458.60$ children as well as on average 2×633 cars = 1,266 cars.

We feel strongly that the size of developments should be restricted and provision within these developments should be made for the elderly residents of Longridge and for the young prospective house buyers who actually live with their parents at the moment in Longridge now and in the future not simply for other people to move into the town or surrounding areas, thus diminishing the available services, school places, health and dental appointments available,

We object to the over development of Longridge and surrounding Greenfield areas.

In Whittingham 650 units have been approved which in itself will have a major impact on Longridge as regards the infrastructure and services mentioned above and it appears that other major companies are rushing to try and gain planning permission for large numbers of houses in and around Longridge. Taylor Wimpey 250, Gladmans 190 78 at Mosses Farm, 14 Inglewhite Road, etc This cannot and should not be granted. The drains, educational facilities, highways are not able to sustain this amount of development and it will therefore be wholly detrimental to the health, safety education and community life of all residents in Longridge and its surrounding area. Roads are collapsing into major potholes now, drains are overflowing with sewage and effluence now in two or three major areas in Longridge and have been reported on numerous occasions however, no real action has been taken to improve the antiquated collapsing drainage system in Longridge, Doctors are overwhelmed with patients now. Traffic is causing congestion now. There is 1 car Park owned by Booths and a small one near the Health centre insufficient now. Schools are virtually full now. Oh yes LCC say they will always provide education but this could end up being in Preston where schools are not full. This would deprive the Longridge community of the right to have their children educated in the town where they live due to over development.

It is imperative that enough thought planning and provision is made for an increase in services i.e. educational, health ,dental and that the highway maintenance and provision along with drainage (for health and safety reasons) should be improved first , before any further applications for planning permission are granted.

Anyone who has properly assessed the area for the increase in the volume of traffic, number of people requiring health services, schools, dental services and utility services for the 633 houses agreed over 14 years, can see that this is going to be unsustainable without the input of more infrastructure and services to support it. Longridge will become a grid locked, educationally starved and an unhealthy place to live in and it will be the original community of Longridge and our families who will suffer.

We hope that you appreciate our considered concerns for the village, now a town that my wife was born in and we as a couple have lived in for 34years. A town, where our children and grand children now live. A town, that is going to lose the carbon absorbing beauty which helps diminish the affects of global warming, as well as the wild life which has always surrounded it and made it the community that it is.

We ask that you and the Planning Committee make any decisions based on the sustainability of a Community, not its eventual collapse and destruction. We ask you and the Planning Committee, to ensure that all planning applications are looked at taking into account first, the impact it will have on the community particularly with regards to the specific areas that we have strongly highlighted in this letter.

Yours sincerely



[REDACTED]

[REDACTED]

Longridge

20/5/14

Re Core Strategy final consultation – responses for HM Inspector

Please find my response to be forwarded to the inspecting officer contained within

Thankyou

[REDACTED]

Ack'd by post & copied
3/6/14

CP 3/6/14

23 MAY 2014

hard copy ~~of the~~ ^{additionals}
pre submission

PRN 8777.

To Colin Hirst, Core Strategy Response , Ribble Valley Borough Council ,Church Walk,
Clitheroe Lancs

From: [REDACTED]
[REDACTED]
[REDACTED]
[REDACTED]

A MEMBER OF THE LONGRIDGE ACTION GROUP

CONSULTATION RESPONSE TO Main Modifications to Submitted Core Strategy July 2014

Overview:

Longridge has a unique combination of steep topography leading towards a flat plateau, a triangular town centre structure and a geographic location straddling RVBC and PCC across the Savick Brook.

Although Longridge is identified as a principal settlement within the Ribble Valley it has stronger social and economic links with the City of Preston and further afield towards Greater Manchester. Out-commuting from Longridge is almost exclusively westward toward the M6 rather than eastward within Ribble Valley. Similarly it attracts those seeking shops and services from a relatively narrow area.

HOUSING ALLOCATION

The housing allocation is inappropriately large for the settlement of Longridge, given its closer proximity in strategic terms to Blackburn and, more particularly, Preston.

Whilst recognising the Longridge Adjustment - to reflect the Whittingham Hospital development allowed on appeal - this appears to be a one-off arrangement that would ignore further growth close to the district boundaries, within Preston in particular.

It cannot be assumed that Preston would avoid any further growth at this and other sites proximate to and dependent upon the shops, services and infrastructure of Longridge; particularly as their housing land supply is already seriously constrained.

Therefore such development will impose further pressures on Longridge which will not be taken into account in the future. In essence Longridge could be overburdened by the demands placed upon it from housing growth within the adjoining local authority areas yet still be required to satisfy its full quota of housing for Ribble Valley with no opportunity to readjust the overall provision.

The evident risk is that Longridge will transition from a self supporting and potentially sustainable settlement to a role simply as a dormitory town for Preston and Blackburn. A situation which is already in embryo.

The potential requirement for further housing construction in the medium term can be met by extensions to sites that already have planning permission. This does not appear to have been taken into account in the assessment of future supply.

The long term demand can only be judged once a significant proportion of the medium term housing is built and sold - current market demands for Longridge show that there are a significant number of houses for sale. In a recent development in the Dilworth Lane area *Cromwell Fields* sales have stalled and the site is only around half sold.

ECONOMIC DEVELOPMENT

By virtue of the topographical constraints of the town, land for employment purposes is also at a premium. Economically viable opportunities are limited by relatively poor road access and the ready availability of premises on substantial, better accessed and well established business parks and industrial estates on the outskirts of Blackburn and Preston. It is likely that employment land will fall to be used for future housing, further reinforcing out-commuting for work.

INFRASTRUCTURE

The proposed allocation will already place unreasonable pressure on the available capacity of the social and physical infrastructure of the Town, such that significant additional development will be required to meet these future needs.

Before any further development commences Longridge needs a defined infrastructure reinforcement plan to ensure the functionality of the existing services for those who are currently served before any further development pressures can be placed on the settlement.

CONCLUSIONS

In similar manner to Barrow – where specific provisions have been applied to reflect local circumstances - Longridge is in a different situation to Clitheroe and Whalley, being more readily open to influences from neighbouring authorities. As such a more balanced approach is required in assessing its future ability to accommodate development.

To avoid Longridge simply becoming another dormitory settlement for Preston-bound commuter traffic, future growth in Longridge needs to anticipate and properly reflect the evident pressures that are already beginning to be placed on it that are outside of the control of RVBC.

Longridge's future should progress through natural homogeneity in development growth that mitigates the impacts that are made by that growth; such as increased car travel, pressure on schools, accessibility to a wide range of shops, access to physical infrastructure connections, demands for better connectivity to motorways, and appropriateness of land for development balanced against loss of amenity.

It is contended that the Longridge Adjustment should be a continuing process capable of reflecting material changes that occur outwith RVBC but which nevertheless have a direct bearing upon Longridge in housing terms.

REPRESENTATIONS REGARDING MAIN MODIFICATIONS

MM1-6 and MM21 and 25 Key Statement DS1

Add in to the key statement:

In allocating development the Council will have regard to the future housing and employment land allocations and planning permissions promulgated by adjoining authorities that have a direct influence and place additional pressures upon Longridge.

Support proposed modification.

MM8 – Para 4.11 - Table

Within the table against Longridge 633 add a footnote as follows:

Which shall be adjusted downward pro-rata to reflect any additional development within Preston Borough that impacts upon Longridge.

MM13 – Page 57 Para 6.4

Support proposed modification.

MM16 – Para 15.2 – Table

Within the table against Longridge 633 add a footnote as follows:

Which shall be adjusted downward pro-rata to reflect any additional development within Preston Borough that impacts upon Longridge.



**Longridge Action Group
July 2014**

Colin Hirst,
Core Strategy Response,
Ribble Valley Borough Council,
Church Walk,
Clitheroe



A MEMBER OF THE LONGRIDGE ACTION GROUP

CONSULTATION RESPONSE TO Main Modifications to Submitted Core Strategy July 2014

Overview:

Longridge has a unique combination of steep topography leading towards a flat plateau, a triangular town centre structure and a geographic location straddling RVBC and PCC across the Savick Brook.

Although Longridge is identified as a principal settlement within the Ribble Valley it has stronger social and economic links with the City of Preston and further afield towards Greater Manchester. Out-commuting from Longridge is almost exclusively westward toward the M6 rather than eastward within Ribble Valley. Similarly it attracts those seeking shops and services from a relatively narrow area.

HOUSING ALLOCATION

The housing allocation is inappropriately large for the settlement of Longridge, given its closer proximity in strategic terms to Blackburn and, more particularly, Preston.

Whilst recognising the Longridge Adjustment - to reflect the Whittingham Hospital development allowed on appeal - this appears to be a one-off arrangement that would ignore further growth close to the district boundaries, within Preston in particular.

It cannot be assumed that Preston would avoid any further growth at this and other sites proximate to and dependent upon the shops, services and infrastructure of Longridge; particularly as their housing land supply is already seriously constrained.

Therefore such development will impose further pressures on Longridge which will not be taken into account in the future. In essence Longridge could be overburdened by the demands placed upon it from housing growth within the adjoining local authority areas yet still be required to satisfy its full quota of housing for Ribble Valley with no opportunity to readjust the overall provision.

The evident risk is that Longridge will transition from a self supporting and potentially sustainable settlement to a role simply as a dormitory town for Preston and Blackburn. A situation which is already in embryo.

The potential requirement for further housing construction in the medium term can be met by extensions to sites that already have planning permission. This does not appear to have been taken into account in the assessment of future supply.

The long term demand can only be judged once a significant proportion of the medium term housing is built and sold – current market demands for Longridge show that there are a significant number of houses for sale. In a recent development in the Dilworth Lane area *Cromwell Fields* sales have stalled and the site is only around half sold.

ECONOMIC DEVELOPMENT

By virtue of the topographical constraints of the town, land for employment purposes is also at a premium. Economically viable opportunities are limited by relatively poor road access and the ready availability of premises on substantial, better accessed and well established business parks and industrial estates on the outskirts of Blackburn and Preston. It is likely that employment land will fall to be used for future housing, further reinforcing out-commuting for work.

INFRASTRUCTURE

The proposed allocation will already place unreasonable pressure on the available capacity of the social and physical infrastructure of the Town, such that significant additional development will be required to meet these future needs.

Before any further development commences Longridge needs a defined infrastructure reinforcement plan to ensure the functionality of the existing services for those who are currently served before any further development pressures can be placed on the settlement.

CONCLUSIONS

In similar manner to Barrow – where specific provisions have been applied to reflect local circumstances - Longridge is in a different situation to Clitheroe and Whalley, being more readily open to influences from neighbouring authorities. As such a more balanced approach is required in assessing its future ability to accommodate development.

To avoid Longridge simply becoming another dormitory settlement for Preston-bound commuter traffic, future growth in Longridge needs to anticipate and properly reflect the evident pressures that are already beginning to be placed on it that are outside of the control of RVBC.

Longridge's future should progress through natural homogeneity in development growth that mitigates the impacts that are made by that growth; such as increased car travel, pressure on schools, accessibility to a wide range of shops, access to physical infrastructure connections, demands for better connectivity to motorways, and appropriateness of land for development balanced against loss of amenity.

It is contended that the Longridge Adjustment should be a continuing process capable of reflecting material changes that occur outwith RVBC but which nevertheless have a direct bearing upon Longridge in housing terms.

REPRESENTATIONS REGARDING MAIN MODIFICATIONS

MM1-6 and MM21 and 25 Key Statement DS1

Add in to the key statement:

In allocating development the Council will have regard to the future housing and employment land allocations and planning permissions promulgated by adjoining authorities that have a direct influence and place additional pressures upon Longridge.

MM7 – Page 41 Para 4.11

Support proposed modification.

MM8 – Para 4.11 - Table

Within the table against Longridge 633 add a footnote **as** follows:

Which shall be adjusted downward pro-rata to reflect any additional development within Preston Borough that impacts upon Longridge.

MM13 – Page 57 Para 6.4

Support proposed modification.

MM16 – Para 15.2 – Table

Within the table against Longridge 633 add a footnote as follows:

Which shall be adjusted downward pro-rata to reflect any additional development within Preston Borough that impacts upon Longridge.

Longridge Action Group
July 2014

*copied + added 8/7/14
as with leader
of 7/7/14*

PRN 8646

Mrs Michelle Haworth
Examination Office
Council Offices, Ribble Valley Borough Council,
Church Walk,
Clitheroe,
BB7 2RA

4th July 2014

Dear Mrs Haworth

CONSULTATION RESPONSE TO Main Modifications to Submitted Core Strategy July 2014

Overview:

Longridge has a unique combination of steep topography leading towards a flat plateau, a triangular town centre structure and a geographic location straddling RVBC and PCC across the Savick Brook.

Although Longridge is identified as a principal settlement within the Ribble Valley it has stronger social and economic links with the City of Preston and further afield towards Greater Manchester. Out-commuting from Longridge is almost exclusively westward toward the M6 rather than eastward within Ribble Valley. Similarly it attracts those seeking shops and services from a relatively narrow area.

HOUSING ALLOCATION

The housing allocation is inappropriately large for the settlement of Longridge, given its closer proximity in strategic terms to Blackburn and, more particularly, Preston.

Whilst recognising the Longridge Adjustment - to reflect the Whittingham Hospital development allowed on appeal - this appears to be a one-off arrangement that would ignore further growth close to the district boundaries, within Preston in particular.

It cannot be assumed that Preston would avoid any further growth at this and other sites proximate to and dependent upon the shops, services and infrastructure of Longridge; particularly as their housing land supply is already seriously constrained.

Therefore such development will impose further pressures on Longridge which will not be taken into account in the future. In essence Longridge could be overburdened by the demands placed upon it from housing growth within the adjoining local authority areas yet still be required to satisfy its full quota of housing for Ribble Valley with no opportunity to readjust the overall provision.

The evident risk is that Longridge will transition from a self supporting and potentially sustainable settlement to a role simply as a dormitory town for Preston and Blackburn. A situation which is already in embryo.

The potential requirement for further housing construction in the medium term can be met by extensions to sites that already have planning permission. This does not appear to have been taken into account in the assessment of future supply.

The long term demand can only be judged once a significant proportion of the medium term housing is built and sold - current market demands for Longridge show that there are a significant number of houses for sale. In a recent development Cromwell Fields, Dilworth Lane area sales have stalled and the site is only around half sold. The current

development at Romans Crossing, Preston Road remains with only one house sold to date.

ECONOMIC DEVELOPMENT

By virtue of the topographical constraints of the town, land for employment purposes is also at a premium. Economically viable opportunities are limited by relatively poor road access and the ready availability of premises on substantial, better accessed and well established business parks and industrial estates on the outskirts of Blackburn and Preston. It is likely that employment land will fall to be used for future housing, further reinforcing out-commuting for work.

INFRASTRUCTURE

The proposed allocation will already place unreasonable pressure on the available capacity of the social and physical infrastructure of the Town, such that significant additional development will be required to meet these future needs.

Before any further development commences Longridge needs a defined infrastructure reinforcement plan to ensure the functionality of the existing services for those who are currently served before any further development pressures can be placed on the settlement.

CONCLUSIONS

In similar manner to Barrow – where specific provisions have been applied to reflect local circumstances - Longridge is in a different situation to Clitheroe and Whalley, being more readily open to influences from neighbouring authorities. As such a more balanced approach is required in assessing its future ability to accommodate development.

To avoid Longridge simply becoming another dormitory settlement for Preston-bound commuter traffic, future growth in Longridge needs to anticipate and properly reflect the evident pressures that are already beginning to be placed on it that are outside of the control of RVBC.

Longridge's future should progress through natural homogeneity in development growth that mitigates the impacts that are made by that growth; such as increased car travel, pressure on schools, accessibility to a wide range of shops, access to physical infrastructure connections, demands for better connectivity to motorways, and appropriateness of land for development balanced against loss of amenity.

It is contended that the Longridge Adjustment should be a continuing process capable of reflecting material changes that occur outwith RVBC but which nevertheless have a direct bearing upon Longridge in housing terms.

REPRESENTATIONS REGARDING MAIN MODIFICATIONS

MM1-6 and MM21 and 25 Key Statement DS1

Add in to the key statement:

In allocating development the Council will have regard to the future housing and employment land allocations and planning permissions promulgated by adjoining authorities that have a direct influence and place additional pressures upon Longridge.

MM7 – Page 41 Para 4.11

Support proposed modification.

MM8 – Para 4.11 - Table

Within the table against Longridge 633 add a footnote as follows:

Which shall be adjusted downward pro-rata to reflect any additional development within Preston Borough that impacts upon Longridge.

MM13 – Page 57 Para 6.4


Support proposed modification.

MM16 – Para 15.2 – Table

Within the table against Longridge 633 add a footnote as follows:

Which shall be adjusted downward pro-rata to reflect any additional development within Preston Borough that impacts upon Longridge.

Yours sincerely

A block of text that has been completely redacted with black ink, obscuring the name and any other identifying information of the signatory.

copied to chad 8/7/14

PRN 8531

Philip Dagnall

From: Michelle Haworth
Sent: 08 July 2014 10:24
To: Philip Dagnall
Subject: FW: Response to consultation

Michelle Haworth
Principal Policy and Performance Officer
Ribble Valley Borough Council
Church Walk
Clitheroe
Lancashire
BB7 2RA

Tel: 01200 414421
Fax: 01200 414488
Email: michelle.haworth@ribblevalley.gov.uk

Want to get involved in local decision-making?
Have a look at our new [Feedback](#) website.

From: [REDACTED]
Sent: 06 July 2014 22:00
To: Michelle Haworth
Subject: Response to consultation

Dear Mrs Haworth

**CONSULTATION RESPONSE TO Main Modifications to Submitted Core Strategy
July 2014**

Overview:

Longridge has a unique combination of steep topography leading towards a flat plateau, a triangular town centre structure and a geographic location straddling RVBC and PCC across the Savick Brook.

Although Longridge is identified as a principal settlement within the Ribble Valley it has stronger social and economic links with the City of Preston and further afield towards Greater Manchester. Out-commuting from Longridge is almost exclusively westward toward the M6 rather than eastward within Ribble Valley. Similarly it attracts those seeking shops and services from a relatively narrow

08/07/2014



area.

HOUSING ALLOCATION

The housing allocation is inappropriately large for the settlement of Longridge, given its closer proximity in strategic terms to Blackburn and, more particularly, Preston.

Whilst recognising the Longridge Adjustment - to reflect the Whittingham Hospital development allowed on appeal - this appears to be a one-off arrangement that would ignore further growth close to the district boundaries, within Preston in particular.

It cannot be assumed that Preston would avoid any further growth at this and other sites proximate to and dependent upon the shops, services and infrastructure of Longridge; particularly as their housing land supply is already seriously constrained.

Therefore such development will impose further pressures on Longridge which will not be taken into account in the future. In essence Longridge could be overburdened by the demands placed upon it from housing growth within the adjoining local authority areas yet still be required to satisfy its full quota of housing for Ribble Valley with no opportunity to readjust the overall provision.

The evident risk is that Longridge will transition from a self supporting and potentially sustainable settlement to a role simply as a dormitory town for Preston and Blackburn. A situation which is already in embryo.

The potential requirement for further housing construction in the medium term can be met by extensions to sites that already have planning permission. This does not appear to have been taken into account in the assessment of future supply.

The long term demand can only be judged once a significant proportion of the medium term housing is built and sold - current market demands for Longridge show that there are a significant number of houses for sale. In a recent development Cromwell Fields, Dilworth Lane area sales have stalled and the site is only around half sold. The current development at Romans Crossing, Preston Road remains with only one house sold to date.

ECONOMIC DEVELOPMENT

By virtue of the topographical constraints of the town, land for employment purposes is also at a premium. Economically viable opportunities are limited by relatively poor road access and the ready availability of premises on substantial, better accessed and well established business parks and industrial estates on the outskirts of Blackburn and Preston. It is likely that employment land will fall to be used for future housing, further reinforcing out-commuting for work.

INFRASTRUCTURE

The proposed allocation will already place unreasonable pressure on the available capacity of the social and physical infrastructure of the Town, such that significant additional development will be required to meet these future needs.

Before any further development commences Longridge needs a defined infrastructure reinforcement plan to ensure the functionality of the existing services for those who are currently served before any further development pressures can be placed on the settlement.

CONCLUSIONS

In similar manner to Barrow – where specific provisions have been applied to reflect local circumstances - Longridge is in a different situation to Clitheroe and Whalley, being more readily open to influences from neighbouring authorities. As such a more balanced approach is required in assessing its future ability to accommodate development.

To avoid Longridge simply becoming another dormitory settlement for Prston-bound commuter traffic, future growth in Longridge needs to anticipate and properly reflect the evident pressures that are already beginning to be placed on it that are outside of the control of RVBC.

Longridge's future should progress through natural homogeneity in development growth that mitigates the impacts that are made by that growth; such as increased car travel, pressure on schools, accessibility to a wide range of shops, access to physical infrastructure connections, demands for better connectivity to motorways, and appropriateness of land for development balanced against loss of amenity.

It is contended that the Longridge Adjustment should be a continuing process capable of reflecting material changes that occur outwith RVBC but which nevertheless have a direct bearing upon Longridge in housing terms.

REPRESENTATIONS REGARDING MAIN MODIFICATIONS

MM1-6 and MM21 and 25 Key Statement DS1

Add in to the key statement:

In allocating development the Council will have regard to the future housing and employment land allocations and planning permissions promulgated by adjoining authorities that have a direct influence and place additional pressures upon Longridge.

MM7 – Page 41 Para 4.11

Support proposed modification.

MM8 – Para 4.11 - Table

Within the table against Longridge 633 add a footnote as follows:

Which shall be adjusted downward pro-rata to reflect any additional development within Preston Borough that impacts upon Longridge.

MM13 – Page 57 Para 6.4

Support proposed modification.

MM16 – Para 15.2 – Table

Within the table against Longridge 633 add a footnote as follows:

Which shall be adjusted downward pro-rata to reflect any additional development within Preston Borough that impacts upon Longridge.



addition to
had copy ~~of~~
prev. submission

PRN 8778

To Colin Hirst, Core Strategy Response , Ribble Valley Borough Council ,Church Walk,
Clitheroe, Lancs

From:

[REDACTED]

A MEMBER OF THE LONGRIDGE ACTION GROUP

CONSULTATION RESPONSE TO Main Modifications to Submitted Core Strategy July 2014

Overview:

Longridge has a unique combination of steep topography leading towards a flat plateau, a triangular town centre structure and a geographic location straddling RVBC and PCC across the Savick Brook.

Although Longridge is identified as a principal settlement within the Ribble Valley it has stronger social and economic links with the City of Preston and further afield towards Greater Manchester. Out-commuting from Longridge is almost exclusively westward toward the M6 rather than eastward within Ribble Valley. Similarly it attracts those seeking shops and services from a relatively narrow area.

HOUSING ALLOCATION

The housing allocation is inappropriately large for the settlement of Longridge, given its closer proximity in strategic terms to Blackburn and, more particularly, Preston.

Whilst recognising the Longridge Adjustment - to reflect the Whittingham Hospital development allowed on appeal - this appears to be a one-off arrangement that would ignore further growth close to the district boundaries, within Preston in particular.

It cannot be assumed that Preston would avoid any further growth at this and other sites proximate to and dependent upon the shops, services and infrastructure of Longridge; particularly as their housing land supply is already seriously constrained.

Therefore such development will impose further pressures on Longridge which will not be taken into account in the future. In essence Longridge could be overburdened by the demands placed upon it from housing growth within the adjoining local authority areas yet still be required to satisfy its full quota of housing for Ribble Valley with no opportunity to readjust the overall provision.

The evident risk is that Longridge will transition from a self supporting and potentially sustainable settlement to a role simply as a dormitory town for Preston and Blackburn. A situation which is already in embryo.

The potential requirement for further housing construction in the medium term can be met by extensions to sites that already have planning permission. This does not appear to have been taken into account in the assessment of future supply.

The long term demand can only be judged once a significant proportion of the medium term housing is built and sold - current market demands for Longridge show that there are a significant number of houses for sale. In a recent development in the Dilworth Lane area *Cromwell Fields* sales have stalled and the site is only around half sold.

ECONOMIC DEVELOPMENT

By virtue of the topographical constraints of the town, land for employment purposes is also at a premium. Economically viable opportunities are limited by relatively poor road access and the ready availability of premises on substantial, better accessed and well established business parks and industrial estates on the outskirts of Blackburn and Preston. It is likely that employment land will fall to be used for future housing, further reinforcing out-commuting for work.

INFRASTRUCTURE

The proposed allocation will already place unreasonable pressure on the available capacity of the social and physical infrastructure of the Town, such that significant additional development will be required to meet these future needs.

Before any further development commences Longridge needs a defined infrastructure reinforcement plan to ensure the functionality of the existing services for those who are currently served before any further development pressures can be placed on the settlement.

CONCLUSIONS

In similar manner to Barrow – where specific provisions have been applied to reflect local circumstances - Longridge is in a different situation to Clitheroe and Whalley, being more readily open to influences from neighbouring authorities. As such a more balanced approach is required in assessing its future ability to accommodate development.

To avoid Longridge simply becoming another dormitory settlement for Preston-bound commuter traffic, future growth in Longridge needs to anticipate and properly reflect the evident pressures that are already beginning to be placed on it that are outside of the control of RVBC.

Longridge's future should progress through natural homogeneity in development growth that mitigates the impacts that are made by that growth; such as increased car travel, pressure on schools, accessibility to a wide range of shops, access to physical infrastructure connections, demands for better connectivity to motorways, and appropriateness of land for development balanced against loss of amenity.

It is contended that the Longridge Adjustment should be a continuing process capable of reflecting material changes that occur outwith RVBC but which nevertheless have a direct bearing upon Longridge in housing terms.

REPRESENTATIONS REGARDING MAIN MODIFICATIONS

MM1-6 and MM21 and 25 Key Statement DS1

Add in to the key statement:

In allocating development the Council will have regard to the future housing and employment land allocations and planning permissions promulgated by adjoining authorities that have a direct influence and place additional pressures upon Longridge.

Support proposed modification.

MM8 – Para 4.11 – Table

Within the table against Longridge 633 add a footnote as follows:

Which shall be adjusted downward pro-rata to reflect any additional development within Preston Borough that impacts upon Longridge.

MM13 – Page 57 Para 6.4

Support proposed modification.

MM16 – Para 15.2 – Table

Within the table against Longridge 633 add a footnote as follows:

Which shall be adjusted downward pro-rata to reflect any additional development within Preston Borough that impacts upon Longridge.



**Longridge Action Group
July 2014**

copied trackid 7/7/14

PRN - 7043

Philip Dagnall

From: Colin Hirst
Sent: 07 July 2014 11:17
To: Philip Dagnall
Subject: FW: Core Strategy Consultation Submission

Follow Up Flag: Follow up
Flag Status: Red

Attachments: 140707 Core Strategy Consultation Submission.docx; Screen Shot 2014-06-28 at 01.52.20.png



140707 Core Strategy Consultat...014-06-28 at 01.5..

response

Colin Hirst
Head of Regeneration & Housing
Ribbles Valley Borough Council
01200 414503

-----Original Message-----

From: [REDACTED]
Sent: 07 July 2014 10:28
To: Colin Hirst
Subject: Core Strategy Consultation Submission

Colin,

Please find attached my response to the latest consultation.

If Simon Berkeley continues to contend that the numbers that RVBC are recommending are insufficient, I will push for a Judicial Review of the role of NLP Planning, who in my view have already over-estimated the housing requirement for the Borough. It seems no coincidence that they have a number of large housing developers as existing clients, and as such I believe these housing developers who are seeking to increase the land available for development such as Taylor Wimpey are receiving excessive opportunity to make representations to RVBC throughout the Core Strategy Consultations. Ultimately the implemented Core Strategy should be one that has come about democratically, without signs of bias towards those with short term business interests.

Please could acknowledgement of satisfactory receipt of this email and attachment be given.

Kind regards,

[REDACTED]

