

RIBBLE VALLEY BOROUGH COUNCIL

REPORT TO PLANNING AND DEVELOPMENT COMMITTEE

Agenda Item No.

meeting date: 31st AUGUST 2017
title: 2016/2017 YEAR-END PERFORMANCE INFORMATION
submitted by: DIRECTOR OF RESOURCES
principal author: MICHELLE HAWORTH – PRINCIPAL POLICY AND PERFORMANCE OFFICER

1 PURPOSE

- 1.1 This is the year-end report of 2016/2017 that details performance against our local performance indicators.
- 1.2 Regular performance monitoring is essential to ensure that the Council is delivering effectively against its agreed priorities, both in terms of the national agenda and local needs.
- 1.3 Relevance to the Council's ambitions and priorities:
 - Community Objectives –
 - Corporate Priorities –
 - Other Considerations -Monitoring our performance ensures that we are both providing excellent services for our community as well as meeting corporate priorities.

2 BACKGROUND

- 2.1 Performance Indicators are an important driver of improvement and allow authorities, their auditors, inspectors, elected members and service users to judge how well services are performing.
- 2.2 A rationale has been sought for maintaining each indicator – with it either being used to monitor service performance or to monitor the delivery of a local priority.
- 2.3 The report comprises the following information:
 - The outturn figures for all local performance indicators relevant to this committee, reported by for each of the quarters of 2016/17. Some notes have been provided to explain significant variances either between the outturn and the target or between 2016/2017 data and 2015/2016 data. A significant variance is greater than 15% (or 10% for cost PIs).
 - Performance information is also provided for previous years for comparison purposes (where available) and the trend in performance is shown.
 - Targets for service performance for the year 2016/2017 are provided and a 'traffic light' system is used to show variances of actual performance against the target as follows: Red: service performance significantly below target (i.e. less than 75% of target performance), Amber: performance slightly below target (i.e. between 75% and 99% of target), Green: target met/exceeded.
 - Targets have been provided for members to scrutinise for the following three years. A target setting rationale was sought from each Head of Service.
- 2.4 These tables are provided to allow members to ascertain how well services are being delivered against our local priorities and objectives, as listed in the Corporate Strategy.
- 2.5 Analysis shows that of the 6 indicators that can be compared to target:
 - 66.6% (4) of PIs met target (green)

- 16.7% (1) of PIs close to target (amber)
 - 16.7% (1) of PIs missed target (red)
- 2.6 Analysis shows that of the 24 indicators where performance trend can be compared over the years:
- 50% (12) of PIs improved
 - 4.17% (1) of PIs stayed the same
 - 45.83% (11) of PIs worsened
- 2.7 Where possible audited and checked data has been included in the report. However, some data may be corrected following work of Internal Audit and before the final publication of the indicators on the Council's website. In addition, some of the outturn performance information has not been collected/not yet available before this report was produced.
- 2.8 Indicators can be categorised as 'data only' if they are not suitable for monitoring against targets – these are marked as so in the report.
- 3 GENERAL COMMENTS ON PERFORMANCE AND TARGETS
- 3.1 In respect of PIs for Development Control, John Macholc, Head of Planning Services, has provided the following information regarding performance and targets:
- **PI PL2 – Planning appeals allowed** - Annual figure amended from info provided on DQ sheets - 14 allowed and 26 dismissed = 35% (amended from the averaged % of 48.3%)
 - **PI RH10 (BV106) - % New homes built on previously developed land** - Limited development coming forward on previously developed land despite available approvals.
- 4 RISK ASSESSMENT
- 4.1 The approval of this report may have the following implications
- Resources - None
 - Technical, Environmental and Legal – None
 - Political - None
 - Reputation – It is important that correct information is available to facilitate decision-making.
 - Equality & Diversity - None
- 5 CONCLUSION
- 5.1 Consider the 2016/2017 performance information provided relating to this committee.

Michelle Haworth
 PRINCIPAL POLICY AND
 PERFORMANCE OFFICER









Jane Pearson
 DIRECTOR OF RESOURCES

















BACKGROUND PAPERS:

REF:
















For further information please ask for Michelle Haworth, extension 4421

APPENDIX 1

PI Status		Long Term Trends	
	Alert		Improving
	Warning		No Change
	OK		Getting Worse
	Unknown		
	Data Only		

PI Code	Short Name	2015/16		2016/17		2017/18	2018/19	2019/20	Current Performance	Trend year on year	Target setting rationale	Link to Corporate Objective
		Value	Target	Value	Target	Target	Target	Target				
PI PL2 (BV204)	Planning appeals allowed	21.1%	23.0%	35.0%	23.0%	23.0%	23.0%	23.0%			The need for an up to date local plan is important in defending planning appeals and without such a policy it may prove difficult to defend	To conserve our countryside, the natural beauty of the area and enhance our built environment
PI PL2a	Planning appeals received - householder appeal	11		11							Not required.	
PI PL2b	Planning appeals received - written representation	20		30							Not required.	
PI PL2c	Planning appeals received - Inquiry	0		1							Not required.	
PI PL2d	Planning appeals received - Hearings	4		2							Not required.	
PI PL2e	Planning appeals determined - Householder appeal	9		11							Not required.	
PI PL2f	Planning appeals determined - written representation	24		33							Not required.	
PI PL2g	Planning appeals determined - Inquiry	2		0							Not required.	

PI Code	Short Name	2015/16		2016/17		2017/18	2018/19	2019/20	Current Performance	Trend year on year	Target setting rationale	Link to Corporate Objective
		Value	Target	Value	Target	Target	Target	Target				
PI PL2h	Planning appeals determined - Hearings	1		2						↑	Not required.	
PI PL3	Applications refused by committee but recommended for approval	1		0						↑	Not required.	To conserve our countryside, the natural beauty of the area and enhance our built environment
PI PL4	Applications approved by committee but officers recommended for refusal	2		8						↓	Not required.	To conserve our countryside, the natural beauty of the area and enhance our built environment
PI PL5 (BV188)	% of planning decisions delegated to officers	93.24%		93.54%						↑	Not required.	To conserve our countryside, the natural beauty of the area and enhance our built environment
PI PL14a (N157a)	Processing of planning applications: Major applications	48.96%	35.00%	100.00%	40.00%	60.00%	60.00%	60.00%		↑	The use of Extension of Times has enabled the delay in S106 to be taken into account so these are often excluded from figures allowing us to meet a higher target	To conserve our countryside, the natural beauty of the area and enhance our built environment
PI PL14b (N157b)	Processing of planning applications: Minor applications	36.90%	62.00%	83.44%	60.00%	60.00%	60.00%			↑	Due to high level of applications and the contentious nature many applications are determined at committee which makes it difficult to determine within the 8 week period.	To conserve our countryside, the natural beauty of the area and enhance our built environment
PI PL14c (N157c)	Processing of planning applications: Other applications	63.22%	80.00%	85.41%	70.00%	70.00%	70.00%			↑	Re-organisation of staff to focus on minor applications	To conserve our countryside, the natural beauty of the area and enhance our built environment
PI PL14d	Processing of planning applications: Number of applications received	649		693						↑		

PI Code	Short Name	2015/16		2016/17		2017/18	2018/19	2019/20	Current Performance	Trend year on year	Target setting rationale	Link to Corporate Objective
		Value	Target	Value	Target	Target	Target	Target				
PI PL14e	Processing of planning applications: Number of applications determined	665		651								
PI PL14f	Processing of planning applications: Number of applications withdrawn	51		52								
PI PL14g	Processing of planning applications: Number of applications determined under delegated powers	621		609								
PI PL14h	Processing of planning applications: Number of applications approved	554		513								
PI PL14i	Processing of planning applications: Number of applications refused	111		138								
PI RH10 (BV106)	% New homes built on previously developed land	39.00%	20.00%	28.97%	30.00%	30.00%	30.00%	30.00%			Due to the lack of available brownfield sites and pressure for new housing it leads to significant need to develop green field sites.	To conserve our countryside, the natural beauty of the area and enhance our built environment
PI RH11	Number of new homes granted planning permission	585		194		85	100	100	Target not previously set		Based on estimates of additional permissions necessary to maintain 5 year supply. Additional permissions needed to balance out reduction in supply from actual units delivered at reserved matters.	To conserve our countryside, the natural beauty of the area and enhance our built environment
PI RH12	Number of new homes constructed	300	280	390	280	280	280	280			Set at 280 to reflect the annulated figure of the Core Strategy	To conserve our countryside, the natural beauty of the area and enhance our built environment