

RIBBLE VALLEY BOROUGH COUNCIL

please ask for: OLWEN HEAP
direct line: 01200 414408
e-mail: olwen.heap@ribblevalley.gov.uk
my ref: OH/CMS
your ref:
date: 25 August 2015

Council Offices
Church Walk
CLITHEROE
Lancashire BB7 2RA

Switchboard: 01200 425111
Fax: 01200 414488

www.ribblevalley.gov.uk

Dear Councillor

The next meeting of the **COMMUNITY SERVICES COMMITTEE** is at **6.30pm** on **TUESDAY, 1 SEPTEMBER 2015** in the **TOWN HALL, CHURCH STREET, CLITHEROE.**

I do hope you will be there.

Yours sincerely

CHIEF EXECUTIVE

To: Committee Members (Copy for information to all other members of the Council)
Directors
Press

AGENDA

Part I - items of business to be discussed in public

1. Apologies for absence.
- ✓ 2. Minutes of the meetings held on 2 June 2015 - copy enclosed.
3. Declarations of Pecuniary and Non-Pecuniary Interests (if any).
4. Public participation (if any).

DECISION ITEMS

- ✓ 5. The Waste (England and Wales) Regulations 2011 (Amended 2012) – Review of Waste Collection Arrangements - report of Director of Community Services – copy enclosed.

INFORMATION ITEMS

- ✓ 6. 2014/15 – Year End Performance Report – report of Director of Resources – copy enclosed.
- ✓ 7. Capital Monitoring 2015/16 – report of Director of Resources – copy enclosed.
- ✓ 8. Revenue Outturn 2014/15 – report of Director of Resources – copy enclosed.
- ✓ 9. Revenue Monitoring 2015/16 – report of Director of Resources – copy enclosed.
- ✓ 10. General Report – report of Director of Community Services – copy enclosed.
- 11. Reports from Representatives on Outside Bodies (if any).

Part II - items of business **not** to be discussed in public

NONE

RIBBLE VALLEY BOROUGH COUNCIL REPORT TO COMMUNITY SERVICES COMMITTEE

Agenda Item No.

meeting date: TUESDAY, 1 SEPTEMBER 2015
title: THE WASTE (ENGLAND AND WALES) REGULATIONS 2011 (AMENDED 2012) REVIEW OF WASTE COLLECTION ARRANGEMENTS
submitted by: DIRECTOR OF COMMUNITY SERVICES
principal author: PETER McGEORGE

1 PURPOSE

- 1.1 To advise Members on the implications of The Waste (England and Wales) Regulations 2011 (amended 2012), and:
- 1.2 To seek Members' approval of the Necessity and Technically, Environmentally and Economically Practicable (TEEP) assessments, carried out by officers on the Council's current waste collection arrangements.
- 1.3 Relevance to the Council's ambitions and priorities:
 - Community Objectives – To increase the recycling of waste material.
 - Corporate Priorities – To be a well managed Council providing efficient services based on identified customer needs.
 - Other Considerations – To protect and enhance the environmental quality of our area.

2 BACKGROUND

- 2.1 Members were previously advised in the Directors General Report to this Committee on 2 September 2014 that, since 2010 waste collection authorities in England and Wales have had a duty under Section 45 of the Environmental Protection Act 1990 to arrange for the separate collection of at least two types of recyclable waste from households. In addition, Regulation 13 of the Waste (England and Wales) Regulations 2011 requires waste collection authorities from 1 January 2015, to collect waste paper, metal, plastic and glass separately (four recyclable materials)
- 2.2 Originally Regulation 13 specified co-mingling of dry recyclable materials that were separated at a materials recovery facility (such as the County facility at Farington), was a valid form of separate collection. Regulation 13 was subsequently amended following a judicial review challenge and came into force in October 2012.
- 2.3 The amendment to Regulation 13 meant that councils need to collect four materials separately, and that there are two tests, a Necessity test and a Technical, Environmental, Economic and Practicable (TEEP) test. In practical terms this means that local authorities will need to consider their collection arrangements against these requirements. The regulations do not prohibit the co-mingled collection of these materials, rather they establish separate collection as the `default` and it is for the local authority to demonstrate that separate collection is not necessary or practicable in their area.

- 2.4 It is therefore all about improving the quantity and quality of the material collected and the ability of material processors to sort materials and provide high quality materials for subsequent use through closed loop recycling.
- 2.5 A working group comprising members of the local authority waste networks and WRAP (The Waste & Resources Action Programme) published a guidance document "Waste Regulations Route Map" to help local authorities understand what recycling services they are legally obliged to provide under waste law. The Route Map reduced the extent to which individual authorities needed to invest in advice, and help bring consistency and clarity to the way that the Waste England and Wales Regulations 2011 are interpreted.
- 2.6 The Environment Agency enforces this new duty and they have already written to every local authority setting out how it intends to apply its regulatory role.

3 ISSUES

- 3.1 In undertaking the assessments required to determine whether the authority is compliant with the new Regulations, officers have followed the step by step process as set out in the Route Map.
- 3.2 It has been quite a lengthy process in undertaking the assessments due to the amount of historical and statistical background information required as evidence to support the reasoning behind our current waste collection practices. This report only summarises the main points and conclusion but a full copy of the assessments can be found on the Council's intranet using the following link:
http://intranet.rvbc.gov.uk/site/scripts/download_info.php?fileID=3500
- 3.3 Step 1 reviewed what and how waste is collected providing a detailed compositional analysis of all Ribble Valleys waste streams, the collection method for each waste, costs and income and the tonnages of each waste type collected.
- 3.4 Step 2 considered how each material we collect is treated/recycled and takes into account our two tier waste management relationship with Lancashire County Council.
- 3.5 Step 3 assessed our compliance with Regulation 12 (Waste Hierarchy). It explains our current management methods for each material type and what steps we have taken to improve compliance with the waste hierarchy.
- 3.6 Step 4 covers both:
- a) The Necessity Test which is the key test in determining whether separate collection would lead to an increase in the quantity and/or quality of material collected for recycling, and;
 - b) The Practicability Test which considers whether separate collection is technically, environmentally and economically practicable (TEEP).
- 3.7 The Necessity Test assessment concluded that the quantity of glass, can and plastic bottles recovered through our co-mingled kerbside collection arrangement is very good and that higher yield of closed loop recycling were unlikely to be achieved through separate collection of paper, metal and plastic thus the TEEP Test is not required. For glass however, although the evidence showed that the yield of glass covered is very good, the percentage sent for closed loop recycling from the (Material Recycling Facility (MRF) at Farington Waste Technology Park suggests that it does not meet quality standards/specifications for remelt and that separate collections may

improve this figure. Overall therefore, the separate collection of glass had to be subjected to the TEEP Test. Members should note that glass sent for use as an alternative to road aggregates is not approved in the waste hierarchy as an acceptable form of recycling.

3.8 Whilst the Practicability or TEEP Test considers only in general terms whether separate collection would increase the quantity and quality of glass recovered for closed loop recycling Members are advised that 69% (1758.70 tonne) of the total commingled waste stream (2548.848 tonne) delivered to the MRF at Farington was glass. 54% (949.70) tonne of this glass was sent for closed loop recycling whilst the remaining 46% (809 tonne) was used for road aggregate. In simple terms we had to consider whether it is practically beneficial to provide separate collection of glass in order to recover 809 tonnes of non-compliant glass (which is 3.7% of the total waste arisings for Ribble Valley) for closed loop recycling. The TEEP Test concluded that although it was technically practicable to provide separate collection for glass it was neither environmentally nor economically practicable.

3.9 The report concludes that Regulation 12 requiring local authorities to meet the waste hierarchy for all wastes it is responsible for has been met, and that:

- The collection system operated by Ribble Valley Borough Council ensures a high yield of material is collected through kerbside collections.
- Paper and cardboard are kept separate from other materials so the quality of the material is good and it goes for closed loop recycling. Therefore the current method is permitted under these Regulations.
- Plastics and metals can be easily separated at the Farington Material Recycling Facility (FMRF) to achieve a good quality material that meets closed loop reprocessor`s specifications. Therefore the current collection method is permitted under these Regulations.
- The separate collection of glass is unlikely to facilitate recovery but it would improve the amount of glass that could be closed loop recycled. The TEEP test shows that whilst it is technically practicable to introduce separate collection it is neither environmentally practicable due to an increase of carbon dioxide emissions by 364 tonnes per annum nor economically practicable due to capital costs of £337,543 and ongoing revenue costs of £290,533.

Separate collection of glass at the kerbside is not environmentally or economically practicable and therefore the current kerbside collection method is permitted under these Regulations.

3.10 Step 5 requires an official sign off by both the Director of Community Services and Head of Legal and Democratic Services who have both read and approved the assessment. Additionally sign off should include Committee approval. Members should also note that the authority is committed to reviewing this assessment process in the event of key triggers which would include the following:

- Waste collection contract procurement.
- Substantial variations to existing collection systems.
- Significant changes to the MRF at Leyland Waste Technology Park.
- Significant changes to material waste streams.
- Significant changes to the arrangements for delivery of segregated waste streams for treatment.
- New information which is likely to affect the overall conclusion of this assessment.

4 RISK ASSESSMENT

4.1 The approval of this report may have the following implications:

- Resources – No changes to the current service is being suggested and as such no additional resources are required.
- Technical, Environmental and Legal – The Environment Agency has been given the regulatory role to see that the legislation is applied. They have the authority to ensure that each authority comply and can in the worst cases intervene and impose changes to collection systems. However, the overall conclusion of the assessment is that this authority is satisfied that we are compliant with the Regulations
- Political – No implications identified
- Reputation – No implications identified
- Equality & Diversity – No implications identified.

5 RECOMMENDED THAT COMMITTEE

5.1 Note the report.

5.2 Endorse the outcome of the TEEP assessment.

5.3 Endorses the continuation of the current household waste and recycling collection service.

PETER McGEORGE
WASTE MANAGEMENT OFFICER

JOHN HEAP
DIRECTOR OF COMMUNITY SERVICES

BACKGROUND PAPERS

General Report for Community Service Committee 02/09/2014

Waste Management Files

For further information please ask for Peter McGeorge, extension 4467.

REF: PM/010915/COMMUNITY

RIBBLE VALLEY BOROUGH COUNCIL REPORT TO COMMUNITY COMMITTEE

Agenda Item No.

meeting date: 1st SEPTEMBER 2015
title: 2014/2015 YEAR-END PERFORMANCE INFORMATION
submitted by: DIRECTOR OF RESOURCES
principal author: MICHELLE HAWORTH – PRINCIPAL POLICY AND PERFORMANCE OFFICER

1 PURPOSE

- 1.1 This is the year-end report of 2014/2015 that details performance against our local performance indicators.
- 1.2 Regular performance monitoring is essential to ensure that the Council is delivering effectively against its agreed priorities, both in terms of the national agenda and local needs.
- 1.3 Relevance to the Council's ambitions and priorities:
 - Community Objectives –
 - Corporate Priorities –
 - Other Considerations -Monitoring our performance ensures that we are both providing excellent services for our community as well as meeting corporate priorities.

2 BACKGROUND

- 2.1 Performance Indicators are an important driver of improvement and allow authorities, their auditors, inspectors, elected members and service users to judge how well services are performing.
- 2.2 A rationale has been sought for maintaining each indicator – with it either being used to monitor service performance or to monitor the delivery of a local priority.
- 2.3 The report attached at Appendix 1 comprises the following information:
 - The outturn figures for all local performance indicators relevant to this committee for 2014/15. Some notes have been provided to explain significant variances either between the outturn and the target or between 2014/2015 data and 2013/2014 data. A significant variance is greater than 15% (or 10% for cost PIs).
 - Performance information is also provided for previous years for comparison purposes (where available) and the trend in performance is shown.
 - Targets for service performance for the year 2014/2015 are provided and a 'traffic light' system is used to show variances of actual performance against the target as follows: Red: service performance significantly below target (i.e. less than 75% of target performance), Amber: performance slightly below target (i.e. between 75% and 99% of target), Green: target met/exceeded.
 - Targets have been provided for members to scrutinise for the following three years. A target setting rationale was sought from each Head of Service.
- 2.4 These tables are provided to allow members to ascertain how well services are being delivered against our local priorities and objectives, as listed in the Corporate Strategy.
- 2.5 Analysis shows that of the 5 indicators that can be compared to target:
 - 0% (0) of PIs met target (green)

- 100% (5) of PIs close to target (amber)
 - 0% (0) of PIs missed target (red)
- 2.6 Analysis shows that of the 5 indicators where performance trend can be compared over the years:
- 20% (1) of PIs improved
 - 0% (0) of PIs stayed the same
 - 80% (4) of PIs worsened
- 2.7 Where possible audited and checked data has been included in the report. However, some data may be corrected following work of Internal Audit and before the final publication of the indicators on the Council's website. In addition, some of the outturn performance information has not been collected/not yet available before this report was produced.
- 2.8 Indicators can be categorised as 'data only' if they are not suitable for monitoring against targets – these are marked as so in the report.

3 GENERAL COMMENTS ON PERFORMANCE AND TARGETS

- 3.1 In respect of PIs for Culture, Recreation and Leisure Services, - since Mark Beveridge took over as Head of Service he has been reviewing the performance information collected for monitoring the various services.
- 3.2 In respect of PIs for Engineering Services, Adrian Harper, Head of Engineering Services, has provided the following information regarding performance and targets:
- **PI ES1 - Number of reported missed collections per 100,000 population** - The difficulty is not predicting the bins, but rather the paper. We assume every house will present a bin for collection, but we don't know who will present paper for collection. This skews the result.
 - **PI ES2 - Percentage of missed collections put right in 24 hrs** - There were 2 particularly bad months for returns (being May and June 2014). These were due to staff resources not being available due to sickness.
 - **PI ES5 - Percentage of households receiving a three-stream collection service** - Target virtually met.
 - **PI ES6 (NI185) - CO2 reduction from local authority operations** – Data not yet available.
 - **PI ES9 (NI191) - Residual household waste per household** - Target was not achievable.
 - **PI ES10 (NI192) - Percentage of household waste sent for reuse, recycling and composting** - Target was too optimistic.

4 RISK ASSESSMENT

- 4.1 The approval of this report may have the following implications
- Resources - None
 - Technical, Environmental and Legal – None
 - Political - None
 - Reputation – It is important that correct information is available to facilitate decision-making.
 - Equality & Diversity - None

5 CONCLUSION

5.1 Consider the 2014/2015 performance information provided relating to this committee.









Michelle Haworth
PRINCIPAL POLICY AND
PERFORMANCE OFFICER

Jane Pearson
DIRECTOR OF RESOURCES







BACKGROUND PAPERS:







REF: MH/Community Committee/01.09.15

For further information please ask for Michelle Haworth, extension 4421

PI Status		Long Term Trends	
	Alert		Improving
	Warning		No Change
	OK		Getting Worse
	Unknown		
	Data Only		

Engineering Services Performance Information 2014/2015

PI Code	Short Name	2013/14		2014/15		2015/16	2016/17	2017/18	Current Performance	Trend year on year	Target setting rationale	Link to Corporate Strategy Objective	Explanations for Variances to Target
		Value	Target	Value	Target	Target	Target	Target					
PI ES1	Number of reported missed collections per 100,000 population	17	20	20	19	18	17	17			Target revised with introduction of consistency in methods of reporting and monitoring. Increase monitoring and allocation of responsibility to refuse collection staff. Improved communications of accountability. Work required to establish which claims are genuine and remove false claims from numbers.	To increase the recycling of waste material	The difficulty is not predicting the bins but rather the paper. We assume every house will present a bin for collection but we don't know who will present paper for collection. This skews the result.
PI ES2	Percentage of missed collections put right in 24 hrs	94%	96%	92%	98%	99%	99%	99%			Target set to reach a 'plateau' of optimum service delivery and to remove false claims	To increase the recycling of waste material	There were 2 particularly bad months for returns being May and June. These were due to resources not being available due to sickness.
PI ES5	Percentage of households receiving a three-stream collection service	97%	97%	96.49%	96.5%	96.6%	96.7%	96.8%			All new developments/new builds will be provided with 3 stream waste collection services which will increase the percentage of the borough covered.	To increase the recycling of waste material	Target virtually met

PI Code	Short Name	2013/14		2014/15		2015/16	2016/17	2017/18	Current Performance	Trend year on year	Target setting rationale	Link to Corporate Strategy Objective	Explanations for Variances to Target
		Value	Target	Value	Target	Target	Target	Target					
PI ES6 (NI 185)	CO2 reduction from local authority operations	21.6%	1.0%	N/A							Previous 5% target reductions are unrealistic - 1.2% for 1/3 savings on energy in building. May action 4% next year and then little else. It will get harder as years go on.		Not yet available
PI ES9 (NI 191)	Residual household waste per household	540	515	539	525	525	520	515			Due to the newly built properties being designed for co-mingled recycling and further education of existing property owners there will be a natural trend of reduction of residual waste per household. A reduction of 10kg per household per annum results in a reduction of 269 tonnes of the total residual waste per annum. With this in mind and the fact that the target was not achieved 14/15 the targets have been revised accordingly.	To increase the recycling of waste material	Target was not achievable
PI ES10 (NI 192)	Percentage of household waste sent for reuse, recycling and composting	37.46%	40.00%	38.65%	42.00%	40.00%	41.00%	45.00%			As education increases and residual waste decreases per household there should be an increase. This will however, need to be tempered by the amount of paper recycled decreasing due to 'e' technology.	To increase the recycling of waste material	Target was too optimistic

RIBBLE VALLEY BOROUGH COUNCIL REPORT TO COMMUNITY SERVICES COMMITTEE

INFORMATION

Agenda Item No 7

meeting date: 1 SEPTEMBER 2015
 title: CAPITAL MONITORING 2015/16
 submitted by: DIRECTOR OF RESOURCES
 principal author: ANDREW COOK

1 PURPOSE

1.1 To provide members with information relating to the progress of the approved Community Committee capital programme for the period April to July 2015.

1.2 Relevance to the Council's ambitions and priorities:

- Community Objectives – none identified.
- Corporate Priorities – to continue to be a well-managed council, providing efficient services based on identified customer need.
- Other considerations – none identified.

2 BACKGROUND

2.1 In total 11 new schemes for Community Committee, totalling £436,600, were approved by the Policy and Finance Committee and Full Council at their meetings in February and March 2015.

2.2 In addition, a budget of £47,000 for the Installation of 3G Artificial Pitch scheme was moved from 2014/15 to 2015/16. This was because the scheme could only go ahead once grant funding was received from Sport England and such funding had not been confirmed in 2014/15.

2.3 The total of these two elements created a 2015/16 Community Committee capital programme with 12 schemes and a total budget of £483,600, which is shown at Annex 1.

3 CAPITAL MONITORING 2015/16

3.1 The table below summarises the total Community Committee capital programme budget, expenditure to date and variance, as at the end of July 2015. Annex 1 shows the full capital programme by scheme. Annex 2 shows scheme details, financial information and budget holder comments to date for each scheme.

	BUDGET		EXPENDITURE	
	Budget moved from 2014/15 £	Total Approved Budget 2015/16 £	Actual Expenditure including commitments as at end of July 2015 £	Variance as at end of July 2015 £
Original Estimate 2015/16 £	47,000	483,600	60,291	-423,309

3.2 At the end of July 2015, only 12.5% of the annual capital programme for this Committee had been spent or committed. Since the end of July, orders have been placed for the replacement Refuse Collection Vehicle scheme and the Installation of 3G Artificial Pitch scheme, as detailed below. Therefore, as at the date of writing the report 65.6% had actually been spent or committed.

3.3 The main variations to the end of July 2015 are:

- **RBBFV – Replacement of Geesink 26t RP HGV Refuse Collection Vehicle:** Tenders have now been evaluated and an order placed in August 2015 for the new Refuse Collection Vehicle with bin lifter. The capital cost of the order is £210,055. Delivery is expected by early 2016.
- **RSHOV - Replacement of Waste Transfer Station Loader Shovel:** Procurement process in progress. Tenders to be received and evaluated by Autumn 2015, with delivery of the new loader shovel expected by late 2015 or early 2016.
- **TGAPS – Installation of 3G Artificial Pitch:** External funding was confirmed by Sport England in July 2015, subject to both the Council and Sport England each funding 50% of the scheme costs. The scheme contractor has been chosen and an order placed in August 2015 for £46,981. The scheme is due for completion by November 2015.
- **PLAYP – Play Area Improvements 2015/16:** A number of planned items of work will be carried out from August onwards. Further improvements may also be required following increased play area usage in the summer school holidays. Some budget will be kept unallocated until March to ensure any currently unforeseen work can be funded. The planned work on this budget relates to insurance condition surveys and work Council staff have identified.
- **AWPLG – All Weather Pitch Lighting:** The scheme has been put on hold because the LED technology required for this scheme will not be available at the budgeted cost in 2015/16. It is suggested that this scheme be reconsidered or moved to a later year in the three year capital programme, when the capital programme is next approved.

3.4 Four mower purchase schemes have been completed in the first part of the year, with a combined underspend of £19,801. The budget prices for these purchases were set three years ago based on estimates at that time. A more aggressive purchasing strategy adopted this time, incorporating the Yorkshire Purchasing Organisation and local suppliers, has seen the Council obtain much lower prices for these purchases than expected. For future years, any similar capital purchase schemes in the forward capital programme will be more closely reviewed in the annual review by the service to ensure the most realistic pricing is reflected in budgets.

4. CONCLUSION

4.1 At the end of July 2015, only 12.5% of the annual capital programme for this Committee had been spent or committed. The main reasons for this are:

- The procurement process being in progress on the three largest schemes, as at the end of July 2015. All these schemes are planned for completion in 2015/16.
- The majority of the Play Area Improvements work being planned for August onwards.
- The All Weather Pitch Lighting scheme is now unable to be undertaken in 2015/16 due to cost.

- 4.2 Since the end of July 2015, orders have been placed for the replacement Refuse Collection Vehicle scheme and the Installation of 3G Artificial Pitch scheme. These commitments plus spend as at the end of July total £317,327 which is 65.6% of the capital programme budget.

SENIOR ACCOUNTANT

DIRECTOR OF RESOURCES

CM9-15/AC/AC
24 August 2015

For further background information please ask for Andrew Cook.

BACKGROUND PAPERS – Policy and Finance Committee Overall Capital Programme 2015-2018 report, February 2015

Community Services Committee - Capital Programme 2015/16

Cost Centre	Schemes	Original Estimate 2015/16 £	Budget Moved from 2014/15 £	Additional Approvals 2015/16 £	Total Approved Budget 2015/16 £	Actual Expenditure including commitments as at end of July 2015 £	Variance as at end of July 2015 £
PLAYP	Play Area Improvements 2015/16	40,000	0	0	40,000	4,254	-35,746
RBBFV	Replacement of Geesink 26t RP HGV Refuse Collection Vehicle	210,000	0	0	210,000	0	-210,000
GNPZV	Replacement of 4x4 Tractor/Mower (PN04 NPZ)	17,000	0	0	17,000	12,220	-4,780
GPLOV	Replacement of Kubota Mower (PN05 PLO)	19,000	0	0	19,000	14,092	-4,908
RSCAG	Replace Scag Mower	9,000	0	0	9,000	4,887	-4,113
HGTRL	Two Heavy Goods Trailers	6,000	0	0	6,000	0	-6,000
TRISM	Replacement of 2 Trim Star Mowers	16,000	0	0	16,000	10,000	-6,000
RSHOV	Replacement of Waste Transfer Station Loader Shovel	75,000	0	0	75,000	0	-75,000
HYPRO	Hyprolyser Electrochlorination System at Ribblesdale Pool	15,600	0	0	15,600	14,838	-762
REPUV	Replacement of the UV unit at Ribblesdale Pool	9,000	0	0	9,000	0	-9,000
TGAPS	Installation of 3G Artificial Pitch	0	47,000	0	47,000	0	-47,000
AWPLG	All Weather Pitch Lighting	20,000	0	0	20,000	0	-20,000
	Total Community Committee	436,600	47,000	0	483,600	60,291	-423,309

Community Services Committee – Capital Programme 2015/16

PLAYP Play Area Improvements 2015/16

Service Area: Cultural & Leisure Services

Head of Service: Mark Beveridge

Brief Description:

Provide a fund for maintaining and improving the Council's seventeen play areas.

Start Date, duration and key milestones:

Start Date – April 2015

Anticipated Completion Date – March 2016

Financial Implications – CAPITAL

	£	Actual Expenditure and Commitments as at end of July 2015 £	Variance as at end of July 2015 £
Total Approved Budget 2015/16	40,000	4,254	-35,746
ANTICIPATED TOTAL SCHEME COST	40,000		

Financial Implications – REVENUE

None expected.

Useful Economic Life

The life expectancy varies, depending upon the type of equipment purchased. Location and intensity of use is also a factor.

Progress - Budget Holder Comments

July 2015: A number of planned items of work will be carried out in the autumn – play area upgrades at Proctor's Field and Mardale and a new pendulum swing at the Castle. Further improvements may also be required following increased play area usage in the summer school holidays. Some budget will be kept unallocated until March to ensure any currently unforeseen work can be funded. The planned work on this budget relates to insurance condition surveys and work Council staff have identified.

Community Services Committee – Capital Programme 2015/16

RBBFV Replacement of Geesink 26t RP HGV Refuse Collection Vehicle

Service Area: Refuse Collection

Head of Service: Adrian Harper

Brief Description:

This project is for the replacement of a front-line Geesink RCV to allow its relegation to the position of cover vehicle and the existing cover vehicle is to be disposed of.

The Geesink bodies on 4 of the existing fleet have been found to have a shorter service life than the Dennis Twin Pack vehicles. The Geesink bodies are requiring new panels after 3 years of use (£4,000 per vehicle). It is most unlikely that the vehicles will last more than 6 years as a front line vehicle. The specification for the new vehicle is therefore to be based on the Dennis Eagle Twin Pack, rather than the Geesink that is to be disposed of. The cost of the new vehicle at £210,000 is to include the provision of a new Terberg Wheeled bin lifter.

Start Date, duration and key milestones:

April 2015

Financial Implications – CAPITAL:

	£	Actual Expenditure and Commitments as at end of July 2015 £	Variance as at end of July 2015 £
Total Approved Budget 2015/16	210,000	0	-210,000
ANTICIPATED TOTAL SCHEME COST	210,000		

Financial Implications – ANNUAL REVENUE:

Existing service – no change

Useful economic life:

This is replacing an existing item. The life of the new vehicle is anticipated to be 7 years as a front line vehicle with a further year as a cover vehicle. This is an improvement on the Geesink vehicle that is to be disposed of.

Progress - Budget Holder Comments

July/August 2015: Tenders now evaluated and order placed in August 2015 for the new Refuse Collection Vehicle with bin lifter. The capital cost of the order is £210,055. Delivery is expected by early 2016.

Community Services Committee – Capital Programme 2015/16

GNPZV - Replacement of 4x4 Tractor/Mower(PN04 NPZ)

Service Area: Grounds Maintenance

Head of Service: Mark Beveridge

Brief Description:

Replacement of tractor which will be 11 years old in 2015 and past its useful life.

Start Date, duration and key milestones:

April 2015

Financial Implications – CAPITAL:

	£	Actual Expenditure and Commitments as at end of July 2015 £	Variance as at end of July 2015 £
Total Approved Budget 2015/16	17,000	12,220	-4,780
ANTICIPATED TOTAL SCHEME COST	17,000		

Financial Implications – ANNUAL REVENUE:

Existing service – no change

Useful economic life:

The mower is used on a daily basis, although not intensively, therefore the projected life would be 10 years.

Progress - Budget Holder Comments

July 2015: New tractor mower now purchased. Scheme is complete. The budget price was set three years ago based on estimates at that time. A more aggressive purchasing strategy adopted this time, incorporating the Yorkshire Purchasing Organisation and local suppliers, has seen the Council obtain lower prices for this scheme than expected. For future years, the schemes in the forward capital programme will be more closely reviewed in the annual review by the service to ensure the most realistic pricing is reflected in budgets.

Community Services Committee – Capital Programme 2015/16

GPLOV Replacement of Kubota Mower PN05 PLO

Service Area: Grounds Maintenance

Head of Service: Mark Beveridge

Brief Description:

Replacement of existing mowing machine, which will be 10 years old in 2015 and past its useful life.

Start Date, duration and key milestones:

April 2015

Financial Implications – CAPITAL:

	£	Actual Expenditure and Commitments as at end of July 2015 £	Variance as at end of July 2015 £
Total Approved Budget 2015/16	19,000	14,092	-4,908
ANTICIPATED TOTAL SCHEME COST	19,000		

Financial Implications – ANNUAL REVENUE

Existing service – no change.

Useful economic life:

This machine is used intensively on a daily basis during the growing season and the recommended replacement period is 5 years, after which revenue costs increase due to more frequent repairs/maintenance. Increased breakdowns also mean a disruption to the service.

Progress - Budget Holder Comments

July 2015: New mower now purchased. Scheme is complete. The budget price was set three years ago based on estimates at that time. A more aggressive purchasing strategy adopted this time, incorporating the Yorkshire Purchasing Organisation and local suppliers, has seen the Council obtain lower prices for this scheme than expected. For future years, the schemes in the forward capital programme will be more closely reviewed in the annual review by the service to ensure the most realistic pricing is reflected in budgets.

Community Services Committee – Capital Programme 2015/16

RSCAG Replace Scag Mower

Service Area: Grounds Maintenance

Head of Service: Mark Beveridge

Brief Description:

Replace existing mower. Scag mowers are large pedestrian mowers used in areas where ride on mowers cannot access (they are larger and less manoeuvrable than Trim Star Mowers). They are predominately used on play areas, verges and Parish work.

Start Date, duration and key milestones:

April 2015.

Financial Implications – CAPITAL:

	£	Actual Expenditure and Commitments as at end of July 2015 £	Variance as at end of July 2015 £
Total Approved Budget 2015/16	9,000	4,887	-4,113
ANTICIPATED TOTAL SCHEME COST	9,000		

Financial Implications – ANNUAL REVENUE:

Existing service – no change

Useful economic life:

Standard life expectancy for this type of mower is 5-7 years, depending on frequency/intensity of use.

Progress - Budget Holder Comments

July 2015: New mower now purchased. Scheme is complete. The budget price was set three years ago based on estimates at that time. A more aggressive purchasing strategy adopted this time, incorporating the Yorkshire Purchasing Organisation and local suppliers, has seen the Council obtain lower prices for this scheme than expected. For future years, the schemes in the forward capital programme will be more closely reviewed in the annual review by the service to ensure the most realistic pricing is reflected in budgets.

Community Services Committee – Capital Programme 2015/16

HGTRL Two Heavy Goods Trailers

Service Area: Grounds Maintenance

Head of Service: Mark Beveridge

Brief Description:

Replace existing trailers with two heavy goods trailers used to transport equipment around village/Parish locations. Current trailers are 5 years old and so will be 8 years old at proposed replacement, resulting in increased revenue costs for repair/maintenance.

Start date, duration and key milestones:

April 2015

Financial Implications – CAPITAL:

	£	Actual Expenditure and Commitments as at end of July 2015 £	Variance as at end of July 2015 £
Total Approved Budget 2015/16	6,000	0	-6,000
ANTICIPATED TOTAL SCHEME COST	6,000		

Financial Implications – ANNUAL REVENUE:

Existing service – no change.

Useful economic life:

Depending on use, each trailer will have a life expectancy of 5-8 years.

Progress - Budget Holder Comments

July 2015: Procurement in progress. Delivery expected by late Autumn 2015.

Community Services Committee – Capital Programme 2015/16

TRISM Replacement of 2 Trim Star Mowers

Service Area: Grounds Maintenance

Head of Service: Mark Beveridge

Brief Description:

Replace existing mowers. Trim Star mowers are used for smaller areas where ride on mowers cannot access. They are used heavily on a daily basis.

Start Date, duration and key milestones:

April 2015

Financial Implications – CAPITAL:

	£	Actual Expenditure and Commitments as at end of July 2015 £	Variance as at end of July 2015 £
Total Approved Budget 2015/16	16,000	10,000	-6,000
ANTICIPATED TOTAL SCHEME COST	16,000		

Financial Implications – ANNUAL REVENUE:

Existing service - no change.

Useful economic life:

Life expectancy is around 6 years, depending on frequency/intensity of use.

Progress - Budget Holder Comments

July 2015: New mowers now purchased. Scheme is complete. The budget price was set three years ago based on estimates at that time. A more aggressive purchasing strategy adopted this time, incorporating the Yorkshire Purchasing Organisation and local suppliers, has seen the Council obtain lower prices for this scheme than expected. For future years, the schemes in the forward capital programme will be more closely reviewed in the annual review by the service to ensure the most realistic pricing is reflected in budgets.

Community Services Committee – Capital Programme 2015/16

RSHOV Replacement of Waste Transfer Station Loader Shovel

Service Area: Refuse Collection

Head of Service: Adrian Harper

Brief Description:

Materials delivered into the Salthill Waste Transfer station by the refuse collection fleet and street cleansing vehicles are all, except for scrap metals, loaded into the bulk haulage vehicles for transport to the LCC waste treatment parks. This project is for the replacement of the loading shovel that lifts the tipped materials from the floor of the transfer buildings into the bulk haulage vehicles.

Start Date, duration and key milestones:

Start April for a 20 week procurement period (dependent upon the degree of activity in the construction industry as a buoyant industry may extend the machine build period).

Financial Implications – CAPITAL:

	£	Actual Expenditure and Commitments as at end of July 2015 £	Variance as at end of July 2015 £
Total Approved Budget 2015/16	75,000	0	-75,000
ANTICIPATED TOTAL SCHEME COST	75,000		

Financial Implications – ANNUAL REVENUE:

Existing service – no change.

Useful economic life:

This is replacing an existing item. The life of the new machine is anticipated to be 9 years.

Progress - Budget Holder Comments

July 2015: Procurement process in progress. Tenders to be received and evaluated by Autumn 2015, with delivery of the new loader shovel expected by late 2015 or early 2016.

Community Services Committee – Capital Programme 2015/16

HYPRO Hypolyser Electrochlorination System at Ribblesdale Pool

Service Area: Ribblesdale Pool

Head of Service: Mark Beveridge

Brief Description:

Installation of a Hypolyser Electrochlorination system at Ribblesdale Pool.

The chemical dosing of the Main and Teaching Pools is currently provided by Granudos Units. However, the units are prone to become periodically blocked with deposits and insufficient chemical is then able to enter the water through this controlled mechanism. The Hypolyser unit being proposed utilises a different vacuum dosing system, and does not encounter this problem. Council officers have visited sites with the Hypolyser equipment installed and there were no reports of dosing blockages.

There is a maintenance cost in terms of an ongoing time commitment required by pool staff to clear the dosing equipment which is believed avoidable if the new system of chemical treatment were to be introduced.

Start date, duration and key milestones:

There are no key milestones attached to this project. The revenue savings are potentially available on installation of the equipment.

Financial Implications – CAPITAL:

	£	Actual Expenditure and Commitments as at end of July 2015 £	Variance as at end of July 2015 £
Total Approved Budget 2015/16	15,600	14,838	-762
ANTICIPATED TOTAL SCHEME COST	15,600		

Financial Implications – ANNUAL REVENUE:

£2,800 reduction in maintenance costs per annum.

Useful economic life:

15-20 years.

Progress - Budget Holder Comments

July/August 2015: The new system had been ordered in summer 2015. The system has been fitted in August 2015.

Community Services Committee – Capital Programme 2015/16

REPUV Replacement of the UV unit at Ribblesdale Pool

Service Area: Ribblesdale Pool

Head of Service: Mark Beveridge

Brief Description:

The existing U.V. unit was installed approximately 9 years ago and serves the Teaching Pool in providing additional protection to bathers. It is now considered to be high maintenance for the size of pool it serves. To maintain the effectiveness of the U.V. unit it is usual practice to undertake an annual service and replacement of the lamps annually. These costs would be significantly reduced with a new replacement unit.

Start date, duration and key milestones:

There is no specific milestone attached to this project; though the sooner a replacement is installed then the sooner the maintenance and running costs can be realised.

Financial Implications – CAPITAL:

	£	Actual Expenditure and Commitments as at end of July 2015 £	Variance as at end of July 2015 £
Total Approved Budget 2015/16	9,000	0	-9,000
ANTICIPATED TOTAL SCHEME COST	9,000		

Financial Implications – ANNUAL REVENUE:

£2,750 reduction in maintenance costs per annum.

Useful economic life:

The expected life of the U.V. equipment is approximately 10 years.

Progress - Budget Holder Comments

July 2015: Procurement process in progress. Quotes will be evaluated by September 2015, with installation expected by October 2015.

Community Services Committee – Capital Programme 2015/16

TGAPS Installation of 3G Artificial Pitch

Service Area: Cultural & Leisure Services

Head of Service: Mark Beveridge

Brief Description:

The artificial surface at Edisford is divided into 3 playing areas, and the largest of these was purposely designed for Tennis (3 x court provision) and the artificial carpet pile and surface is conducive to Tennis essentially, though due to the decline of demand for Tennis the area is now mainly utilised for Football.

The purpose of this scheme is to replace the artificial pitch carpet, which has been in place for 11 years with a new 3G surface specific for Football participation. There are currently no other pitch surfaces of its kind available to the general public in Ribble Valley and evidence points to its income generating potential for Football Training and junior matches.

This scheme includes the submission of an application to Sport England for a funding contribution from the Inspired Facilities Programme. Progression of this scheme is dependent upon this funding bid being successful.

Start Date, duration and key milestones:

This was dependent upon the success of the application for funding to Sport England. The initial 2014/15 bid was not successful. A successful bid was made in summer 2015. Work will take place in Autumn 2015.

Financial Implications – CAPITAL

	£	Actual Expenditure and Commitments as at end of July 2015 £	Variance as at end of July 2015 £
Original Estimate 2015/16	0		
Budget moved from 2014/15	47,000		
Total Approved Budget 2015/16	47,000	0	-47,000
Actual Expenditure 2014/15	0		
ANTICIPATED TOTAL SCHEME COST	47,000		
Funding – Sport England	-23,500		
Net Impact for Ribble Valley BC	23,500		

Financial Implications – REVENUE

Estimated increased maintenance costs of £1,000 per annum, but increased income of £6,500 per annum. Therefore, net increased income of £5,500 per annum.

Useful Economic Life

Approximately 15 years with the appropriate level of maintenance and support to help preserve the surface.

Community Services Committee – Capital Programme 2015/16**Progress - Budget Holder Comments**

July/August 2015: External funding has been confirmed by Sport England in July 2015, subject to both the Council and Sport England each funding 50% of the scheme costs. This means that the Council's contribution to the scheme has increased by £1,500, from £22,000 to £23,500. This increased contribution, from revenue budgets, was approved by Committee in June 2015.

The scheme contractor has been chosen and an order placed in August 2015 for £46,981. The scheme is due for completion by November 2015.

August/September 2014: The scheme will not start until external funding is confirmed. The updated September 2014 application for Sport England funding was unsuccessful. Officers will make an updated bid in November 2014. A way forward for the scheme and its funding will be decided after Sport England make their decision on that bid.

July 2014: The original application to Sport England for 'Inspired' funding was unsuccessful but based upon the feedback received and the opportunity to re-submit an improved application, it was decided to reapply based on the same level of funding support and a decision is expected by September 2014.

Community Services Committee – Capital Programme 2015/16

AWPLG All Weather Pitch Lighting

Service Area: Edisford All Weather Pitch

Head of Service: Mark Beveridge

Brief Description:

The synthetic turf pitches at the Ribblesdale Pool are currently lit by 16 x 2KW metal halide floodlights mounted on 10m columns, these columns house the control gear for the lighting. They are approaching the end of their economic life. Some bookings have been cancelled because of lighting failure during the past year.

This scheme will replace the current fittings and control gear with more energy efficient self-contained LED Fittings, without compromising on light output. Self-contained fittings will dramatically cut the currently high maintenance bill. Although, the technology of LEDs is not quite advanced enough yet to acquire the lumen output required.

Start date, duration and key milestones:

January 2016: Produce drawings and specifications.

May 2016: Tender and undertake programme of works.

July 2016: Completion and issue snagging list.

Financial Implications – CAPITAL:

	£	Actual Expenditure and Commitments as at end of July 2015 £	Variance as at end of July 2015 £
Total Approved Budget 2015/16	20,000	0	-20,000
ANTICIPATED TOTAL SCHEME COST	20,000		

Financial Implications – ANNUAL REVENUE:

Reduced costs of £2,050 per annum in years 1 to 3, then reduced costs of £550 per annum in years 4 to 10.

Useful economic life:

10 years.

Progress - Budget Holder Comments

July 2015: The scheme has been put on hold because the LED technology required for this scheme will not be available at the required cost in 2015/16.

RIBBLE VALLEY BOROUGH COUNCIL REPORT TO COMMUNITY COMMITTEE

INFORMATION

Agenda Item No 8

meeting date: 1 SEPTEMBER 2015
 title: REVENUE OUTTURN 2014/15
 submitted by: DIRECTOR OF RESOURCES
 principal author: AMY JOHNSON

1 PURPOSE

1.1 To report on the outturn for the financial year 2014/15 in respect of the Revenue Budget for this Committee.

1.2 Relevance to the Council's ambitions and priorities:

- Community Objectives – none identified
- Corporate Priorities – to continue to be a well-managed Council, providing efficient services based on identified customer need and meets the objective within this priority to maintain critical financial management controls, ensuring the authority provides council tax payers with value for money.
- Other Considerations – none identified

2 BACKGROUND

2.1 The Council's draft Statement of Accounts has been approved by the Director of Resources, and audited by the Council's external auditors. The audited version of the accounts has been submitted to Accounts and Audit Committee for approval at their meeting on 26 August. Confirmation of their approval will be provided at your meeting.

2.2 The information contained within the Statement is in a prescriptive format. However, the service cost information is being reported to Committees for their own relevant services in our usual reporting format in the current cycle of meetings

3 FINANCIAL INFORMATION

3.1 Shown below, by cost centre, is a comparison with the revised estimate. You will see an overall underspend of £237,906 on the net cost of services. After transfers to and from earmarked reserves the overall underspend is £133,041. This has been added to General Fund Balances.

Cost Centre	Cost Centre Name	Revised Estimate 2014/15 £	Actual 2014/15 £	Variation £
COMMD	Community Services Department	0	0	0
HWAGY	Highways Agency	16,270	15,104	-1,166
HWREP	Highways Repairs	3,320	3,075	-245
NHWAG	Non-Agency Highways Work	11,840	11,636	-204
CULVT	Culverts & Watercourses	16,010	11,924	-4,086
DRAIN	Private Drains	6,350	6,638	288
RIVBK	Riverbank Protection	3,230	4,149	919
BUSSH	Bus Shelters	17,990	14,079	-3,911

Cost Centre	Cost Centre Name	Revised Estimate 2014/15 £	Actual 2014/15 £	Variation £
SEATS	Roadside Seats	6,950	4,258	-2,692
SIGNS	Street Nameplates & Signs	58,850	57,132	-1,718
RIGHT	Public Rights of Way	1,930	3,524	1,594
STCLE	Street Cleansing	321,780	318,343	-3,437
VARIOUS	Public Conveniences	194,070	206,088	12,018
LITTR	Litter Bins	19,490	20,679	1,189
RCOLL	Refuse Collection	1,111,990	1,059,716	-52,274
RPBIN	Replacement Waste Bins	0	-5,875	-5,875
RECYC	Recycling	62,990	58,274	-4,716
PAPER	Waste Paper & Card Collection	47,520	-25,059	-72,579
TFRST	Waste Transfer Station	79,120	75,481	-3,639
TRREF	Trade Refuse	-18,490	-20,833	-2,343
CRIME	Crime and Disorder	61,710	66,300	4,590
CRIMP	RV Crime Reduction Partnership	12,230	845	-11,385
LNGCH	Longridge Civic Hall	17,010	17,007	-3
ARTDV	Art Development	31,830	32,360	530
PLATG	Platform Gallery	128,330	122,077	-6,253
MUSEM	Castle Museum	180,760	191,916	11,156
MCAFE	Museum Café	7,070	5,096	-1,974
TURSM	Tourism	96,160	89,219	-6,941
VARIOUS	Car Parks	-82,050	-93,810	-11,760
CCTEL	CCTV Equipment	117,720	112,347	-5,373
LDEPO	Longridge Depot	0	0	0
SDEPO	Salthill Depot	0	0	0
VARIOUS	Refuse Collection Vehicles	0	-4,500	-4,500
VARIOUS	Grounds Maintenance Vehicles	0	0	0
VARIOUS	Works Administration Vehicles	0	0	0
VEHCL	Vehicle Workshop	0	0	0
VARIOUS	Plant	0	0	0
TWOWR	Two Way Radio	0	0	0
WKSAD	Works Administration	0	0	0
CARVN	Caravan Site	-7,720	-7,249	471
EDPIC	Edisford Picnic Area	-8,740	-8,914	-174
PKADM	Grounds Maintenance	0	0	0
ROEBN	Roefield Barn	70	71	1
RVPRK	Ribble Valley Parks	452,090	427,456	-24,634
RPOOL	Ribblesdale Pool	269,280	232,536	-36,744
EALLW	Edisford All Weather Pitch	-6,900	-6,708	192
CYCLS	Cycling	560	556	-4
EXREF	Exercise Referral Scheme	26,950	22,421	-4,529
SPODV	Sports Development	75,680	68,758	-6,922

Cost Centre	Cost Centre Name	Revised Estimate 2014/15 £	Actual 2014/15 £	Variation £
GRSRC	Grants and Subscriptions	26,240	26,913	673
XMASL	Xmas Lights/RV in Bloom	3,220	3,495	275
RECU	Recreation/Culture Grants	45,810	44,572	-1,238
CULTG	Culture Grants	3,330	3,279	-51
SPOGR	Sports Grants	6,900	6,561	-339
STANV	Services to Neighbourhood	0	9,907	9,907
NET COST OF SERVICES		3,418,750	3,180,844	-237,906
Transfers to/(from) earmarked reserves				
COBAL/ H210	Recreation and Culture Grants Reserve	-8,960	-7,860	1,100
COBAL/ H239	Crime Reduction Partnership Reserve	-12,230	-10,844	1,386
COBAL/ H222	Grant Funded Sports Development Reserve	-1,500	2,000	3,500
COBAL/ H364	Inspire Annex III Reserve	-7,130	-7,130	0
COBAL/ H333	Refuse Collection Reserve	-1,530	53,880	55,410
COBAL/ H337	Equipment Reserve	-11,350	-7,270	4,080
COBAL/ H282	Exercise Referral Reserve		13,750	13,750
COBAL/ H328	Repairs and Maintenance Reserve		5,000	5,000
COBAL/ H283	Clitheroe Food Festival		6,204	6,204
CPBAL/ H330	Capital Reserve – Crime Safety Partnership		10,000	10,000
CPBAL/ H330	Capital Reserve – (Sale of Vehicles & Sale of Gisburn Toilets)	2,940	7,375	4,435
NET COST OF SERVICES AFTER TRANSFERS TO/(FROM) RESERVES		3,378,990	3,245,949	-133,041

3.2 The main variations have been extracted, and are shown with the Budget Holder's comments at Annex 1. However, a summary of the major variations is set out in the table below.

Service Area	Description of Variance	Amount £
RPOOL: Ribblesdale Pool	Reduced expenditure on utilities and the purchase of equipment as well as increased income regarding school swimming lessons, general swimming lessons and hire of the pool. Funds to be transferred from earmarked reserves with regard to the purchase of pool covers (£3,630) and to earmarked reserves for the purchase of 'Swim Tag' in 2015/16 (£3,170).	-36,744
RVPRK: Ribble Valley Parks	Increased repairs and maintenance expenditure relating to the Bowling Green Café offset by a reduction in grounds maintenance recharge.	-24,634
PAPER: Waste Paper and Card Collection	Increased income from the sale of materials, recycling credits plus reduced transport and employee costs due to a staff vacancy. Offset in part by increased expenditure relating to Agency Staff.	-72,579
RCOLL: Refuse Collection	Reduced employee and transport costs along with increased income from recycling credits. Offset in part by reduced income from the sale of materials.	-52,274
CRIMP: RV Community Safety Partnership	Reduced expenditure relating to promotional activities along with increased grant contribution from RVBC. Offset in part by reduced grant income from the Local Police and Crime Commissioner.	-11,385
STANV: Services to Neighbourhood (STAN)	Contribution from Performance Reward Grant no longer received to offset the expenditure incurred.	9,907
MUSEM: Castle Museum	Reduced income re admissions and the sale of goods, plus increased R&M expenditure relating to the roof area and walkway. Offset in part by reduced expenditure on curatorial services.	11,156

4 CONCLUSION

- 4.1 There have been a considerable number of variations in both income and expenditure during the year, and this has given rise to an overall underspending of £237,900 on the net cost of services. After transfers to and from earmarked reserves the overall underspend is £133,000.

SENIOR ACCOUNTANT

DIRECTOR OF RESOURCES

CM8-15/AJ/AC
24 August 2015

BACKGROUND PAPERS

Revised Estimates approved by Committee on 13 January 2015
Closedown Working Papers

For further information please ask for Amy Johnson.

COMMUNITY SERVICES COMMITTEE – REVENUE OUTTURN 2014/15 VARIANCES

	Variance in Expenditure £	Variance in Income £	Variance in Support Services £	Variance in Capital Costs £	Total Variance £
<u>COMMD: Community Services Department</u>					
Reduction in employee costs due to staff vacancies in the last 3 months of the financial year, particularly in relation to planning staff	-5,750				
Tuition Fees – training costs incurred for the new GGP system	2,450				
Mileage allowances – much lower than expected level of mileage claimed	-4,340				
Advertising – low staff turnover has reduced the number of recruitment adverts placed	-2,460				
Postages – additional postage costs in relation to the retention of weekly waste collection incurred in the previous financial year, but not incurred this year	-2,090				
Reference Books – annual subscription to Haymarket Business not paid	-1,890				
Printing & Stationery – less expenditure than anticipated	-1,770				
Purchase of Equipment & Materials – expenditure in relation to authority wide upgrade on Microsoft Office licences	1,030				
Software Maintenance – additional expenditure in relation to computer aided design licence support costs and maintenance and support costs for work between property gazetteer and planning systems	-3,360				
Conference Expenses – attendance at Tourism Management Institute conference purchased at a reduced rate	-1,410				
Use of transport – reduced expenditure on Works Administration vehicles has resulted in a lower recharge	-1,010				
Reduced recharges from support services departments due to savings achieved in their budgets			-16,100		
Car Leasing Payments- delay in start of a new lease. Will now commence in 2015/16	-4,360				
Income from Children's Trust – grant received was less than anticipated due to a review of funding by LCC		15,000			

	Variance in Expenditure £	Variance in Income £	Variance in Support Services £	Variance in Capital Costs £	Total Variance £
Decrease in income from recharges to other services - reflecting reductions in expenditure on this service, as outlined above		19,340			
Total Community Services Department					-6,720
<u>CULVT: Culverts & Watercourses</u>					
Purchase of new grids has resulted in an increase in expenditure	1,150				
Total Culverts & Watercourses					1,150
<u>BUSSH: Bus Shelters</u>					
Repairs and Maintenance – reduced repair/maintenance requirements across the bus shelters for which this authority is responsible	-1,970				
Total Bus Shelters					-1,970
<u>SIGNS: Street Nameplates and Signs</u>					
Reduced support service recharge from Community Services due to lower than estimated expenditure in that service area			-2,110		
Total Street Nameplates and Signs					-2,110
<u>SEATS: Roadside Seats</u>					
Repairs and Maintenance – more resilient low maintenance benches are being purchased reducing ongoing maintenance requirements	-1,560				
Commemorative Benches – income received from the sale of memorial benches. No budget provision made for this income		-1,480			
Total Roadside Seats					-3,040
<u>RIGHT: Public Rights of Way</u>					
Footpath Diversion Orders – Vatable – refund issued for a diversion order received in 2013/14. Payment should have been to Lancashire County Council		1,670			

	Variance in Expenditure £	Variance in Income £	Variance in Support Services £	Variance in Capital Costs £	Total Variance £
Total Public Rights of Way					1,670
<u>VARIOUS: Public Conveniences</u>					
Repairs and Maintenance of Buildings – overspend mainly on repairs at Castle Field, Chatburn and Slaidburn Toilets. Offset in part by reduced staff costs, due to a conscious effort to minimise the use of casual toilet cleaners. Also general underspends at Dunsop Bridge and the Market toilets	4,460				
Metered Water Supplies – leak at Chipping Toilets. Leak now fixed	1,920				
Sale of Buildings – sale of Gisburn Toilets. Monies transferred to capital reserve		-1,000			
Total Public Conveniences					5,380
<u>STCLE: Amenity Cleansing</u>					
Employee Costs – savings due to reduced need to employ temporary staff, and a lower level of overtime worked	-3,520				
Tuition Fees – very low level of training undertaken in comparison to the budget	-1,220				
Depot Recharge – increased expenditure at Salthill Depot has resulted in a higher recharge to this service		1,360			
Hire of Plant – increased use of the sweeper has resulted in an increase in expenditure	1,220				
Total Amenity Cleansing					-2,160
<u>RCOLL: Refuse Collection</u>					
Savings in Drivers and Loaders wages due to periods of sickness	-5,880				
Increased expenditure at Salthill Depot has resulted in a higher recharge to this service	6,480				
Tuition fees: very low level of training undertaken in comparison to the budget	-1,110				

	Variance in Expenditure £	Variance in Income £	Variance in Support Services £	Variance in Capital Costs £	Total Variance £
Publicity – very competitive price for the publication of bin calendars obtained	-4,190				
Light Tools and Equipment – income received from the sale of bins has been offset against expenditure incurred in the purchase of bins	-7,760				
Use of Transport – Fewer maintenance demands has led to an underspend. Also largely due to mechanic staffing vacancy. £5,000 has also been transferred to an earmarked reserve for repairs at Dewhurst Rd, Langho	-45,690				
Protective Clothing – additional expenditure on waterproof jackets and trousers	2,090				
Increased support service costs in particular legal services due to work being carried out on the cost sharing agreement. Offset in part by a reduction in recharge from Organisation and Member Development.			1,090		
Sale of Equipment/Materials – income received from the sale of bins transferred to 'Light Tools and Equipment' to offset expenditure incurred		9,240			
Recycling Credits - higher than anticipated level of green waste recycled due to implementation of larger green bins for the collection of green and food waste		-12,530			
Total Refuse Collection					-58,260
<u>RPBIN: Replacement Waste Bins</u>					
Surplus for the year on the provision of waste bins. This is set aside in an earmarked reserve to fund future replacements of bins		-5,880			
Total Replacement Waste Bins					-5,880
<u>RECYC: Recycling</u>					
Promotional Activities- minimal activities undertaken	-6,070				
Recycling Credits – income for credits from 'bring' sites lower than budgeted due to lower tonnage	1,960				
Total Recycling					-4,110

	Variance in Expenditure £	Variance in Income £	Variance in Support Services £	Variance in Capital Costs £	Total Variance £
<u>PAPER: Waste Paper and Card Collection</u>					
Vacancy in the position of loader has resulted in the underspend shown	-12,710				
Use of agency staff to cover vacancies	7,960				
Transport Costs – Fewer maintenance demands has led to an underspend. Also largely due to mechanic staffing vacancy. £5,000 has also been transferred to an earmarked reserve for repairs at Dewhurst Rd, Langho	-30,260				
Hire of Transport – The condition of the vehicles has mitigated the need to hire transport	-1,000				
Sale of Equipment/Materials – the budget was set based upon a lower rate of income per tonne due to falling market prices at the time		-4,000			
Invoice for recycling credits raised at the rate per tonne due, however budget is calculated on the lower rate per tonne actually paid. This difference is set aside in an earmarked reserve in order to fund any potential write-off		-33,290			
Total Waste Paper and Card Collection					-73,300
<u>TRREF: Trade Refuse</u>					
Purchase of Equipment/Materials – purchase of additional bins for commercial customers for which income has been received (shown below). Also, purchase of bins for the 'bin hire' scheme for which monies are to be transferred from an earmarked reserve	13,940				
Tipping Charges – an increase in the number of commercial customers has resulted in an increase in the disposal tonnage and therefore tipping charges	10,000				
Support Services – a reduction in expenditure across Community Services has led to a lower recharge			-1,250		
Trade Waste Collection (Charitable & Commercial) – an increase in the number of customers has resulted in an increase in income (charitable £8,370, commercial £12,460). However, there is an associated increase in costs (shown above)		-20,830			
Sale of Equipment/Materials – additional income from the sale of bins due to		-3,440			

	Variance in Expenditure £	Variance in Income £	Variance in Support Services £	Variance in Capital Costs £	Total Variance £
an increase in trade customers. Offsets the expenditure incurred in the purchase of these bins (included within Purchase of Equipment/Materials)					
Total Trade Refuse					-1,580
<u>TFRST: Waste Transfer Station</u>					
Temporary Staff – no use of temporary staff during the year	-1,950				
Use of Transport - savings in costs, mainly relating to replacing/repairing tyres	-1,340				
Total Waste Transfer Station					-3,290
<u>CRIMP: Community Safety Partnership</u>					
Promotional Activities – conscious effort to reduce expenditure to match the level of funding received	-9,890				
Funding from Police – funding lower than anticipated		3,500			
Contributions & Donations – additional funding received from Crime & Disorder Partnership (see below)		-5,000			
Total Community Safety Partnership					-11,390
<u>CRIME: Crime and Disorder</u>					
Contributions & Donations – additional contribution made to RV Community Safety Partnership	5,000				
Total Crime and Disorder					5,000
<u>PLATG: Platform Gallery</u>					
Salaries – vacancy in the position of Supervisor plus a period of maternity leave	-3,910				

	Variance in Expenditure £	Variance in Income £	Variance in Support Services £	Variance in Capital Costs £	Total Variance £
Repairs and Maintenance of Buildings – replacement of boiler which is to be funded from reserves	1,270				
Commission – Vatable – slight reduction in commission income. Focus has been on maintaining approximately 25 artists on display at any one time to generate more commission and help stock management		1,120			
Total Platform Gallery					-1,520
<u>MUSEM: Clitheroe Castle Museum</u>					
Repairs and Maintenance of Buildings – additional spending, particularly on replacing the walkway and removing bird waste from the roof space	1,360				
Gas – reduced usage has resulted in less expenditure	-2,650				
Window Cleaning – contract with window cleaner cancelled as cleaning is in future to be carried out in house	-1,050				
Curatorial Services – fees lower than anticipated	-4,550				
Sale of Goods – income lower than estimated		3,520			
Castle Museum Site – lower utilities costs, particularly gas has resulted in a lower recharge to the café		2,490			
Adult Admissions – lower number of admissions has resulted in reduced income		4,790			
Reduced income from room hire/events		1,270			
Total Clitheroe Castle Museum					5,180
<u>MCAFE: Museum Café</u>					
Repairs & Maintenance of Buildings – installation of new extractor fan plus general repairs	1,290				

	Variance in Expenditure £	Variance in Income £	Variance in Support Services £	Variance in Capital Costs £	Total Variance £
Use of Castle Museum Site – reduced expenditure on utilities at the Castle Museum has resulted in a lower recharge to the café	-2,490				
Total Museum Café					-1,200
<u>TURSM: Tourism & Events</u>					
Publicity – overspend in part netted off by an underspend within Central Services of £500 in respect of promoting the Ribble Valley as a 'Wedding Heaven'	1,760				
Visitors Guide Income – A 50:50 profit share arrangement was entered into for the 2015 Guide which has resulted in an increase in income		-1,600			
Clitheroe Food Festival – surplus from previous year's festivals. Monies transferred to earmarked reserve in order to support future food festivals		-6,200			
Total Tourism & Events					-6,040
<u>VARIOUS: Car Parks</u>					
Repairs and Maintenance – reduced charge as less work was needed during the year	-8,940				
Agency Staff – no use of agency staff during the year	-1,040				
Ground Rents – budget allowed for an increased rent, but the future rent level has yet to be agreed	-5,610				
Printing and Stationery – lower expenditure on the purchase of tickets than in previous years	-1,060				
Grounds Maintenance – lower levels of expenditure within this service area has resulted in a lower recharge			-2,690		
CCTV – underspend within this service area has resulted in a lower recharge to the car parks service			-1,040		
Car Park Charges – income slightly lower than budgeted		1,010			

	Variance in Expenditure £	Variance in Income £	Variance in Support Services £	Variance in Capital Costs £	Total Variance £
Car Park Fines – overpayment of £3,040 received in 2013/14 recovered in 2014/15. Fine income also down generally		11,690			
Total Car Parks					-7,680
<u>LITTR: Litter Bins</u>					
Purchase of Equipment/Materials – replacement demands higher than expected	1,630				
Total Litter Bins					1,630
<u>CCTEL: CCTV Equipment</u>					
Purchase of Equipment/Materials - lower need for replacement of cameras and other equipment during the year	-1,530				
Use of Market Office Building – reduced expenditure on utilities at the market has resulted in a decrease in the recharge to this service		-1,620			
Car Parks Administration – Off Street – recharge to car parks slightly lower due to slightly lower expenditure within CCTEL		1,040			
Total CCTV Equipment					-2,110
<u>SDEPO: Salthill Depot</u>					
Subscriptions – expenditure in relation to chainsaw licences	1,260				
Metered Water Supplies – increased usage has resulted in higher costs. Collected water now used to clean the vehicles	1,610				
Purchase of Equipment/Materials – new racking has been purchased	1,480				
Communication Equipment – private circuit bills are now payable which haven't been payable previously. This has greatly improved the ICT links to the site	1,860				
Stores Oncost – a lower value of items went through stores, resulting in the stores oncost recovery to decrease		5,140			

	Variance in Expenditure £	Variance in Income £	Variance in Support Services £	Variance in Capital Costs £	Total Variance £
Recharges to Users – adjustment to reflect the increased expenditure referred to above		-16,140			
Total Salthill Depot					-4,790
<u>LDEPO: Longridge Depot</u>					
Repairs & Maintenance – Buildings – repairs to the doors at the depot have been carried out	2,350				
Grounds Maintenance: Use of Depot – increased expenditure, particularly in respect of repairing the doors has resulted in an increased recharge to Grounds Maintenance, who use this site		-2,140			
Total Longridge Depot					210
<u>VEHCL: Vehicle Workshop</u>					
Wages – vacancy in the position of HGV & Vehicle Technician has resulted in an underspend	-5,160				
Advertising – increased recruitment advertising costs in relation to the above vacancy	2,130				
Oncost 100% - lower levels of expenditure across the service area has resulted in lower oncosts to be recovered		5,710			
Total Vehicle Workshop					2,680
<u>RCVEH: Refuse Collection Vehicles</u>					
Vehicle Repairs and Maintenance – considerable saving, reflecting previous levels of servicing and maintenance, and updating of the vehicle fleet	-44,690				
Diesel – general fall in diesel prices plus the purchase of more fuel efficient vehicles has led to a fall in diesel costs	-16,310				
Accident Damage Repairs not Recoverable – various accident repairs of small amounts across several vehicles	1,180				
Tyres - fewer replacements needed	-6,110				

	Variance in Expenditure £	Variance in Income £	Variance in Support Services £	Variance in Capital Costs £	Total Variance £
Sale of Equipment/Materials – sale of refuse vehicle. Monies transferred to the capital earmarked reserve		-4,500			
Recharge to Refuse Collection Service - decrease to reflect reduced costs outlined above		78,980			
Total Refuse Collection Vehicles					8,550
<u>GMVEH: Grounds Maintenance Vehicles</u>					
Vehicle Repairs and Maintenance – saving reflects previous levels of servicing and maintenance and updating of the vehicle fleet	-6,710				
Diesel – general fall in diesel prices has led to a fall in diesel costs	-1,330				
Tyres – fewer replacements needed	-1,510				
Recharge to Users - reduction to reflect savings		10,240			
Total Grounds Maintenance Vehicles					690
<u>EVEHA: Works Vehicles</u>					
Vehicle repairs and maintenance – saving reflects previous levels of servicing and maintenance	-2,550				
Diesel – lower prices have resulted in a fall in costs	-2,030				
Recharge to Users - reduction to reflect savings		4,360			
Total Works Vehicles					-220
<u>WKSAD: Works Administration</u>					
Wages – staff vacancy has resulted in an underspend	-4,810				
Use of Transport - Vehicle Repairs and Maintenance – saving reflecting previous levels of servicing and maintenance, and updating of the vehicle fleet	-2,960				

	Variance in Expenditure £	Variance in Income £	Variance in Support Services £	Variance in Capital Costs £	Total Variance £
Depot Recharge – increased expenditure at Salthill Depot has resulted in a higher recharge	2,120				
Recharge to Capital Schemes – reduction in activity in the last 5 months of the year, due to the nature of the schemes in the capital programme		1,780			
Decreased recharge for works due to lower levels of expenditure		4,300			
Total Works Administration					430
<u>EXREF: Exercise Referral</u>					
Rent of Buildings – a partnership arrangement has been entered into where we provide the instructor and the partner provides room hire, resulting in a lower level of expenditure	-1,120				
Total Exercise Referral					-1,120
<u>SPODV: Sports Development</u>					
Purchase of Equipment/Materials – lower expenditure incurred than anticipated	-1,230				
Promotional Activities – expenditure on the promotion of schemes lower than expected. Expenditure on the Summer Activities Programme has been funded by Children's Trust Grant received. A contribution has been made to earmarked reserves for the 'Cyclefest' 2015	-1,130				
Grants to Other Bodies – annual reimbursement to 'The Grand' for the annual insurance premium at the Skatepark was lower than in previous years	-4,160				
Total Sports Development					-6,520
<u>PKADM: Grounds Maintenance</u>					
Fertilisers and Insecticides/Trees, Seeds, Shrubs etc – general underspends within these areas	-3,000				
Depot Recharge – increased net expenditure at Salthill & Longridge Depots passed on to services	7,260				

	Variance in Expenditure £	Variance in Income £	Variance in Support Services £	Variance in Capital Costs £	Total Variance £
Use of Transport – lower vehicle repairs & maintenance costs have resulted in a lower recharge	-10,240				
Sale of Equipment/Materials – sale of vehicle. Monies transferred to the capital earmarked reserve		-1,880			
Reduced recharge to other services, following savings in expenditure		12,060			
Total Grounds Maintenance					4,200
<u>RVPRK: Ribble Valley Parks</u>					
Repairs and Maintenance of Buildings – expenditure at the Bowling Green Café plus time spent by Works Administration at the Castle Grounds and at Mardale	10,650				
Repairs and Maintenance – Paths and Grounds – budget was for the introduction of dog control order signs for which monies had been set aside in an earmarked reserve. Expenditure has instead gone through Health & Housing Committee	-1,300				
Non-recurring Maintenance Items – expenditure at Whalley Moor Community Woodland. Funded from S106 Monies	-5,290				
Recharge from Grounds Maintenance – reduced charge following savings on grounds maintenance referred to above			-34,320		
Use of Commuted Sums – transfer of funds relating to expenditure incurred at Whalley Moor Community Woodland (as mentioned above) – S106 Monies		5,290			
Land Rents – lower usage by Clitheroe Rugby Club than in previous years has resulted in a decrease in income		1,650			
Total Ribble Valley Parks					-23,320
<u>RPOOL: Ribblesdale Pool</u>					
Reduced employee costs due to staff vacancies offset in part by increased use of temporary staff	-3,160				
Repairs and Maintenance – Buildings – reduced maintenance requirements	-2,290				

	Variance in Expenditure £	Variance in Income £	Variance in Support Services £	Variance in Capital Costs £	Total Variance £
Gas – lower usage plus a lower price has resulted in reduced expenditure	-6,070				
Metered Water Supplies – lower usage has resulted in less expenditure	-3,230				
Promotional Activities – no activities undertaken for which expenditure was incurred. Monies to be transferred to an earmarked reserve for purchase of 'SwimTag' in 2015/16 (£2,400)	-1,300				
Snacks Vending – an order was not placed prior to year-end resulting in fewer purchases during the year	-1,760				
Repairs to Equipment – repairs to the main pump have resulted in increased expenditure	1,010				
Purchase of Equipment/Materials – purchases lower than budgeted. Monies also to be brought in from earmarked reserve to fund the purchase of pool covers (£3,630) and added to reserve for the 'SwimTag' scheme	-2,910				
Reduced recharges from support service departments following savings achieved in their budgets, in particular Organisation & Member Development			-2,090		
Sale of Goods – reduced income from items purchased for resale offset partly by increased income from snacks vending machine sales		2,510			
Courses - Higher take up of courses than in previous years		-10,230			
School Swimming Lessons – increased take up from the previous year continued in to this year		-4,520			
Adult & Junior Admissions – more pool lanes have been assigned to clubs which has reduced the potential income from general admissions. Additionally there is a nationwide trend of a fall in general admissions		7,900			
Hire of Baths – Clubs – more pool lanes have been assigned to club use which is reflected through increased income		-2,660			
Contracts – increased income from Roefield for member swims		-1,570			
Aqua Fitness – higher attendance than anticipated		-1,470			
Total Ribblesdale Pool					-31,840

	Variance in Expenditure £	Variance in Income £	Variance in Support Services £	Variance in Capital Costs £	Total Variance £
<u>EALLW: Edisford All Weather Pitch</u>					
Tennis – reduced income from John Schofield Tennis Centre for the hire of the pitches		1,110			
Hire of Pitches - higher than anticipated usage during the last 5 months of the year		-2,780			
Total Edisford All Weather Pitch					-1,670
<u>RECUL: Recreation and Culture Grants</u>					
Grants totalling £1,100 no longer being claimed. Monies are brought in from an earmarked reserve to fund this expenditure. The money brought in at the end of this financial year was therefore less than originally budgeted to reflect the grants no longer being claimed	-1,100				
Total Recreation and Culture Grants					-1,100
<u>STANV: Services to Neighbourhood</u>					
Hire of Transport – Expenditure incurred in providing the service. In previous years Performance Reward Grant monies have been used to offset expenditure incurred	9,910				
Total Services to Neighbourhood					9,910
	-231,060	73,310	-58,510	0	-216,260
				Total of other Variances	-21,646
Total Variances for Community Services Committee (Net Cost of Services)					-237,906

RIBBLE VALLEY BOROUGH COUNCIL REPORT TO COMMUNITY SERVICES COMMITTEE

Agenda Item No 9

meeting date: 1 SEPTEMBER 2015
 title: REVENUE MONITORING 2015/16
 submitted by: DIRECTOR OF RESOURCES
 principal author: AMY JOHNSON

1 PURPOSE

1.1 To let you know the position for the period April to July 2015 of this year's revenue budget as far as this committee is concerned.

1.2 Relevance to the Council's ambitions and priorities:

- Community Objectives – none identified
- Corporate Priorities - to continue to be a well managed Council providing efficient services based on identified customer need. To meet the objective within this priority, of maintaining critical financial management controls, ensuring the authority provides council tax payers with value for money.
- Other Considerations – none identified.

2 FINANCIAL INFORMATION

2.1 Shown below, by cost centre, is a comparison between actual expenditure and the original estimate for the period to the end of July. You will see an overall underspend of £233,694 on the net cost of services. Please note that underspends are denoted by figures with a minus symbol.

Cost Centre	Cost Centre Name	Net Budget for the Full Year	Net Budget to the end of period	Actual including Commitments to the end of the period	Variance	
COMMD	Community Services Department	0	453,772	433,595	-20,177	
HWAGY	Highways Agency	15,620	360	0	-360	
HWREP	Highway Repairs	3,240	178	5,000	4,822	
NHWAG	Non-Agency Highways Work	10,710	0	0	0	
CULVT	Culverts & Water Courses	14,650	1,154	955	-199	
DRAIN	Private Drains	1,570	-72	-123	-51	
RIVBK	Riverbank Protection	3,240	412	0	-412	
BUSSE	Bus Shelters	17,300	5,095	1,979	-3,116	
SEATS	Roadside Seats	6,740	816	139	-677	
SIGNS	Street Nameplates & Signs	49,960	1,104	2,080	976	
STCLE	Street Cleansing	333,190	159,318	159,361	43	
VARIOUS	Public Conveniences	193,750	68,092	54,730	-13,362	

Cost Centre	Cost Centre Name	Net Budget for the Full Year	Net Budget to the end of period	Actual including Commitments to the end of the period	Variance	
LITTR	Litter Bins	21,750	1,610	3,161	1,551	
PAPER	Waste Paper and Card Collection	132,950	6,085	-541	-6,626	
RCOLL	Refuse Collection	1,103,820	165,668	171,116	5,448	
RECYC	Recycling & Waste Awareness	72,290	-789	-271	518	
RPBIN	Chargeable Replacement Waste Bins	0	0	-6,424	-6,424	
TFRST	Waste Transfer Station	72,390	34,512	34,428	-84	
TRREF	Trade Refuse	-6,890	-160,705	-247,117	-86,412	
CRIME	Crime and Disorder	61,910	5,870	5,500	-370	
CRIMP	RV Community Safety Partnership	17,720	10,796	325	-10,471	
LNGCH	Longridge Civic Hall	17,010	0	0	0	
ARTDV	Art Development	31,860	4,318	5,911	1,593	
PLATG	Platform Gallery and Visitor Information	124,820	36,470	39,505	3,035	
MCAFE	Museum Cafe	6,190.	-1,986	-1,502	484	
MUSEM	Castle Museum	208,180	16,388	12,770	-3,618	
TURSM	Tourism and Events	94,180	11,028	11,002	-26	
VARIOUS	Car Parks	-89,710	-11,472	-27,780	-16,308	
CCTEL	Closed Circuit Television	122,290	67,131	61,479	-5,652	
LDEPO	Longridge Depot	0	6,801	1,247	-5,554	
SDEPO	Salthill Depot	0	19,339	25,635	6,296	
VARIOUS	Refuse Collection Vehicles	0	149,941	135,559	-14,382	
VARIOUS	Grounds Maintenance Vehicles	0	31,639	19,966	-11,673	
VARIOUS	Works Admin Vehicles	0	13,827	9,413	-4,414	
VARIOUS	Plant	0	3,099	4,486	1,387	
TWOWR	Two Way Radio	0	1,256	-2,208	-3,464	
VEHCL	Vehicle Workshop	0	-5,924	-4,890	1,034	
WKSAD	Works Administration	0	-28,680	-44,358	-15,678	
CARVN	Caravan Site	-7,880	0	-1,243	-1,243	
EDPIC	Edisford Picnic Area	-8,110	-10,818	-11,045	-227	
PKADM	Grounds Maintenance	0	-73,704	-56,359	17,345	
ROEBN	Roefield Barn	330	-13	-13	0	

Cost Centre	Cost Centre Name	Net Budget for the Full Year	Net Budget to the end of period	Actual including Commitments to the end of the period	Variance	
RVPRK	Ribble Valley Parks	462,880	134,210	112,798	-21,412	
RPOOL	Ribblesdale Pool	256,540	24,313	15,541	-8,772	
EALLW	Edisford All Weather Pitch	-9,020	-2,243	-1,370	873	
CYCLS	Cycling	550	0	0	0	
EXREF	Exercise Referral Scheme	42,540	37,833	41,747	3,914	
SPODV	Sports Development	84,080	2,836	5,429	2,593	
WBHEQ	Wellbeing & Health Equality	0	0	-1,562	-1,562	
GRSRC	Grants & Subscriptions - Community	2,550	0	360	360	
CULTG	Culture Grants	5,940	4,140	700	-3,440	
RECU	Recreation Grants	37,560	7,640	-8,595	-16,235	
SPOGR	Sports Grants	7,000	3,600	1,800	-1,800	
XMASL	Xmas Lights & RV in Bloom	3,280	664	-50	-714	

	Sum:	3,518,970	1,203,960	962,266	-232,643	
Transfers to/from Earmarked Reserves						
	Crime Reduction Partnership Reserve	-17,720	0	0	0	
	Capital Reserve	0	0	8,000	8,000	
	Total after Transfers to/from Earmarked Reserves	3,501,250	1,203,960	970,266	-233,694	

2.2 The variations between budget and actuals have been split into groups of red, amber and green variance. The red variances highlight specific areas of high concern, for which budget holders are required to have an action plan. Amber variances are potential areas of high concern and green variances are areas, which currently do not present any significant concern.

Key to Variance shading	
Variance of more than £5,000 (Red)	R
Variance between £2,000 and £4,999 (Amber)	A
Variance less than £2,000 (Green)	G

2.3 We have then extracted the main variations for the items included in the red shaded cost centres and shown them with the budget holder's comments and agreed action plans, in Annex 1.

- 2.4 The main variations for items included in the amber shaded cost centres are shown with budget holders' comments at Annex 2.
- 2.5 In summary the main areas of variance which are unlikely to rectify themselves by the end of the financial year are summarised below:

Description	Variance to end July 2015 £
Community Services Department (COMMD) – Staff vacancies have led to an underspend on salaries.	-15,879
Grounds Maintenance Vehicles (GMVEH) – Sale of obsolete grounds maintenance vehicles/equipment. This will be added to the capital earmarked reserve.	-8,000
Ribblesdale Pool (RPOOL) – Staff vacancy in the position of Duty Officer has resulted in an underspend.	-5,800
Waste Paper & Card Collection (PAPER) – Staff vacancies in the positions of loader and driver have resulted in an underspend.	-10,611
Longridge Depot (LDEPO) – Refund of previous years overpayment relating to surface water and drainage charges.	-3,609

3 CONCLUSION

- 3.1 The comparison between actual and budgeted expenditure shows an underspend of £233,700 for the first four months of the financial year 2015/16.

SENIOR ACCOUNTANT

DIRECTOR OF RESOURCES

CM10-15/AJ/AC
24 August 2015

BACKGROUND PAPERS: None

For further information please ask for Amy Johnson

Community Committee Budget Monitoring – Red Variances

Ledger Code	Ledger Code Name	Budget for the Full Year	Budget to the end of the period	Actual including Commitments to the end of the period	Variance	Reason for Variance	Action Plan as agreed between the Budget Holder and Accountant
TRREF/8411z	Trade Refuse/Trade Waste Collection (Commercial)	-128,890	-128,890	-181,108	-52,218	Additional customers have signed up to commercial waste collections due to an alternative provider going into liquidation. There is the potential that some contracts may be cancelled as the year progresses and monies refunded. However, income is anticipated to be in excess of budget.	The budget will continue to be monitored. Contracts are paid for annually and it is anticipated that some contracts may be cancelled and monies refunded. The budget will be reviewed at revised estimate to reflect anticipated annual income.
TRREF/8595z	Trade Refuse/Trade Waste Collection (Charitable)	-18,670	-18,670	-53,838	-35,168	Additional customers have signed up to charitable waste collection. It is anticipated that some contracts may be cancelled as the year progresses and monies refunded. However, income is anticipated to be in excess of budget.	The budget will continue to be monitored. Contracts are paid for annually and it is anticipated that some contracts may be cancelled and monies refunded. The budget will be reviewed at revised estimate to reflect anticipated annual income.
RVPRK/5056	Ribble Valley Parks/Grounds Maintenance	362,220	130,398	97,548	-32,850	Grounds Maintenance time spent on Ribble Valley Parks less than estimated to end July (actual to end July 2014 was £128k).	A review of the budget based on time allocations will be carried out at Revised Estimate time.
CHUCP/2447	Church Walk/Railway View/Ground Rents	12,000	12,000	-5,750	-17,750	Actual includes to an estimated creditor for back dated ground rents due, back to 2007.	Variance will be mitigated once invoice for back dated ground rents has been received.

Community Committee Budget Monitoring – Red Variances

Ledger Code	Ledger Code Name	Budget for the Full Year	Budget to the end of the period	Actual including Commitments to the end of the period	Variance	Reason for Variance	Action Plan as agreed between the Budget Holder and Accountant
COMMD/0100	Community Services Department/Salaries	923,010	312,344	296,465	-15,879	Vacancies in the following positions have resulted in an underspend: Senior Planner x 2, Principal Engineer, Surveying Assistant and Authority Address Custodian. These savings have been offset in part by expenditure relating to maternity cover and extensions of temporary contracts which were not anticipated when the budget was calculated.	A review of the salary budget will be carried out at revised estimate to reflect the vacancies
RECUL/4678	Recreation Grants/Grants to Voluntary Organisations	18,860	3,900	-10,370	-14,270	Actual includes estimated creditors for 3 x grants approved in 2014/15 of which 2 have yet to be paid, offset in part by 2015/16 grants paid to date.	The variance will be mitigated once payments for grants are claimed.
PCADM/2402	Public Conveniences Administration/Repair & Maintenance - Buildings	75,260	28,778	17,553	-11,225	General repair demands lower than anticipated to date. Also the budget allows for the use of casual toilet cleaners. However, a decision has been made to limit the use of casual toilet cleaners which has also contributed to the underspend.	A review of whether limiting the use of casual toilet cleaners has been successful will be carried out prior to revised estimate and if necessary the budget amended going forward, to reflect the changes
CRIMP/3277	RV Community Safety Partnership/Promotional Activities	23,100	10,796	325	-10,471	Awaiting invoices for payments in respect of the Community Alcohol Network (PCC) and Domestic Violence Contribution (LCC).	The variance will be mitigated once the invoices have been received.

Community Committee Budget Monitoring – Red Variances

Ledger Code	Ledger Code Name	Budget for the Full Year	Budget to the end of the period	Actual including Commitments to the end of the period	Variance	Reason for Variance	Action Plan as agreed between the Budget Holder and Accountant
WKSAD/8900z	Works Administration/Oncost 100%	-213,030	-71,064	-81,043	-9,979	Actual productive hours through which revenue oncost is recharged has increased on last year and resulted in over-recovery. This is due to a reduction in hours spent on capital schemes.	Any over recovery will be rectified in charge out rates.
GMVEH/8297n	Grounds Maintenance Vehicles/Sale of Equipment/Materials	0	0	-8,000	-8,000	Sale of used grounds maintenance vehicles/equipment which have been replaced through the capital programme.	Monies to be transferred to the capital earmarked reserve at year end.
RPBIN/8297n	Chargeable Replacement Waste Bins/Sale of Equipment/Materials	0	0	-7,757	-7,757	Income received from the sale of bins.	Income received will be used to offset any expenditure incurred in the purchase of the bins and any surplus transferred to an earmarked reserve at year end. If expenditure exceeds income then monies will be transferred from the earmarked reserve at year end.
PAPER/2909	Waste Paper and Card Collection/Cost Sharing Penalty Charge - Paper	98,900	24,725	17,072	-7,653	The budget has been prepared based upon tonnage collected in 2013/14. Actual tonnage collected to date is lower.	The cost sharing agreement is still being finalised and a review of payments due will be carried out prior to revised estimate.
RCVEH/2602	Refuse Collection Vehicles/Vehicle Repairs & Maintenance	78,540	26,200	19,761	-6,439	Expenditure on general repair purchases lower than anticipated.	A virement is in the process of being authorised to RJJKA/2602 to mitigate the overspend on that cost centre.

Community Committee Budget Monitoring – Red Variances

Ledger Code	Ledger Code Name	Budget for the Full Year	Budget to the end of the period	Actual including Commitments to the end of the period	Variance	Reason for Variance	Action Plan as agreed between the Budget Holder and Accountant
RPOOL/0100	Ribblesdale Pool/Salaries	63,960	21,338	15,538	-5,800	Staff vacancy in the position of Duty Officer has resulted in an underspend.	The vacancy has now been filled. A review of the budget will be carried out at revised estimate time.
LDEPO/2458	Longridge Depot/Sewerage & Environmental Supplies	2,160	2,160	-3,377	-5,537	A refund has been received with regard to previous year's overpayments of Surface Water and Highways Drainage charges.	The refund will offset the current year's charges.
PAPER/0160	Waste Paper and Card Collection/Drivers Wages	55,170	18,404	12,930	-5,474	Budget allows for provision of 3 drivers whereas only 2 are employed	A review of service requirements will be carried out and the budget adjusted accordingly at revised estimate.
PAPER/0150	Waste Paper and Card Collection/Loaders Wages	32,760	10,928	5,791	-5,137	Vacancy in the position of Loader has resulted in an underspend.	The vacancy has now been filled.
RJJK/2602	VU59 JJK Dennis Eagle/Vehicle Repairs & Maintenance	4,730	1,578	8,268	6,690	Repairs to the hopper have been carried out and the floor resurfaced due to the abrasive nature of the recycle.	A virement is in the process of being authorised from RCVEH/2602 to mitigate the overspend.
PAPER/8297n	Waste Paper and Card Collection/Sale of Equipment/Materials	-105,570	-35,218	-16,976	18,242	The current market price per tonne is lower than the amount being received at the time when the budget was set.	A review of current market prices will be carried out at revised estimate and the budget adjusted accordingly.

Community Committee Budget Monitoring – Red Variances

Ledger Code	Ledger Code Name	Budget for the Full Year	Budget to the end of the period	Actual including Commitments to the end of the period	Variance	Reason for Variance	Action Plan as agreed between the Budget Holder and Accountant
PKADM/8903z	Grounds Maintenance/Oncost	-443,640	-158,822	-138,292	20,530	Recharges were calculated slightly higher than necessary at the time the budget was set.	The recharges will be recalculated at Revised Estimate time and the budget amended accordingly.

Community Committee Budget Monitoring – Amber Variances

Ledger Code	Ledger Code Name	Budget for the Full Year	Budget to the end of the period	Actual including Commitments to the end of the period	Variance	Reason for Variance
RPOOL/8532I	Ribblesdale Pool/Hire of Baths - Clubs	-36,770	-36,770	-40,675	-3,905	Increased usage, specifically by Clitheroe Triathlon Club. Additionally more pool lanes have been assigned to clubs, allowing for more availability to hire and therefore increased income.
MUSEM/2501	Castle Museum/Premises Insurance	5,500	5,500	1,784	-3,716	Insurance costs lower than estimated. Costs are based upon previous claims history etc.
RPOOL/8605z	Ribblesdale Pool/Other Income	0	0	-3,570	-3,570	Local Sustainable Transport Fund grant received from LCC for the purchase of cycle racks. An order has been placed for the racks.
CULTG/4676	Culture Grants/Grants to Individuals	4,140	4,140	700	-3,440	Only grants totalling £700 have been awarded to date
PAPER/0350	Waste Paper and Card Collection/Agency Staff	10,200	3,400	0	-3,400	No requirements for the use of agency staff to date.
PKADM/1040	Grounds Maintenance/Employee Insurances	6,240	6,240	2,934	-3,306	Insurance costs lower than estimated. Costs are based upon previous claims history etc.
COMMD/2643	Community Services Department/Mileage Allowances	21,200	7,072	3,789	-3,283	Mileage claims lower than anticipated. This will be adjusted for at Revised Estimate time.
WKSAD/0110	Works Administration/Wages	99,680	34,072	30,834	-3,238	Staff vacancy in the position of part time toilet cleaner has resulted in the underspend. An assessment of service requirements is currently being carried out as to whether to replace the position.

Community Committee Budget Monitoring – Amber Variances

Ledger Code	Ledger Code Name	Budget for the Full Year	Budget to the end of the period	Actual including Commitments to the end of the period	Variance	Reason for Variance
RPOOL/0180	Ribblesdale Pool/Pool Attendants Wages	42,160	14,064	10,941	-3,123	Staff vacancies in the position of 2 x attendants has resulted in the underspend.
COMMD/0109	Community Services Department/Superannuation Salaries	130,540	43,548	40,614	-2,934	Vacancies in the following positions have resulted in the underspend: Senior Planner x 2, Principal Engineer, Surveying Assistant and Authority Address Custodian. These savings have been offset in part by expenditure relating to maternity cover and extensions of temporary contracts which were not anticipated when the budget was calculated.
RBBFA/2602	VA57 BBF Dennis Refuse Disposal Vehicle/Vehicle Repairs & Maintenance	12,340	4,112	1,430	-2,682	Repairs and maintenance demands to date lower than anticipated.
BUSSH/2881	Bus Shelters/Purchase of Equipment & Materials	5,270	2,635	0	-2,635	No expenditure incurred to date.
RCOLL/1013	Refuse Collection/Tuition Fees	5,020	3,007	345	-2,662	Minimal training undertaken to date.
RPOOL/8543n	Ribblesdale Pool/Contracts	-32,800	-9,918	-12,274	-2,356	Higher take up of contract swims than anticipated.
TWOWR/2447	Two Way Radio/Ground Rents	2,530	0	-2,250	-2,250	The 'actual' figure relates to an estimated creditor for 2014/15 licence fee – awaiting invoice.

Community Committee Budget Monitoring – Amber Variances

Ledger Code	Ledger Code Name	Budget for the Full Year	Budget to the end of the period	Actual including Commitments to the end of the period	Variance	Reason for Variance
RJKA/2612	VU59 JJK Dennis Eagle/Diesel	19,300	6,432	4,190	-2,242	Repair demands have meant that this vehicle has been off the road for a period of time resulting in lower diesel usage.
EVEHA/2651	Works Administration Vehicle Account/Vehicle Insurance	5,220	5,220	3,067	-2,153	Insurance costs lower than estimated. Costs are based upon previous claims history etc.
RTKNA/2612	VU06 TKN Dennis Disposal Vehicle/Diesel	19,750	6,588	4,499	-2,089	Issues are slightly lower than the comparable period in 2014/15 plus lower diesel prices has resulted in the underspend.
COMMD/6002	Community Services Department/Car Leasing Repayments	15,600	5,204	3,176	-2,028	Payment of a lease made early August whereas the budget allows for the payment to be made in July.
SPODV/8039z	Sports Development/Children`s Trust Grant (LCC)	0	0	-2,000	-2,000	Grant received for the Summer Activities Programme.
RPOOL/8572n	Ribblesdale Pool/Junior Admissions	-49,570	-15,995	-13,861	2,134	Income relating to July paid in in early August. This variance should rectify itself.
GMVEH/2602	Grounds Maintenance Vehicles/Vehicle Repairs & Maintenance	10,490	1,588	3,771	2,183	Higher rate of mechanics time allocations than anticipated due to repair demands.
RVPRK/2409	Ribble Valley Parks/Non Recurring Maintenance Items	0	0	2,450	2,450	Expenditure in relation to Whalley Moor Community Woodland. Section 106 monies have been received to fund this expenditure.
CPADM/8603z	Car Park Administration - Off Street/Car Park Fines	-26,080	-6,525	-4,054	2,471	Reduction in the number of fines issued due to increased conformity has resulted in reduced income.

Community Committee Budget Monitoring – Amber Variances

Ledger Code	Ledger Code Name	Budget for the Full Year	Budget to the end of the period	Actual including Commitments to the end of the period	Variance	Reason for Variance
CPADM/2881	Car Park Administration - Off Street/Purchase of Equipment & Materials	1,080	374	2,858	2,484	Replacement of handheld devices.
COMMD/2998	Community Services Department/Software Maintenance	600	0	2,578	2,578	Annual maintenance costs for the GGP system.
RCOLL/0150	Refuse Collection/Loaders Wages	294,890	98,372	100,950	2,578	Overlapping period between the retirement of a loader and his replacement has resulted in an overspend.
RPOOL/8279n	Ribblesdale Pool/Items Purchased for Resale	-19,600	-7,645	-4,953	2,692	Sales lower than anticipated.
RCVEH/2651	Refuse Collection Vehicles/Vehicle Insurance	14,580	14,580	17,282	2,702	Insurance costs higher than estimated. Costs are based upon previous claims history etc.
MUSEM/2402	Castle Museum/Repair & Maintenance - Buildings	12,350	4,877	7,692	2,815	Erection of scaffolding at the museum to repair cast iron guttering.
RPOOL/0101	Ribblesdale Pool/Salaries Overtime	6,780	2,260	5,120	2,860	Staff vacancy in the position of Duty Officer has resulted in additional overtime expenditure being incurred. The vacancy has now been filled.
RPOOL/8571n	Ribblesdale Pool/Adult Admissions	-70,610	-24,387	-21,475	2,912	Income relating to July paid in in early August.
RVPRK/2414	Ribble Valley Parks/Emergency Tree Work	5,760	1,936	5,290	3,354	Emergency tree works carried out at Edisford.

Community Committee Budget Monitoring – Amber Variances

Ledger Code	Ledger Code Name	Budget for the Full Year	Budget to the end of the period	Actual including Commitments to the end of the period	Variance	Reason for Variance
SDEPO/8907z	Salthill Depot/Stores Oncost	-55,290	-18,444	-14,888	3,556	Fewer issues have resulted on a lower rate of oncosts recovered.
EXREF/2809	Exercise Referral Scheme/Non Recurring Purchases of Equipment etc	0	0	3,897	3,897	Expenditure in relation to the Good Neighbours Project. To be funded by Active East grant monies held in an earmarked reserve.
RPOOL/2881	Ribblesdale Pool/Purchase of Equipment & Materials	4,480	2,521	6,803	4,282	Purchase of 'Swimtag' equipment. Monies held in an earmarked reserve to fund this expenditure
VEHCL/8900z	Vehicle Workshop/Oncost 100%	-77,990	-26,016	-21,639	4,377	Staff vacancy in the position of HGV & Vehicle Technician has resulted in a lower rate of oncost recovery to date. The vacancy has now been filled.
RCOLL/1040	Refuse Collection/Employee Insurances	9,270	9,270	13,716	4,446	Insurance costs higher than estimated. Costs are based upon previous claims history etc.
RVPRK/2402	Ribble Valley Parks/Repair & Maintenance - Buildings	21,070	6,908	11,639	4,731	Repairs to fences at John Smiths Playing Fields and repairs to the wall at the Castle Grounds have been carried out along with further expenditure incurred at the Bowling Green Cafe. The budget will continue to be monitored and a virement carried out if necessary.
HWREP/2402	Highway Repairs/Repair & Maintenance - Buildings	530	178	5,000	4,822	Repairs to Dewhurst Road, Langho have been carried out. Monies are held in an earmarked reserve to fund this expenditure.

Community Committee Budget Monitoring – Amber Variances

Ledger Code	Ledger Code Name	Budget for the Full Year	Budget to the end of the period	Actual including Commitments to the end of the period	Variance	Reason for Variance
COMMD/8039z	Community Services Department/Children`s Trust Grant (LCC)	-10,000	-5,000	0	5,000	Due to a reassessment of funding by LCC this grant is no longer going to be received by this council
EXREF/2809	Exercise Referral/Non recurring Purchases	0	0	3,897	3,897	Expenditure incurred on the Good Neighbours Project. Monies to be funded by Active East Grant monies received in 2014/15 which has been transferred to reserve.
CCTEL/3074	Closed Circuit Television/Private Contract Payments	83,060	62,294	59,104	3,190	The budget allows for the payment of pension contributions which have yet to be paid.

RIBBLE VALLEY BOROUGH COUNCIL REPORT TO COMMUNITY SERVICES COMMITTEE

Agenda Item No.

meeting date: 1 SEPTEMBER 2015
title: GENERAL REPORT
submitted by: JOHN HEAP, DIRECTOR OF COMMUNITY SERVICES
principal authors: COLIN WINTERBOTTOM,
COMMUNITY LEISURE AND SPORTS DEVELOPMENT MANAGER
TRACY BALKO, HEALTH AND FITNESS DEVELOPMENT OFFICER
KATHERINE RODGERS, ARTS DEVELOPMENT OFFICER

1 PURPOSE

The purpose of this report is to update on progress and activities within Leisure and Sports Development, and Arts Development.

2 LEISURE AND SPORTS DEVELOPMENT

2.1 Ribblesdale Pool Installation of new chemical dosing equipment

A new way of chemically dosing the Main and Teaching pools is now in place. The Hypolyser electrochlorination system provides an on-demand supply of sodium hypochlorite solution generated by the electrolysis of diluted brine solution.

The main benefits that are expected to be realised from the operation of the new equipment are;

- **Safety:** The chlorine solution is below the hazardous threshold, and injection point cleaning descaling tasks are eliminated.
- **Economy:** The cost of using water, salt, and electricity in producing chlorine is considerably cheaper than using commercially produced chemicals, as was used previously.
- **Effectiveness:** The Sodium Hypochlorite solution does not require chemicals or additives to retain its chlorine content, and does not degrade like commercial strength sodium hypochlorite.
- **Environmental protection:** The level of accidental spillage is reduced owing to reduced handling and operator involvement.

This system has replaced dosing equipment that has been extremely problematic and expensive to maintain over recent years.

2.2 Installation of a new 3G Surface

The area which contains 3 Tennis Courts is to be replaced with a 3G Artificial surface for the playing of Football specifically. Work is set to commence on the 28th September and will take 3 weeks to complete. Existing users of this facility have been notified and there are alternative smaller artificial surface areas available to accommodate displacement if users wish to switch to the other pitches.

2.3 Summer Holiday Children's Activity

The Summer Activity Scheme 2015 is currently taking place and, besides the booklet being crammed full of sporting, cultural, and education activity for children and young people across the borough, the scheme is also allowing those on the lowest of incomes to have a little bit of fun, excitement, and engagement. New for 2015 is the Partner Referral Programme, designed to allow those of greatest need, access to Summer Activities. The scheme so far has had 25 children accessing sporting play schemes, educational visits, qualification training, and children's clubs – totalling more than £1600 to date with more funding available. Agencies working with these young people are the ones that 'refer' them onto the scheme, examples being children's centres and food banks. The scheme has been created, organised, and administered by Ribble Valley Borough Council, but funded by Lancashire County Council Children's Trust.

2.4 Playing Pitches Strategy

The auditing of playing pitches across the Borough (Football, Rugby, and Cricket), has now been completed, and Sports Club Survey Forms are currently being circulated to collect information on the number of teams, demand for playing pitches, and further information on club facilities. This will be analysed and utilised to:

- Assess the type, quality, and usage of Playing Pitch provision across the study area;
- Identify which pitches require improvement, and where release for other uses may be appropriate;
- Provide evidence-based information for the Local Plan Development Plan Documents.

3 HEALTHY LIFESTYLE SERVICES

This Council has been managing Healthy Lifestyle services for over fifteen years. Currently, there are health improvement programmes commissioned by Public Health Lancashire (Lancashire County Council LCC), and specialist programmes for cardiac rehabilitation, and falls prevention, commissioned by East Lancashire Clinical Commissioning group

The lifestyle programmes are very successful. Last year, 502 people accessed the 12-week programmes, and 322 completed 12 weeks and reported health improvements (64%, which is above the threshold of 50% set by LCC).

There were 96 new walkers to the Stepping Out walks programme, which has between 400-500 attendances a month.

Current total value for the contracts is £90,364. The contract is until April 2016. The current situation is that all contracts with LCC across Lancashire have been served notice, and there will be a re-procurement process beginning in September. To date, full details of the scope are not known, but it is known that there will be five contracts, mirroring the five CCG areas. The Healthy Lifestyles section is currently working with partners in the East Lancashire CCG area to put together a collaborative bid for the East Lancashire contract.

4 PLATFORM GALLERY & VISITOR INFORMATION CENTRE ROUNDUP OF ACTIVITY - AUGUST 2015

4.1 Exhibitions 2015

- **Spring**
Creativity within the Beauty

The arts and crafts within and around The Forest of Bowland are as unique, diverse and beautiful as the wildlife, landscape, habitats and eco-systems, for which the Area of Outstanding Natural Beauty (AONB) represents and cares. 2014 saw the 50th Anniversary of The Forest of Bowland being designated an Area of Outstanding Natural Beauty, providing us with the inspiration for this unique opportunity to showcase the artistic talent found within, and inspired by, this stunning landscape.

At the Platform Gallery, from 24th Jan to 11th April 2015, and the Artroom Gallery, Garstang, from 29th Jan to 12th May 2015.

Visitors Comments

"Congratulations to all creatives! Worth coming back to 'stand and stare' again and invest in a true piece of art, good luck all" Clitheroe

"Diverse Talents in Bowland" Lancaster

"Lovely exhibition, nice to see some pictures and creative work inspired by the Lancashire Landscape and its heritage" Chorley

"This gallery gets better, better!" Clitheroe

- **Summer**
Craft Open 2015

Platform Gallery's Craft Open from April 25 to July 4, features the work of the finest craftspeople from Lancashire, Yorkshire, Greater Manchester, and Merseyside.

The exhibition includes woven, stitched, felted and constructed textiles, ceramics, jewellery, metalwork, woodwork, furniture, glass, calligraphy, and mixed media, as well as pieces that are two or three-dimensional.

Visitors to the exhibition voted for Juliet Tomkins – Colne to win the People's Choice Prize. The Selectors' Prize for Innovation was awarded to Diana Barret from York, and the winner of the Ribble Valley prize was Norman Kelly from Grindleton.

Visitor Comments

"Nice to see real artists still exist"

"Lovely work really inspiring"

"Well worth the visit, excellent artworks and a lovely space, thank you"
Blackpool

"Wonderful" USA

- **Autumn**
Black Sheep; the darker side of felt

Felt is the most ancient constructed textile in the world and, in its long and fascinating history, it has been used for everything from military armour to housing, from cosy winter garments to conceptual art. This exhibition is an exploration of the edgier side of this extraordinary and versatile material, looking at artists who create sometimes disturbing and bizarre oddities, and technically brilliant objects. A touring exhibition from the National Centre for Craft and Design.

Visitor Comments

“Everything here is amazing especially from Marjolein Darlinga” Malaysia

“So different the children loved it” Billington

“Having done some felting my arms ache in sympathy and my mind is inspired” Burnley

“Glad we decided to call in. Some stunning, some amusing works”

- **Winter**
Northern Star 2015

A dazzling array of British craft talent in our annual winter exhibition.
From 17 October – 9 January.

4.2 **Education Gallery**

February: 21 Priscilla Jones Sculpture Workshop, 28 Chrissy Webster Glass Workshop

March: 14 Samantha Taylor Jewellery Workshop, 21 Lesley Woods Chocolate Talk/Demonstration

June: 8 to 25 St Mary’s College Blackburn A level exhibition, 28 Chrissy Webster - Garden Mosaic Plaque Workshop,

August: until 21 Norman Kelly Calligraphy Exhibition, 8 Maison The Pop Up Cafe, 9 Norman Kelly free workshop, 15 Lesley King felt making workshop, 16 Norman Kelly bookmaking workshop, 19 Priscilla Jones Workshop, 26 – 10 September Clare Drew Photography Exhibition, 29 Lesley King Felt making workshop.

September: 5 Lesley King felt making workshop, 12-28 Etcetera Textiles Exhibition, 16 Lesley King felt making workshop

October: 3 Chrissy Webster Stained Glass Workshop, 3 Laura Mabbutt Feltmaking Talk 23-24 Sam Taylor Jewellery Exhibition, 26-31 Lancashire Hot Potters Ceramics Exhibition,

November: 7 Chrissy Webster Stained glass Workshop, 9-14 Graham Hough Ceramics Exhibition, 16-23 Earthly Delights Ceramics Exhibition.

VISITOR NUMBERS

2015	
Month	Visitors
March	3958
April	3869
May	3574
June	1724

4.3 Sunday Opening

As a trial for 2015, the Platform Gallery is open on Sundays from 3rd May – 6th September, and 6th – 20th December, 11am – 4pm. Visitor numbers so far are:

May	
3	120
10	70
17	64
24	81
31	82
June	
7	85
14	94
21	95
28	93
July	
5	83
12	52
26	51
August	
2	101
9	62
16	89
23	TBC
30	TBC
September	
6	TBC
December	
6	TBC
13	TBC
20	TBC

5 **CONCLUSION**

That further developments and activities within the directorate will be reported to future committees.

COLIN WINTERBOTTOM
COMMUNITY LEISURE AND SPORTS DEVELOPMENT MANAGER

TRACY BALKO
HEALTH AND FITNESS DEVELOPMENT OFFICER

KATHERINE RODGERS
ARTS DEVELOPMENT OFFICER

JOHN C HEAP
DIRECTOR OF COMMUNITY SERVICES

For further information on Leisure and Sports Development,
please contact Colin Winterbottom 01200 414588

For further information on Healthy Lifestyles,
please contact Tracy Balko 01200 414462

For further information on Arts Development,
please contact Katherine Rodgers on arts.development@ribblevalley.gov.uk
01200 425566

Community Services/ 1.9.15/IW