

RIBBLE VALLEY BOROUGH COUNCIL

REPORT TO PLANNING AND DEVELOPMENT COMMITTEE

Agenda Item No

meeting date: 20 AUGUST 2015
title: 2014/2015 YEAR-END PERFORMANCE INFORMATION
submitted by: DIRECTOR OF RESOURCES
principal author: PRINCIPAL POLICY AND PERFORMANCE OFFICER

1 PURPOSE

- 1.1 This is the year-end report of 2014/2015 that details performance against our local performance indicators.
- 1.2 Regular performance monitoring is essential to ensure that the Council is delivering effectively against its agreed priorities, both in terms of the national agenda and local needs.
- 1.3 Relevance to the Council's ambitions and priorities:
 - Community Objectives –
 - Corporate Priorities –
 - Other Considerations -

Monitoring our performance ensures that we are both providing excellent services for our community as well as meeting corporate priorities.

2 BACKGROUND

- 2.1 Performance Indicators are an important driver of improvement and allow authorities, their auditors, inspectors, elected members and service users to judge how well services are performing.
- 2.2 A rationale has been sought for maintaining each indicator – with it either being used to monitor service performance or to monitor the delivery of a local priority.
- 2.3 The report comprises the following information:
 - The outturn figures for all local performance indicators relevant to this committee, reported by for each of the quarters of 2014/15. Some notes have been provided to explain significant variances either between the outturn and the target or between 2014/2015 data and 2013/2014 data. A significant variance is greater than 15% (or 10% for cost PIs).
 - Performance information is also provided for previous years for comparison purposes (where available) and the trend in performance is shown.
 - Targets for service performance for the year 2014/2015 are provided and a 'traffic light' system is used to show variances of actual performance against the target as follows: Red: service performance significantly below target (i.e. less than 75% of target performance), Amber: performance slightly below target (i.e. between 75% and 99% of target), Green: target met/exceeded.
 - Targets have been provided for members to scrutinise for the following three years. A target setting rationale was sought from each Head of Service.
- 2.4 These tables are provided to allow members to ascertain how well services are being delivered against our local priorities and objectives, as listed in the Corporate Strategy.









- 2.5 Analysis shows that of the 6 indicators that can be compared to target:
- 66.6% (4) of PIs met target (green)
 - 33.3% (2) of PIs close to target (amber)
 - 0% (0) of PIs missed target (red)
- 2.6 Analysis shows that of the 23 indicators where performance trend can be compared over the years:
- 39.13% (9) of PIs improved
 - 13.04% (3) of PIs stayed the same
 - 47.83% (11) of PIs worsened
- 2.7 Where possible audited and checked data has been included in the report. However, some data may be corrected following work of Internal Audit and before the final publication of the indicators on the Council's website. In addition, some of the outturn performance information has not been collected/not yet available before this report was produced.
- 2.8 Indicators can be categorised as 'data only' if they are not suitable for monitoring against targets – these are marked as so in the report.
- 3 GENERAL COMMENTS ON PERFORMANCE AND TARGETS
- 3.1 In respect of PIs for Development Control, John Macholc, Head of Planning Services, has provided the following information regarding performance and targets:
- **PI PL14b (N157b) - Processing of planning applications: Minor applications -** Staff turnover and appeals had an impact on resources.
 - **PI PL14c (N157c) - Processing of planning applications: Other applications -** Due to staff turnover and the number of complicated applications.
- 4 RISK ASSESSMENT
- 4.1 The approval of this report may have the following implications
- Resources - None
 - Technical, Environmental and Legal – None
 - Political - None
 - Reputation – It is important that correct information is available to facilitate decision-making.
 - Equality & Diversity - None
- 5 CONCLUSION
- 5.1 Consider the 2014/2015 performance information provided relating to this committee.



















PRINCIPAL POLICY AND
PERFORMANCE OFFICER

DIRECTOR OF RESOURCES













PD4-15/MH/AC
3 August 2015

For further information please ask for Michelle Haworth

PI Status		Long Term Trends	
	Alert		Improving
	Warning		No Change
	OK		Getting Worse
	Unknown		
	Data Only		

PI Code	Short Name	2013/14		2014/15		2015/16	2016/17	2017/18	Current Performance	Trend year on year	Target setting rationale	Link to Corporate Strategy Objective
		Value	Target	Value	Target	Target	Target	Target				
PI PL2 (BV204)	Planning appeals allowed	29.3%	23.0%	22.2%	23.0%	23.0%	23.0%	23.0%			The need for an up to date local plan is important in defending planning appeals and without such a policy it may prove difficult to defend	To conserve our countryside, the natural beauty of the area and enhance our built environment
PI PL2a	Planning appeals received - householder appeal	7		16								
PI PL2b	Planning appeals received - written representation	9		30								
PI PL2c	Planning appeals received - Inquiry	2		2								
PI PL2d	Planning appeals received - Hearings	1		2								
PI PL2e	Planning appeals determined - Householder appeal	6		15								
PI PL2f	Planning appeals determined - written representation	15		22								
PI PL2g	Planning appeals determined - Inquiry	3		1								
PI PL2h	Planning appeals determined - Hearings	2		2								

PI Code	Short Name	2013/14		2014/15		2015/16	2016/17	2017/18	Current Performance	Trend year on year	Target setting rationale	Link to Corporate Strategy Objective
		Value	Target	Value	Target	Target	Target	Target				
PI PL3	Applications refused by committee but recommended for approval	0		3							Not required.	To conserve our countryside, the natural beauty of the area and enhance our built environment
PI PL4	Applications approved by committee but officers recommended for refusal	3		3							Not required.	To conserve our countryside, the natural beauty of the area and enhance our built environment
PI PL5 (BV188)	% of planning decisions delegated to officers	91.3%		92.16%							Not required.	To conserve our countryside, the natural beauty of the area and enhance our built environment
PI PL14a (N157a)	Processing of planning applications: Major applications	43.75%	35.00%	74.70%	35.00%	35.00%	35.00%	35.00%			Due to need for section 106 on all major proposals and the increase in numbers it is unlikely to be possible to meet a higher target	To conserve our countryside, the natural beauty of the area and enhance our built environment
PI PL14b (N157b)	Processing of planning applications: Minor applications	49.95%	62.00%	61.27%	62.00%	62.00%	62.00%	62.00%			Due to high level of applications and the contentious nature many applications are determined at committee which makes it difficult to determine within the 8 week period.	To conserve our countryside, the natural beauty of the area and enhance our built environment
PI PL14c (N157c)	Processing of planning applications: Other applications	67.20%	80.00%	73.12%	80.00%	80.00%	80.00%	80.00%			Re-organisation of staff to focus on minor applications	To conserve our countryside, the natural beauty of the area and enhance our built environment
PI PL14d	Processing of planning applications: Number of applications received	755		708								
PI PL14e	Processing of planning applications: Number of applications determined	713		599								
PI PL14f	Processing of planning applications: Number of applications withdrawn	59		62								

PI Code	Short Name	2013/14		2014/15		2015/16	2016/17	2017/18	Current Performance	Trend year on year	Target setting rationale	Link to Corporate Strategy Objective
		Value	Target	Value	Target	Target	Target	Target				
PI PL14g	Processing of planning applications: Number of applications determined under delegated powers	651		540								
PI PL14h	Processing of planning applications: Number of applications approved	584		441								
PI PL14i	Processing of planning applications: Number of applications refused	103		146								
PI RH10 (BV106)	New homes built on previously developed land	57.00%	85.00%	33.00%	20.00%	20.00%	20.00%	20.00%			Due to the lack of available brownfield sites and pressure for new housing it leads to significant need to develop green field sites.	To conserve our countryside, the natural beauty of the area and enhance our built environment
PI RH11	Number of new homes granted planning permission	1,024		1,707								To conserve our countryside, the natural beauty of the area and enhance our built environment
PI RH12	Number of new homes constructed	N/A	90	345	280	280	280	280			Set at 280 to reflect the annulated figure of the Core Strategy	To conserve our countryside, the natural beauty of the area and enhance our built environment